

2023 Horseshoe Pitching WORLD CHAMPIONSHIPS

July 17th to 29th



Lansing Center



**World Tournament Report
2023**



Lansing Center

World Champions

Men



Alan Francis—OH

Won	15
Lost	0
Points	630
Shoes	838
Ringers	717
Ringer%	85.56

Women



Sarah Chaffee—WI

Won	15
Lost	0
Points	624
Shoes	994
Ringers	835
Ringer%	84.0

World Champions

Senior Men



James Dunlap—MI

Won	10
Lost	1
Points	448
Shoes	526
Ringers	307
Ringer%	58.37

Senior Women



Maxine Griffith—TN

Won	11
Lost	0
Points	455
Shoes	432
Ringers	339
Ringer%	78.47

Elders Men



Bob Gray—FL

Won	14
Lost	2
Points	645
Shoes	972
Ringers	755
Ringer%	77.67

World Champions

Cadet Boys



Eli Sullivan—VA

Won	7
Lost	0
Points	299
Shoes	250
Ringers	200
Ringer%	80.00

Junior Boys



Derek Reynolds—AR

Won	7
Lost	0
Points	297
Shoes	252
Ringers	205
Ringer%	81.35

Cadet Girls



Za'kiayah Arbogast—KS

Won	4
Lost	2
Points	78
Shoes	240
Ringers	22
Ringer%	9.17

Junior Girls



Lizy Jordan—CT

Won	7
Lost	0
Points	294
Shoes	248
Ringers	129
Ringer%	52.02

2023 Awards

Arch Stokes Award—2022



Jeff Secord—WI

Jeff has been around organized horseshoe pitching since the age of 3 years old. He played in his first tournament in 1976 as a 7 year old. Jeff has been an active participant in the Wisconsin charter for over 30 years. He was the tournament director for the 1993 State Tournament in Fond Du Lac, WI and has been a member of the WHPA Hall of Fame Committee. Jeff recently compiled all pitcher statistics from every Wisconsin State Tournament since the WHPA became an NHPA Charter in 1967. He has been the director of Team World tournaments and is recognized for his time and effort he has put into promoting horseshoe pitching and being tournament director of an outstanding horseshoe pitching tournament, Team World.

Presidential Award—2022



Stan Griggs—MO

Stan join the NHPA in 1976 at 12 years old. He became the Missouri State Statistician in 1987 and since then has served as 36 years in that position. By the middle of 1989, stan was a consistent A Class pitcher. He joined the NHPA Hall of Fame Committee in 2018 and in began assuming the role as the World Tournament Statistician in 2019. Stan developed the first NHPA Trading cards in 2020 and produced them again in 2021. Stan has continued to make a significant impact on the NHPA in many ways.

2023 Awards

Hall of Fame

2023



Maxine Griffith—TN

Player Category—Maxine is and has been for many years a World Class horseshoe pitcher. In fact, she won her second World title at the 2023 World Tournament as she moved over to the Senior Women's division. Her finale average in 2023 WT was 78.47% which is the fifth highest average ever in that division. She ranks eleventh in total wins in the Women's WT list. with 136 wins. She won the Women's title in 2018. She is a very active pitcher and promotes pitching by showing off her skills, dedication, and consistently high pitching average. This is very apparent whenever she pitches and particularly at the WT where she is seldom under 70% and usually pitches in the 80's. Maxine was inducted into the Tennessee HOF in 1997.



Karl Van Sant—IN

Historic Era Category—Karl won the Indiana Men's championship three times while finishing in second place three times. He pitched in the WT 13 times in the men's championship class and finished 13th twice while facing a very talented group of competitors. His WT overall average was a very consistent 71.64%. He won 145 games in the championship class and his high average came in 1977 when he pitched 77.34% Karl finished second in the Intermediate division in 1990 and then moved to the Senior division where he won the Championship in 1992. He was inducted into the Indiana HOF in 1978.

2023 Awards

Hall of Fame

2023



Jerry Smith—Ohio

Promoter-Organizer-Jerry Smith has been serving the NHPA at the club, charter, and national levels for over 35 years having started in 1985. He was Sec/Treas for the Northern California and Idaho charters for 10 or more years each. He served as newsletter editor and statistician in both charters before joining the NHPA as Third VP in 2014. He is currently the NHPA Historian, sits on the HOF Committee and is a board member for the NHPF. He received an Achievement Award in 2012, the Stokes Award in 2018, the HOF's of the YOLO HSC in 1998, the NCHPA in 1999, and the Idaho Charter in 2018. He is currently the Regional Director for the SHOP charter.



Kurt Whaley—SD

Promoter-Organizer Category—Kurt Whaley has probably impacted our sport as much as any person in our entire history. Kurt, of course, is the author of HSMaster, HSScorekeeper, and eShoe. In the late 90's, Kurt was Secretary/Treasurer of the South Dakota charter and was running many tournaments. As a professional computer programmer, he wrote himself software to ease his horseshoe jobs and out of that came HSMaster. In the next 20 years, Kurt revised and updated HSMaster some 232 times, wrote HSScorekeeper enabling us to move into electronic scorekeeping, and proposed, wrote, and implemented eShoe. HSMaster is now fully integrated with eShoe making membership and national averages easy to update and track. Kurt was inducted into the South Dakota HOF in 2004. In 2009 he was the recipient

2022 Awards

Achievement Award 2022



Fred and Carol Sanford— OH

Since the Sanfords were unable to attend the award ceremony last year, their Achievement Award was presented by Gary Roberts. Fred and Carol Sanford have been active in the NHPA since 2000. The Ross County Horseshoe League has been one of the best leagues in the uS with 40-50 members each year. Fred and Carol have directed the Ross County Fair tournament since 2000. In addition to tournament and league activities, both have served in other positions with Fred as the assistant regional director and Carol as the Ohio Charter Vice President.



Auction time!

2023 Awards

Achievement Award 2023



Jim and Debbie Scully—CT

Deb & Jim Scully run the indoor facility in E. Hartford, CT, with tournaments every other weekend in the winter. Those tournaments have had excellent entry numbers, varying from the 50's to as many as 80 entries on their six courts. In addition, Deb is the NEHPA secretary and is the CT HPA secretary, helping all of the local clubs in CT with their tournaments during the summer—she helped them all get set up on HSMaster. They have worked hard to increase their membership, including leagues four nights a week in the winter and getting campground pitchers involved.



Michelle Foard—MN

Michelle has actively participated in sharing the joy of horseshoes on any form of social media. At this time, Michelle has over 11,000+ followers on Tik Tok, and some of her top viewed videos have over a half million views. She began pitching horseshoes in 2002 and became an NHPA member in 2018. She has served as the media and social media director for the Minnesota Charter for 3 years as well as the League President of the Brooklyn Park Horseshoe Club. She continues to make a significant difference on behalf of the NHPA in all areas of social media.

2023 Awards

Membership Awards—2022 League Director Award—2023



Brian Fisher—OH

Brian joined the NHPA and the Darke County horseshoe club in 1991 and has been an officer in many capacities. He helped bring the World Tournament to Greenville in 1999. Brian worked with the local fair board to relocate the Ohio Hall of Fame to the park and revitalize the “Ringer Classic” tournament. He runs or helps run four leagues and is constantly promoting horseshoe pitching. He was inducted into Ohio’s Hall of Fame in 2021.

Regional Director-Van Sant Award—2023



Darryl Miller—OH

Darryl started pitching in 1991 and became a tournament director in 1997. In 2012, he became a VP for the Ohio Charter and in 2018 was appointed as the Ohio Charter’s Regional Director. He is now the President of Hilliard’s Club and has been for nine years. He has done an excellent job as Regional Director, has input the Charter’s tournaments in a timely manner, and takes care of the regular responsibilities of his duty in an exceptional way.

New Mexico Charter

78% growth from 2020 to 2021

2023 Awards

World Tournament Participation Award Recognition Patches

10 year patch

Trisha Lincoln	AZ
Steve Fuhrmann	TX
Jim Tollefson	WI
Rick Smith Sr.	AR
Jerry Smith	OH
Paul Mommens	NE
Mark Smith	MN
Roy Brockman	AR
Marvin Price	DE
Steve Fuhrmann	TX
Thomas Shannon	OK
Doris Hieden	TX
Karen Graham	NY
Shelly Martinez	MA
Melanie Poole	ID

20 year patch

Audra Craven	MO
Ron Kindrick	AL
Dennis Simler	IL
Raymond Bedard	MA
Aleena Lepak	WI

30 year patch

Lee Watkins	IL
-------------	----

World tournament Participation Award 10+ Years in a Row

Gregg Craven	MO	20 In A Row
Audra Craven	MO	20 In A Row
Jim Cooper	TN	15 In A Row
Delbert Fourman	OH	10 In A Row
George Davis	CA	10 In A Row
Shelly Martinez	MA	10 In A Row

World tournament Divisions Only 90% Games

Name	State	Score	Rgrs	Shoes	90% +
Drew Becker-M	CAN	40-3	31	34	91.18%
Skyla Rioux-W	CT	40-7	52	56	92.86%
Derek Reynolds-Jr Boy	AR	43-0	23	24	95.83%

NHPA 90% WT Game Awards 2023 World Tournament

Mens	Drew Becker	CAN	91.18%
Women	Skyla Rioux	CT	91.18%
Junior Boys	Derek Reynolds	AR	95.83%

Cadet Boys Champions



World Championships Cadet Championship (Rank: W/L - Rgr% - H2H - OvrAvg)

Pos	Name	Entry %	Hcp	Card#	St	Won	Lost	Pts	Rgrs	HToH	OvrAvg	Sh	R%
---	-----	-----	---	-----	--	---	---	---	---	---	-----	--	--
1.	Eli Sullivan	76.67	0	380630	VA	7	0	299	200	0	3.33	250	80.00
2.	Tom Grose	64.79	0	802657	NV	6	1	268	169	0	2.81	250	67.60
3.	Landon Morgan	51.67	0	800879	IL	5	2	237	161	0	0.40-	314	51.27
4.	Adakai Begaye	35.21	0	31223	CA	4	3	215	130	0	15.18	258	50.39
5.	Lucas Rasmussen	30.94	0	231913	MN	3	4	188	122	0	6.95	322	37.89
6.	Gavin Begaye Jr.	31.56	0	804087	CA	2	5	155	100	0	1.12	306	32.68
7.	Conner Kildahl	22.50	0	280305	WI	1	6	101	30	0	11.86-	282	10.64
8.	Eben Begaye	18.44	0	804088	CA	0	7	128	71	0	4.46	310	22.90

Cadet Girls Champions



World Championships Cadet Championship (Rank: W/L - Rgr% - H2H - OvrAvg)

Pos	Name	Entry %	Hcp	Card#	St	Won	Lost	Pts	Rgrs	HToH	OvrAvg	Sh	R%
---	-----	-----	---	-----	--	---	---	---	---	---	-----	--	--
1.	Za`kiyah Arbogast	8.75	0	180449	KS	4	2	78	22	0	0.42	240	9.17
2.	Jazmyn Kildahl	6.75	0	280306	WI	4	2	89	16	0	0.08-	240	6.67
3.	Addisyn Goddard	8.50	0	190176	MO	4	2	92	15	0	2.25-	240	6.25

Junior Boy's Champions



World Championships Junior Boys Championship (Rank: W/L - Rgr% - H2H - OvrAvg)

Pos	Name	Entry %	Hcp	Card#	St	Won	Lost	Pts	Rgrs	HToH	OvrAvg	Sh	R%
1.	Derek Reynolds	78.25	0	210074	AR	7	0	297	205	0	3.10	252	81.35
2.	Hastiin Begaye	66.00	0	31151	CA	6	1	269	188	0	5.21	264	71.21
3.	Caiden Hogue	60.50	0	360365	OH	5	2	230	187	0	3.14-	326	57.36
4.	Blake Benzing	48.89	0	280127	WI	4	3	251	183	0	4.00	346	52.89
5.	Zack Grzembski	59.25	0	480516	MA	3	4	214	166	0	0.80-	284	58.45
6.	Memo Ramirez	40.75	0	190045	MO	2	5	132	106	0	2.89-	280	37.86
7.	Dillon Kyle	40.56	0	40606	CA	1	6	103	99	0	6.66-	292	33.90
8.	Warren Highley	40.83	0	190085	MO	0	7	108	105	0	5.36-	296	35.47

Junior Girl's Champions



World Championships Junior Girls Championship (Rank: W/L - Rgr% - H2H - OvrAvg)

Pos	Name	Entry %	Hcp	Card#	St	Won	Lost	Pts	Rgrs	HToH	OvrAvg	Sh	R%
---	-----	-----	---	-----	--	---	---	---	-----	---	-----	--	--
1.	Lizy Jordan	56.25	0	490491	CT	7	0	294	129	0	4.23-	248	52.02
2.	Sadie Wolken	44.17	0	191533	MO	6	1	274	134	0	1.41	294	45.58
3.	Lillyan Kildahl	40.00	0	280115	WI	5	2	262	120	0	2.73-	322	37.27
4.	Cherie Harges	26.67	0	130865	IN	4	3	211	82	0	3.77-	358	22.91
5.	Lily Strong	28.06	0	340280	CA	3	4	221	98	0	3.76	308	31.82
6.	Sade Harges	16.36	0	130415	IN	2	5	120	51	0	1.00-	332	15.36
7.	Eliza Goers	10.91	0	290040	IL	1	6	110	31	0	2.62-	374	8.29
8.	Mackenzie Rasmussen	2.73	0	231929	MN	0	7	37	6	0	0.65-	288	2.08

Domination!!! This year was one of undefeated champions in all Cadet and Junior Championship Divisions.

In the Cadet Boys category, Eli Sullivan (VA) went undefeated, repeating his 2022 performance with a 7-0 record. He pitched 11% over his 2022 performance ending with an 80% ringer percentage. Eli's high game was 82%. Adekai Begaye pitched the highest over his incoming average of 35.21% with a 50.39% ending average. The most ringers pitched in a game was in Eli's game against Tom Grose where he pitched 40 ringers.

Competing in the Cadet Boys Championship were: Eli Sullivan (VA 7-0 80.0%), Tom Grose (NV 6-1 67.60%), Landon Morgan (IL 5-2 51.27%), Adakai Begaye (CA 4-3 50.39%), Lucas Rasmussen (MN 3-4 37.89%), Gavin Begaye Jr. (CA 2-5 32.69%), Conner Kildahl (WI 1-6 10.64%), Eben Begaye (CA 0-7 22.90%)

There were only three girls in the Cadet Girls Championship and they battled. Za'kiyah Arbogast (KS) had the top two games of the division at 17.5% and 12.5%. They each played each other two times and at the end of the Championship were deadlocked at 4 wins and 2 losses. Playoff would have required to play at least two more games and the class determined that they were satisfied with the standings based on the ringer percentages.

Competing in the Cadet Girls Championship were: Za'kiyah Arbogast (KS 4-2 9.17%), Jazmyn Kildahl (WI 4-2 6.67%), Addisyn Goddard (MO 4-2 6.25%)

Derek Reynolds (AR) once again ended with a 7-0 record with 81.35% ringers, which was 10% above the second place. He totally dominated the division with the closest match against Hastiin Begaye 40-21. He pitched his high game against Dillon Kyle (CA) at 90% winning 45-0. As he did last year, he was the only one that pitched a 90% game and 4 of his other 6 matches was above 80%.

Competing in the Junior Boys Championship were: Derek Reynolds (AR 7-0 81.35%), Hastiin Begaye (CA 6-1 71.21%), Caiden Hogue (OH 5-2 57.36%), Blake Benzing (WI 4-3 52.89%), Zack Grzembski (MA 3-4 58.45%), Memo Ramirez (MO 2-5 37.86%), Dillon Kyle (CA 1-6 33.90%), Warren Highley (MO 0-7 35.47%)

Lizy Jordan (CT) easily won the Junior Girls Championship 7-0 pitching an average of 52.02% ringers. In fact, she pitched the top 4 ringer percentages in the class pitching 56.82% vs. Sadie Wolken (MO), 56.25 vs. Lily Strong (CA), 55.88% vs. Sade Harges (IN), and 54.17% vs. Mackenzie Rasmussen (MN)


Competing in the Junior Girls Championship were: Lizy Jordan (CT 7-0 52.02%), Sadie Wolken (MO 6-1 45.58%), Lilyan Kildahl (WI 5-2 37.27%), Cherie Harges (IN 4-3 22.91%), Lily Strong (CA 3-4 31.82%), Sade Harges (IN 2-5 15.36%), Eliza Goers (IL 1-6 8.29%), Mackenzie Rasmussen (MN 0-7 2.08%)

Cadet Boys

1st Eli Sullivan VA

2nd Tom Grose NV

3rd Landon Morgan IL




Cadet Girls

1st Za' kiyah Arbogast KS

2nd Jazmyn Kildahl WI

3rd Addisyn Goddard MO



Junior Boys

1st Derek Reynolds AR

2nd Hastiin Begaye CA

3rd Caiden Hogue OH




Junior Girls

1st Lizy Jordan CT

2nd Sadie Wolken MO

3rd Lillyan Kildahl WI



Men's Champions



World Championships Men Championship (Rank: W/L - Rgr% - H2H - OvrAvg)

Pos	Name	Entry %	Hcp	Card#	St	Won	Lost	Pts	Rgrs	HToH	OvrAvg	Sh	R%
1.	Alan Francis	84.33	0	360940	OH	15	0	630	717	0	1.23	838	85.56
2.	Drew BECKER	79.83	0	657381	ON	13	2	579	704	0	2.64-	912	77.19
3.	Tyler Howard	78.17	0	320292	KY	12	3	562	624	0	1.89-	818	76.28
4.	Andrew Adams	72.00	0	300151	MI	10	5	563	686	0	2.08	926	74.08
5.	Ben Webb	74.83	0	320063	KY	10	5	586	642	0	2.04-	882	72.79
6.	Austin Bailey	71.33	0	290652	IL	9	6	485	659	0	1.22-	940	70.11
7.	Walter Ray Williams Jr	65.83	0	350369	FL	9	6	509	564	0	3.80	810	69.63
8.	Dan Watson	73.17	0	260084	AL	8	7	457	595	0	3.17-	850	70.00
9.	Randy Zeiders	74.17	0	390143	PA	7	8	482	602	0	4.33-	862	69.84
10.	Cole Pearson	66.17	0	170138	NE	6	9	429	479	0	1.26-	738	64.91
11.	Gale Greene	66.00	0	460059	VT	5	10	457	608	0	0.62-	930	65.38
12.	Matt Fuller	68.33	0	10058	WA	5	10	340	481	0	5.86-	770	62.47
13.	Jerry Dean	60.17	0	420271	MD	4	11	386	536	0	2.89	850	63.06
14.	Randy Smith Jr	64.00	0	490066	CT	3	12	381	496	0	2.77-	810	61.23
15.	Jimmy Campbell	62.83	0	380337	VA	3	12	351	486	0	2.23-	802	60.60
16.	Rodney Crow	59.17	0	220071	TX	1	14	279	380	0	5.04-	702	54.13

27!!!! Alan Francis (OH) added to his quiver of World Tournament wins going 15-0 in the Championship Class pitching 85.56% for the Men's Championship. Alan pitched 5 90% games with his high game against Jerry Dean (MD) at 95%. No other pitchers in the Men's Championship pitched above 90% for any game. Drew Becker (ON) had only 2 losses but his high game came against Dan Watson (AL) at 85.71% ringers. He had 4 games above 80%. Tyler Howard (KY) actually had 7 games above 80%. The closest anyone came to Alan in the Championships was Ben Webb (KY), who only lost by 6 points 41-35. Randy Zeiders (PA) came in close at 42-34 losing by 8 points in 108 shoes, which resulted in 83 ringers for Francis in the win to Randy's 80 ringers. This ended up being the most shoes pitched in any game in this Championship class.

Highest over average in the class was Walter Ray Williams Jr., who came in at 65.83% and pitched 69.63% for the tournament (3.80% over average). He finished in 7th position in the class.

Participating in the Championship class were: Alan Francis (OH 15-0 85.56%), Drew Becker (ON 13-2 77.19%), Tyler Howard (KY 12-3 76.28%), Andrew Adams (MI 10-5 74.08%), Ben Webb (KY 10-5 72.79%), Austin Bailey (IL 9-6 70.11%), Walter Ray Williams Jr. (FL 9-6 70.11%), Dan Watson (AL 8-7 70%), Randy Zeiders (PA 7-8 69.84%), Cole Pearson (NE 6-0 64.91%), Gale Greene (VT 5-10 65.38%), Matt Fuller (WA 5-10 62.47%), Jerry Dean (MD 4-11 63.06%), Randy Smith Jr. (CT 3-12 61.23%), Jimmy Campbell (VA 3-12 60.60%), Rodney Crow (TX 1-14 54.13%)



Women's Champions



Women Championship		Thursday, Jul 27 2023 8:00 AM						(Rank: W/L - Rgr% - H2H - OvrAvg)					
Pos	Name	Entry %	Hcp	Card#	St	Won	Lost	Pts	Rgrs	HtH	Ovr%	Sh	R%
1.	Sarah Chaffee	81.00	0	280216	WI	15	0	624	835	0	3.00	994	84.00
2.	Skyla Rioux	78.00	0	490476	CT	13	2	547	677	0	0.00-	868	78.00
3.	Sylvianne Moisan	75.00	0	664710	PQ	11	4	568	751	0	3.39	958	78.39
4.	Joan Elmore	74.17	0	330173	TN	11	4	576	791	0	3.53	1018	77.70
5.	Penny Steinke	73.50	0	280078	WI	11	4	570	704	0	3.69	912	77.19
6.	Amy Francis	71.00	0	360294	OH	10	5	549	795	0	4.00	1060	75.00
7.	Marlene Ray	75.33	0	330031	TN	9	6	568	714	0	0.31	944	75.64
8.	Aleena Lepak	68.17	0	280268	WI	8	7	520	626	0	2.48	886	70.65
9.	Karen Graham	64.67	0	440520	NY	7	8	463	617	0	5.76	876	70.43
10.	Denise Daly	66.33	0	300441	MI	6	9	458	580	0	4.23	822	70.56
11.	Pam Meyer	69.17	0	800439	MO	4	11	463	576	0	2.96-	870	66.21
12.	Kelly Glidewell	66.17	0	380221	VA	4	11	372	530	0	1.22-	816	64.95
13.	Jane CORDINGLEY	62.34	0	621064	AB	3	12	396	560	0	4.01	844	66.35
14.	Jennifer Gegg	64.17	0	190875	MO	3	12	383	530	0	0.31	822	64.48
15.	Sue Laughlin	61.50	0	440316	NY	3	12	332	481	0	0.81	772	62.31
16.	Lyne Pineault	63.50	0	660551	PQ	2	13	328	463	0	2.42-	758	61.08

With her second year in the Women's Division, Sarah Chaffee (WI) is making a name for herself. She came in with the highest Women's ringer percentage at 81% and delivered above her average by 3% to end at 84% for the Championship Class. She ended 15-0 for the Championship with a couple of very close games with Penny Steinke (WI) 45-37 and Amy Francis (OH) 42.38 in 71 shoes. Her longest game in the Championship, however, was against Marlene Ray. They pitched an amazing 140 shoes with 124 ringers from Sarah Chaffee and 121 ringers from Marlene. It was an awesome game to witness! No other game went above 100 shoes (Skyla Rioux (CT) and Joan Elmore (TN) went to 98 shoes for the second longest game.

Skyla Rioux was the other women that entered the class last year and she had two losses against Sylvianne Moisan (PQ) and Sarah Chaffee (WI). She finished in second place two wins ahead of Sylvianne Moisan (PQ), and Joan Elmore (TN)

There were four times where the pitchers pitched over 90%, twice for Sarah Chaffee (91.95% vs Pam Meyer (MO), and 91.38% vs Skyla Rioux (CT)), once for Sylvianne Moisan (91.67% vs. Skyla Rioux (CT)), and once for Marlene Ray vs. Kelly Glidewell (VA).

Pitching in the Championship class were: Sarah Chaffee (WI 15-0 84%), Skyla Rioux (CT 13-2 78%), Sylvianne Moisan (PQ 11-4 78.39%), Joan Elmore (TN 11-4 77.70%), Penny Steinke (WI 11-4 77.19%), Amy Francis (OH 10-5 75%), Marlene Ray (TN 9-6 75.64%), Aleena Lepak (WI 8-7 70.65%), Karen Graham (NY 7-8 70.43%), Karen Graham (NY 7-8 70.43%), Denise Daly (MI 6-9 70.56%), Pam Meyer (MO 4-11 66.21%), Kelly Glidewell (VA 4-11 64.95%), Jane Cordingley (AB 3-12 66.35%), Jennifer Gegg (MO 3-12 64.48%), Sue Laughlin (NY 3-12 62.31%), Lyne Pineault (PQ 2-13 61.08%)



Senior Men's Champions



World Championships Sr Men Championship (Rank: W/L - Rgr% - H2H - OvrAvg)

Pos	Name	Entry %	Hcp	Card#	St	Won	Lost	Pts	Rgrs	HToH	OvrAvg	Sh	R%
---	-----	-----	---	-----	--	---	---	---	-----	-----	-----	--	--
1.	James Dunlap	63.33	0	300282	MI	10	1	448	307	0	4.97-	526	58.37
2.	Stan Griggs	53.67	0	190007	MO	9	2	431	321	0	6.67	532	60.34
3.	Raymond Bedard	61.33	0	480259	MA	9	2	423	322	0	2.78-	550	58.55
4.	Jacob Fimbres	63.00	0	100171	AZ	8	3	407	314	0	3.98-	532	59.02
5.	Ken Fraser	63.67	0	440124	NY	7	4	417	312	0	5.89-	540	57.78
6.	Bob Cadwallader	44.33	0	210176	AR	6	5	304	224	0	1.38	490	45.71
7.	Rick Howe	51.00	0	480132	MA	5	6	308	270	0	0.63-	536	50.37
8.	Keith Schafer	37.17	0	300367	MI	4	7	250	226	0	7.67	504	44.84
9.	Mark Seibold	48.00	0	350205	FL	3	8	324	246	0	0.69-	520	47.31
10.	Gary Roberts	55.33	0	360032	OH	2	9	98	66	0	5.33-	132	50.00
11.	Ken Jones	43.50	0	140030	NM	2	9	315	268	0	4.70	556	48.20
12.	Bill Navratil	44.17	0	490423	CT	1	10	113	77	0	6.79-	206	37.38

With a 10-1 record, James Dunlap (MI) came away with the victory in the Senior Men's Championship with a ringer percentage of 58.37%. There were actually 3 people with a higher percentage in the class, but James won the games he needed to win. His high game came against Keith Schafer (MI) at 78.57%, which was 15 % higher than his incoming average. Second in the class was won by Stan Griggs (MO). Stan had losses to James Dunlap (MI) and his final game to Jacob Fimbres (AZ)

Stan Griggs (MO) pitched the highest above his incoming average of 53.67% by pitching 6.67% higher for an average of 60.34%.

Participating in the Sr. Men's Championship Class were: James Dunlap (MI 10-1 58.37%), Stan Griggs (MO 9-2 60.34%), Raymond Bedard (MA 9-2 58.55%), Jacob Fimbres (AZ 8-3 59.02%), Ken Fraser (NY 7-4 57.78%), Bob Cadwallader (AR 6-5 45.71%), Rick Howe (MA 5-6 50.37%), Keith Schafer (MI 4-7 44.84%), Mark Seibold (FL 3-8 47.31%), Gary Roberts (OH 2-0 50%), Ken Jones (NM 2-9 48.20%), Bill Navratil (CT 1=10 37.38%)



Senior Women's Champions



World Championships Sr Women Championship (Rank: W/L - Rgr% - H2H - OvrAvg)

Pos	Name	Entry %	Hcp	Card#	St	Won	Lost	Pts	Rgrs	HToH	OvrAvg	Sh	R%
1.	Maxine Griffith	71.92	0	330030	TN	11	0	455	339	0	6.55	432	78.47
2.	Tamara Burke	65.38	0	370015	WV	9	2	429	322	0	2.84	472	68.22
3.	San Juanita Murray	56.35	0	220854	TX	9	2	434	319	0	3.61	532	59.96
4.	Pat Stumpf	64.04	0	160062	MN	8	3	376	325	0	1.06-	516	62.98
5.	Sheila Shepard	58.65	0	130157	CO	8	3	380	346	0	3.80	554	62.45
6.	Shelly Martinez	37.31	0	480256	MA	5	6	344	287	0	17.25	526	54.56
7.	Janet Larson	53.46	0	230756	MN	4	7	331	301	0	1.20-	576	52.26
8.	Donna Shoemaker	53.08	0	361034	OH	4	7	277	294	0	1.14-	566	51.94
9.	Laurie Lampkin	42.50	0	320048	KY	4	7	269	237	0	2.39	528	44.89
10.	Jan Knaub	44.42	0	130440	CO	3	8	226	175	0	6.38-	460	38.04
11.	Patricia Pertuit	39.81	0	270011	LA	1	10	232	191	0	1.00	468	40.81
12.	Barb Adams	46.35	0	130224	CO	0	11	281	247	0	0.44-	538	45.91

Undefeated in her first year in the Senior Women's Division, Maxine Griffith swept the field with an 11-0 record pitching 6.55% above her incoming average to give her 78.47% for the Championship class. Surprisingly, that wasn't the highest above the incoming average. Shelly Martinez came in pitching 37.31% and pitched an astounding 17.25% above her average to finish in 6th place at 54.56% in the Championship.

Maxine not only won all of her games in the Championship, but she dominated every game with her closest game against San Juanita Murray (TX) 42-24. She had 6 games over 80% while the only other competitor with an 80% game was San Juanita Murray (TX) with 87.50 vs. Laurie Lampkin (KY)

Competing in the Senior Women's Championship were: Maxine Griffith (TN 11-0 78.47%), Tamara Burke (WV 9-2 68.22), San Juanita Murray (TX 9-2 69.96%), Pat Stumpf (MN 8-3 62.98%), Sheila Shepard (CO 8-3 62.45%), Shelly Martinez (MA 5-6 54.56%), Janet Larson (MN 4-7 52.26%), Donna Shoemaker (OH 4-7 51.94%), Laurie Lampkin (KY 4-7 44.89%), Jan Knaub (CO 3-8 38.04%), Patricia Pertuit (LA 1-10 40.81%), Barb Adams (CO 0-11 45.91%)



Elder's Champions



World Championships Elders Championship (Rank: W/L - Rgr% - H2H - OvrAvg)

Pos	Name	Entry %	Hcp	Card#	St	Won	Lost	Pts	Rgrs	HToH	OvrAvg	Sh	R%
---	-----	-----	---	-----	--	---	----	---	-----	-----	-----	--	--
1.	Bob Gray	75.33	0	350350	FL	14	2	645	755	0	2.34	972	77.67
2.	Ronald Legrand	70.33	0	190103	MO	13	3	639	695	0	3.14	946	73.47
3.	David Holmes	74.33	0	370121	WV	12	3	581	621	0	2.34	810	76.67
4.	Zane Goggin	71.33	0	340080	GA	12	3	586	658	0	1.62	902	72.95
5.	Junior Peters	77.00	0	370298	WV	10	5	579	663	0	3.00-	896	74.00
6.	Don Epps	67.67	0	361017	OH	10	5	538	577	0	3.56	810	71.23
7.	Jacques Houle	75.00	0	660765	PQ	8	7	498	548	0	5.10-	784	69.90
8.	Dale Marteney	66.92	0	350071	GA	8	7	528	554	0	0.49-	834	66.43
9.	Dale Moles	68.50	0	310517	IN	6	9	482	588	0	0.60-	866	67.90
10.	Kenneth Schaver	64.83	0	290316	IL	6	9	452	502	0	2.24-	802	62.59
11.	Benj Rains	66.33	0	95094	UT	5	10	491	584	0	0.95	868	67.28
12.	James Cooper	65.83	0	330199	TN	5	10	450	533	0	1.15-	824	64.68
13.	Don Gillette	63.08	0	190453	MO	4	11	364	436	0	5.86-	762	57.22
14.	Rich Knerem Sr.	65.50	0	360106	OH	3	12	376	512	0	1.98-	806	63.52
15.	Roy Dugger	65.17	0	360428	OH	3	12	394	420	0	8.41-	740	56.76
16.	Charles Gray	67.50	0	330133	TN	2	13	297	367	0	13.37-	678	54.13

This division is known for the closeness of the competition. Last year they came to a playoff for Bob Gray to pull out the win and this year, Bob Gray (FL) defeated Ronald Legrand (MO) in the final game to retain his #1 spot. 5 of the 6 top positions in this class all pitched above their incoming average.

Bob carried the high game of the division with 93.33% vs Charles ray (TN). He also had 7 other 80-90% games to help him be the most dominant pitcher in this Championship class.

Competing in the Elders Championship were: Bob Gray (FL 14-2 77.67%), Ronald Legrand (MO 13-3 73.47%), David Holmes (WV 12-3 76.67%), Zane Goggin (GA 12-3 72.95%), Junior Peters (WV 10-5 74%), Don Epps (OH 10-5 71.23%), Jacques Houle (PQ 8-7 69.90%), Dale Marteney (GA 8-7 66.43%), Dale Moles (IN 6-9 67.90%), Kenneth Schaver (IL 6-9 62.59%), Benj Rains (UT 5-10 67.28%), James Cooper (TN 5-10 64.68%), Don Gillette (MO 4-11 57.22%), Rich Knerem Sr. (OH 3-12 63.52%), Roy Dugger (OH 3-12 56.76%), Charles Gray (TN 2-13 54.13%)



Class Results



World Prelims Cadet A (Rank: W/L - Rgr% - H2H - OvrAvg)

Pos	Name	Entry %	Hcp	Card#	St	Won	Lost	Pts	Rgrs	HToH	OvrAvg	Sh	R%
1.	Eli Sullivan	72.14	0	380630	VA	11	1	474	368	0	4.53	480	76.67
2.	Tom Grose	58.39	0	802657	NV	8	4	403	311	0	6.40	480	64.79
3.	Landon Morgan	37.06	0	800879	IL	5	7	254	248	0	14.61	480	51.67
4.	Adakai Begaye	31.94	0	31223	CA	0	12	142	169	0	3.27	480	35.21



World Prelims Cadet B (Rank: W/L - Rgr% - H2H - OvrAvg)

Pos	Name	Entry %	Hcp	Card#	St	Won	Lost	Pts	Rgrs	HToH	OvrAvg	Sh	R%
1.	Lucas Rasmussen	22.21	0	231913	MN	7.5	0.5	268	99	0	8.73	320	30.94
2.	Gavin Begaye Jr.	25.83	0	804087	CA	6	2	246	101	0	5.73	320	31.56
3.	Conner Kildahl	20.71	0	280305	WI	4	4	214	72	0	1.79	320	22.50
4.	Eben Begaye	15.83	0	804088	CA	2	6	143	59	0	2.61	320	18.44
5.	Jackson Vancleave	11.92	0	802463	MI	0.5	7.5	98	30	0	2.55-	320	9.38



Class Results



World Prelims Junior A (Rank: W/L - Rgr% - H2H - OvrAvg)

Pos	Name	Entry %	Hcp	Card#	St	Won	Lost	Pts	Rgrs	HToH	OvrAvg	Sh	R%
---	-----	-----	---	-----	---	---	---	---	-----	-----	-----	---	---
1.	Derek Reynolds	78.71	0	210074	AR	9	1	369	313	0	0.46-	400	78.25
2.	Zack Grzemboski	45.05	0	480516	MA	7	3	252	237	0	14.20	400	59.25
3.	Caiden Hogue	52.37	0	360365	OH	5	5	267	242	0	8.13	400	60.50
4.	Lizy Jordan	58.29	0	490491	CT	5	5	231	225	0	2.04-	400	56.25
5.	Hastiin Begaye	72.95	0	31151	CA	4	6	263	264	0	6.95-	400	66.00
6.	Memo Ramirez	47.34	0	190045	MO	0	10	132	163	0	6.59-	400	40.75



World Prelims Junior B (Rank: W/L - Rgr% - H2H - OvrAvg)

Pos	Name	Entry %	Hcp	Card#	St	Won	Lost	Pts	Rgrs	HToH	OvrAvg	Sh	R%
---	-----	-----	---	-----	---	---	---	---	-----	-----	-----	---	---
1.	Blake Benzing	39.08	0	280127	WI	8	1	320	176	0	9.81	360	48.89
2.	Sadie Wolken	35.78	0	191533	MO	7	2	305	159	0	8.39	360	44.17
3.	Jayden Fri	37.36	0	803261	MI	7	2	257	134	0	0.14-	360	37.22
4.	Lillyan Kildahl	31.94	0	280115	WI	5.5	3.5	253	144	0	8.06	360	40.00
5.	Jackson Johnson	41.11	0	150403	ND	5	4	219	124	0	6.67-	360	34.44
6.	Dillon Kyle	33.97	0	40606	CA	4	5	237	146	0	6.59	360	40.56
7.	Cameron Hogue	32.22	0	360444	OH	3.5	5.5	190	116	0	0.00	360	32.22
8.	Bradley Benzing	33.53	0	280226	WI	2	7	181	105	0	4.36-	360	29.17
9.	Lily Strong	36.29	0	340280	CA	2	7	188	101	0	8.23-	360	28.06
10.	Cherie Harges	31.73	0	130865	IN	1	8	165	96	0	5.06-	360	26.67



World Prelims Junior C (Rank: W/L - Rgr% - H2H - OvrAvg)

Pos	Name	Entry %	Hcp	Card#	St	Won	Lost	Pts	Rgrs	HToH	OvrAvg	Sh	R%
---	-----	-----	---	-----	---	---	---	---	-----	-----	-----	---	---
1.	Warren Highley	27.08	0	190085	MO	11	1	477	196	0	13.75	480	40.83
2.	Brent Castle	24.93	0	803667	MI	10	2	389	141	0	4.45	480	29.38
3.	Isaac Rasmussen	19.08	0	231801	MN	9	2	320	137	0	12.06	440	31.14
4.	Marshal Swenson	26.35	0	230865	MN	9	2	371	131	0	3.42	440	29.77
5.	Brandon Benzing	31.12	0	280271	WI	7	4	375	155	0	4.11	440	35.23
6.	Bryce Vancleave	14.65	0	801175	MI	6	5	223	63	0	0.33-	440	14.32
7.	Sade Harges	9.79	0	130415	IN	5	6	195	72	0	6.57	440	16.36
8.	Eliza Goers	11.31	0	290040	IL	3	8	131	48	0	0.40-	440	10.91
9.	Bentley Arbogast	16.67	0	180365	KS	3	8	144	43	0	6.90-	440	9.77
10.	Owen Barbour	13.06	0	390271	PA	2	9	113	37	0	4.65-	440	8.41
11.	Mackenzie Rasmussen	5.38	0	231929	MN	2	9	65	12	0	2.65-	440	2.73

Class Results



World Prelims Men A1 (Rank: W/L - Rgr% - H2H - OvrAvg)

Pos	Name	Entry %	Hcp	Card#	St	Won	Lost	Pts	Rgrs	HToH	OvrAvg	Sh	R%
1.	Alan Francis	86.98	0	360940	OH	14	1	520	506	0	2.65-	600	84.33
2.	Tyler Howard	74.78	0	320292	KY	13	2	434	469	0	3.39	600	78.17
3.	Drew BECKER	75.59	0	657381	ON	12	3	430	479	0	4.24	600	79.83
4.	Matt Fuller	72.99	0	10058	WA	10	5	324	410	0	4.66-	600	68.33
5.	Randy Zeiders	75.18	0	390143	PA	9	6	384	445	0	1.01-	600	74.17
6.	Dan Watson	73.78	0	260084	AL	9	6	346	439	0	0.61-	600	73.17
7.	Andrew Adams	68.86	0	300151	MI	9	6	384	432	0	3.14	600	72.00
8.	Austin Bailey	72.68	0	290652	IL	9	6	365	428	0	1.35-	600	71.33
9.	Ben Webb	76.07	0	320063	KY	8	7	372	449	0	1.24-	600	74.83
10.	Gale Greene	67.83	0	460059	VT	7	8	338	396	0	1.83-	600	66.00
11.	Jimmy Campbell	64.29	0	380337	VA	5	10	278	377	0	1.46-	600	62.83
12.	Cole Pearson	63.08	0	170138	NE	4	11	304	397	0	3.09	600	66.17
13.	Walter Ray Williams Jr	67.44	0	350369	FL	4	11	299	395	0	1.61-	600	65.83
14.	Jerry Dean	65.08	0	420271	MD	4	11	262	361	0	4.91-	600	60.17
15.	Justin Foster	63.42	0	390013	PA	2	13	203	313	0	11.25-	600	52.17
16.	Don Davis	64.43	0	10164	WA	1	14	234	313	0	12.26-	600	52.17



World Prelims Men A2 (Rank: W/L - Rgr% - H2H - OvrAvg)

Pos	Name	Entry %	Hcp	Card#	St	Won	Lost	Pts	Rgrs	HToH	OvrAvg	Sh	R%
1.	Randy Smith Jr	59.74	0	490066	CT	15	0	546	384	0	4.26	600	64.00
2.	Eric Soltis	55.80	0	300007	MI	12	3	484	354	0	3.20	600	59.00
3.	Gary Oppen	61.20	0	80009	ID	10	5	496	355	1	2.03-	600	59.17
4.	Rodney Crow	56.85	0	220071	TX	10	5	484	355	0	2.32	600	59.17
5.	Todd Liles	61.48	0	20220	OR	8.5	6.5	427	332	0	6.15-	600	55.33
6.	Josh Olson	62.64	0	230455	MN	8	7	433	334	0	6.97-	600	55.67
7.	Joseph Smith	58.96	0	240103	IA	8	7	397	327	0	4.46-	600	54.50
8.	Jason Weiler	57.92	0	190823	MO	8	7	381	322	0	4.25-	600	53.67
9.	Bobby Bartell	61.30	0	31339	CA	7.5	7.5	424	323	0	7.47-	600	53.83
10.	Dalton Rakestraw	56.18	0	290100	CA	7	8	394	319	0	3.01-	600	53.17
11.	Andre LECLERC	58.31	0	664706	PQ	7	8	416	317	0	5.48-	600	52.83
12.	Jeff Finke	61.19	0	220519	TX	6	9	388	301	0	11.02-	600	50.17
13.	John Young	59.23	0	470251	NH	6	9	323	278	0	12.90-	600	46.33
14.	Bobby Schwent	55.98	0	191302	MO	5	10	387	292	0	7.31-	600	48.67
15.	Rodney Zeiders	59.90	0	390092	PA	2	13	246	206	0	25.57-	600	34.33
16.	Foster Kenton Jr.	56.83	0	70199	NV	0	15	0	0	0	0.00	0	0.00



NHPA
National Horseshoe Pitchers Association
"Come Pitch with Us!"

Class Results



World Prelims Men B1 (Rank: W/L - Rgr% - H2H - OvrAvg)

Pos	Name	Entry %	Hcp	Card#	St	Won	Lost	Pts	Rgrs	HToH	OvrAvg	Sh	R%
1.	Dean Chaffee	51.64	0	280449	WI	11.5	3.5	479	290	0	3.31-	600	48.33
2.	Larry McAfee	51.01	0	190094	MO	11	4	498	284	0	3.68-	600	47.33
3.	Dave M Rioux Jr	52.11	0	490702	CT	11	4	483	281	0	5.28-	600	46.83
4.	Quincy Johnson	52.53	0	300284	MI	10.5	4.5	458	292	0	3.86-	600	48.67
5.	Joie Welker	48.48	0	191303	MO	10	5	442	276	0	2.48-	600	46.00
6.	Ken Heinritz	50.45	0	280630	WI	9.5	5.5	425	255	0	7.95-	600	42.50
7.	Steven Gibson	51.88	0	90070	UT	9	6	471	293	0	3.05-	600	48.83
8.	Lonny Trangsrud	52.06	0	280324	WI	8	7	420	270	0	7.06-	600	45.00
9.	James Carter	49.16	0	803671	MI	8	7	434	256	0	6.49-	600	42.67
10.	George Harageones	49.59	0	440559	NY	7	8	433	278	0	3.26-	600	46.33
11.	Mark Smith	50.21	0	231070	MN	7	8	401	267	0	5.71-	600	44.50
12.	Dave Lane	52.09	0	30748	CA	6.5	8.5	383	237	0	12.59-	600	39.50
13.	Rich Peterson	51.67	0	280616	WI	5	10	305	221	0	14.84-	600	36.83
14.	Darryl Miller	52.63	0	360503	OH	5	10	293	212	0	17.30-	600	35.33
15.	Dan Molineaux	54.84	0	500023	RI	0	15	0	0	0	0.00	0	0.00
16.	A J Hanes	48.37	0	400387	NC	0	15	0	0	0	0.00	0	0.00



World Prelims Men B2 (Rank: W/L - Rgr% - H2H - OvrAvg)

Pos	Name	Entry %	Hcp	Card#	St	Won	Lost	Pts	Rgrs	HToH	OvrAvg	Sh	R%
1.	Roy Brockman	44.40	0	210066	AR	13	3	518	287	0	0.44	640	44.84
2.	Larry Hanes	46.67	0	400385	NC	12	4	470	275	0	3.70-	640	42.97
3.	Nate Baker	45.87	0	490058	CT	11	4	474	278	0	0.46	600	46.33
4.	Randy Hankins	48.32	0	320122	KY	10.5	4.5	495	300	0	1.68	600	50.00
5.	Bunky Impson	44.33	0	200231	OK	9.5	5.5	461	256	0	1.66-	600	42.67
6.	John Hesser	45.39	0	360370	OH	9	6	468	277	0	0.78	600	46.17
7.	Glenn Burton	45.00	0	200270	OK	8.5	6.5	459	265	1	0.83-	600	44.17
8.	Boyd Howe	44.97	0	300227	MI	8.5	6.5	435	265	0	0.80-	600	44.17
9.	Brandyn Lebaron	47.17	0	470264	NH	7	8	334	239	0	7.34-	600	39.83
10.	David Holliday	46.43	0	390080	PA	7	8	376	236	0	7.10-	600	39.33
11.	Larry Steinmetz	43.15	0	360136	OH	7	8	404	217	0	6.98-	600	36.17
12.	Dave Buikema	43.16	0	801176	MI	6	9	363	204	0	9.16-	600	34.00
13.	Ray SCHERMERHORN	43.91	0	658933	ON	5	10	346	208	0	9.24-	600	34.67
14.	Wayne Zarze	43.44	0	310887	IN	3.5	11.5	320	189	0	11.94-	600	31.50
15.	Dave WRIGHT	43.45	0	659872	ON	2.5	12.5	278	167	0	15.62-	600	27.83
16.	Dennis Withrow	45.69	0	220364	TX	1	14	271	155	0	19.86-	600	25.83



World Prelims Men C1 (Rank: W/L - Rgr% - H2H - OvrAvg)

Pos	Name	Entry %	Hcp	Card#	St	Won	Lost	Pts	Rgrs	HToH	OvrAvg	Sh	R%
1.	Rusty Walker	42.97	0	200277	OK	14	1	498	259	0	0.20	600	43.17
2.	Joe Mueller	42.22	0	230411	MN	13	2	573	304	0	8.45	600	50.67
3.	Dow Buford	40.15	0	320090	KY	12	3	480	258	0	2.85	600	43.00
4.	Danny Freeman	41.92	0	290460	IL	9	6	476	250	0	0.25-	600	41.67
5.	Warren Westbrook	41.69	0	300143	MI	9	6	464	227	0	3.86-	600	37.83
6.	Mike Brunette	41.88	0	490062	CT	9	6	423	214	0	6.21-	600	35.67
7.	Russ Girtz	41.84	0	230907	MN	8	7	429	215	0	6.01-	600	35.83
8.	Russ Watkins	41.47	0	20124	OR	8	7	437	209	0	6.64-	600	34.83
9.	Leroy Mast	40.80	0	390054	PA	7	8	376	210	0	5.80-	600	35.00
10.	Serge Girouard	40.32	0	661524	PQ	7	8	338	186	0	9.32-	600	31.00
11.	Randy Taylor	40.59	0	40713	CA	7	8	312	161	0	13.76-	600	26.83
12.	Warren Gionet	40.24	0	803515	FL	6	9	362	193	0	8.07-	600	32.17
13.	Ron Highley	42.71	0	190444	MO	4	11	345	177	0	13.21-	600	29.50
14.	Jack Guyette	40.77	0	470226	NH	4	11	314	171	0	12.27-	600	28.50
15.	Levi M. Pierce	40.46	0	510020	NJ	3	12	216	115	0	21.29-	600	19.17
16.	Lambert Narlock II	40.83	0	801595	WI	0	15	0	0	0	0.00	0	0.00

Class Results



World Prelims Men C2 (Rank: W/L - Rgr% - H2H - OvrAvg)

Pos	Name	Entry %	Hcp	Card#	St	Won	Lost	Pts	Rgrs	HToH	OvrAvg	Sh	R%
1.	ALFRED CORTEZ	38.16	0	803601	OH	15	0	496	229	0	0.01	600	38.17
2.	Tom Stensland	39.36	0	240680	IA	12	3	481	239	0	0.47	600	39.83
3.	Jeff Wells	38.04	0	360573	OH	10	5	454	229	0	0.13	600	38.17
4.	Jeremy Howard	40.14	0	803622	IN	10	5	416	221	0	3.31-	600	36.83
5.	Ed Posey	39.85	0	220462	TX	9.5	5.5	444	231	0	1.35-	600	38.50
6.	Narone Parker	40.05	0	300355	MI	9	6	489	236	0	0.72-	600	39.33
7.	William Sash	40.01	0	801311	MI	9	6	398	202	0	6.34-	600	33.67
8.	Adam Rodriguez	39.17	0	130751	CO	8	7	451	236	0	0.16	600	39.33
9.	Kenny Parrish	37.68	0	800433	KY	8	7	423	212	0	2.35-	600	35.33
10.	Alvin Schultz	37.50	0	801053	WI	8	7	381	201	0	4.00-	600	33.50
11.	Rick Weller	37.06	0	280058	WI	6	9	340	157	0	10.89-	600	26.17
12.	Justin Schultz	38.00	0	801018	WI	5	10	374	191	0	6.17-	600	31.83
13.	Marty Zliczewski	39.07	0	490735	CT	5	10	321	179	0	9.24-	600	29.83
14.	Donald Mueller	38.90	0	300109	FL	3	12	336	149	0	14.07-	600	24.83
15.	Tony Presho	40.00	0	380179	VA	2.5	12.5	311	159	0	13.50-	600	26.50
16.	Wayne Lockhart	37.14	0	31365	HI	0	15	0	0	0	0.00	0	0.00



World Prelims Men D1 (Rank: W/L - Rgr% - H2H - OvrAvg)

Pos	Name	Entry %	Hcp	Card#	St	Won	Lost	Pts	Rgrs	HToH	OvrAvg	Sh	R%
1.	Dustin Duerr	35.66	0	280248	WI	11.5	3.5	410	214	0	0.01	600	35.67
2.	Sean Smith	36.93	0	220677	TX	11	4	447	218	0	0.60-	600	36.33
3.	Kevin Thomas	36.67	0	340094	GA	11	4	461	211	0	1.50-	600	35.17
4.	Phillip Contreras	35.10	0	140057	NM	10	5	459	212	0	0.23	600	35.33
5.	Jim Mcelveen	36.83	0	340031	GA	10	5	466	204	0	2.83-	600	34.00
6.	Wayne Friesmuth	36.59	0	300395	MI	9	6	398	177	0	7.09-	600	29.50
7.	Mark Burns	36.41	0	300303	MI	8.5	6.5	382	172	0	7.74-	600	28.67
8.	Lang Johnston	36.26	0	395562	PA	8	7	414	180	0	6.26-	600	30.00
9.	Dave Quaid	35.54	0	280014	WI	7	8	437	216	0	0.46	600	36.00
10.	Steve Campbell	35.47	0	300463	MI	7	8	397	184	0	4.80-	600	30.67
11.	Jeff Coile	35.48	0	340112	GA	6	9	396	204	0	1.48-	600	34.00
12.	Agustino Mansera	35.83	0	40595	CA	6	9	339	146	0	11.50-	600	24.33
13.	Mark Burns II	35.92	0	300322	MI	5	10	327	180	0	5.92-	600	30.00
14.	Larry Rhode	35.90	0	803262	MI	5	10	359	172	0	7.23-	600	28.67
15.	Doug Singer	36.18	0	360694	OH	4.5	10.5	327	124	0	15.51-	600	20.67
16.	Zachary Spanke	35.74	0	300033	MI	0.5	14.5	223	97	0	19.57-	600	16.17



World Prelims Men D2 (Rank: W/L - Rgr% - H2H - OvrAvg)

Pos	Name	Entry %	Hcp	Card#	St	Won	Lost	Pts	Rgrs	HToH	OvrAvg	Sh	R%
1.	Rick Lyle	34.69	0	300376	MI	13	0	536	236	0	10.69	520	45.38
2.	Mike Larner	34.51	0	803133	MI	11	2	438	198	1	3.57	520	38.08
3.	Frank Giorlando	33.39	0	300374	MI	11	2	448	198	0	4.69	520	38.08
4.	Stephen Steinmetz	34.27	0	804009	OH	9	4	465	199	0	4.00	520	38.27
5.	Marcus Waters	33.61	0	340082	GA	9	4	376	156	0	3.61-	520	30.00
6.	Chuck Duymich	34.94	0	380430	FL	8	5	392	186	0	0.83	520	35.77
7.	Ross LEMAY	34.03	0	650415	ON	7	6	409	184	0	1.35	520	35.38
8.	Frank Schocke	34.93	0	310063	IN	7	6	381	174	0	1.47-	520	33.46
9.	Nick Thompson	34.29	0	200278	OK	5	8	360	155	0	4.48-	520	29.81
10.	Danny Kyle	34.20	0	40350	CA	3	10	292	158	0	3.82-	520	30.38
11.	Johnny Buhrman	34.45	0	420404	MD	3	10	287	155	0	4.64-	520	29.81
12.	Nick Youtsey	34.02	0	470034	NH	2.5	10.5	228	117	0	11.52-	520	22.50
13.	Eric Thibault	34.47	0	661708	PQ	1.5	11.5	185	92	0	16.78-	520	17.69
14.	Michel HEBERT	33.69	0	661209	PQ	1	12	151	76	0	19.07-	520	14.62

Class Results



World Prelims Men E1 (Rank: W/L - Rgr% - H2H - OvrAvg)

Pos	Name	Entry %	Hcp	Card#	St	Won	Lost	Pts	Rgrs	HToH	OvrAvg	Sh	R%
1.	Stan Hayward	31.57	0	801689	MO	11.5	3.5	440	200	0	1.76	600	33.33
2.	Evan Pickett	32.71	0	80068	ID	11	4	456	200	0	0.62	600	33.33
3.	Neal Schulte	32.50	0	70053	NV	11	4	401	159	0	6.00-	600	26.50
4.	Ralph New	32.69	0	190526	MO	9.5	5.5	375	180	0	2.69-	600	30.00
5.	Les Karpel	32.56	0	280391	WI	9.5	5.5	413	169	0	4.39-	600	28.17
6.	Kevin Leitenberger	32.65	0	390136	PA	9	6	372	154	0	6.98-	600	25.67
7.	Dean Fleming	31.81	0	380248	VA	8.5	6.5	405	180	0	1.81-	600	30.00
8.	Joel Durecka	32.28	0	803252	MI	8.5	6.5	389	171	0	3.78-	600	28.50
9.	Delano Hamrick	32.93	0	380617	VA	8.5	6.5	368	164	0	5.60-	600	27.33
10.	Dylan Castle	31.48	0	803673	MI	8	7	373	163	0	4.31-	600	27.17
11.	Larry Budziszewski	32.30	0	300010	MI	7	8	361	153	0	6.80-	600	25.50
12.	Steve Mynhier	32.89	0	130870	IN	6.5	8.5	358	171	0	4.39-	600	28.50
13.	Lance Hamilton	31.45	0	651180	ON	6	9	351	153	0	5.95-	600	25.50
14.	Ken RUCKSTUHL	32.71	0	659744	ON	2	13	285	127	0	11.54-	600	21.17
15.	Ron Nelson	32.33	0	300404	MI	2	13	263	123	0	11.83-	600	20.50
16.	David Jadlocki	31.47	0	390041	PA	1.5	13.5	232	71	0	19.64-	600	11.83



World Prelims Men E2 (Rank: W/L - Rgr% - H2H - OvrAvg)

Pos	Name	Entry %	Hcp	Card#	St	Won	Lost	Pts	Rgrs	HToH	OvrAvg	Sh	R%
1.	Lance Taylor	29.98	0	801493	CA	12	4	430	201	0	1.43	640	31.41
2.	Alvin Agcopra	30.89	0	180522	KS	11	5	482	207	0	1.45	640	32.34
3.	Ronnie Miller	30.60	0	340191	GA	10.5	4.5	459	180	0	0.60-	600	30.00
4.	Dale Moore	30.68	0	803130	MI	10.5	4.5	451	172	0	2.01-	600	28.67
5.	Rob Herbertz	31.19	0	300406	MI	10	5	388	160	0	4.52-	600	26.67
6.	Don Goers	30.00	0	290384	IL	9.5	5.5	406	192	0	2.00	600	32.00
7.	Joe Hettrick	30.51	0	800827	MI	9	6	385	183	0	0.01-	600	30.50
8.	Robert Jackson	30.30	0	180050	KS	9	6	372	157	0	4.13-	600	26.17
9.	Michael Benzing Jr	29.88	0	280358	WI	7.5	7.5	363	182	0	0.45	600	30.33
10.	Tom Garstka	29.80	0	390400	PA	7	8	379	159	0	3.30-	600	26.50
11.	Jim Stromberg	30.33	0	170162	NE	7	8	405	158	0	4.00-	600	26.33
12.	Ty Krug	31.08	0	801400	KS	5	10	342	143	0	7.25-	600	23.83
13.	Rich Hare	29.97	0	300168	MI	5	10	290	121	0	9.80-	600	20.17
14.	Jake Mendham	31.23	0	300432	MI	5	10	287	106	0	13.56-	600	17.67
15.	Pat Spruce	29.92	0	440653	NY	3	12	262	102	0	12.92-	600	17.00



World Prelims Men F1 (Rank: W/L - Rgr% - H2H - OvrAvg)

Pos	Name	Entry %	Hcp	Card#	St	Won	Lost	Pts	Rgrs	HToH	OvrAvg	Sh	R%
1.	Melvin Jeardoe	29.04	0	180344	KS	14	1	571	206	0	5.29	600	34.33
2.	John Cousins	28.27	0	300430	MI	11	4	535	197	0	4.56	600	32.83
3.	Manuel Garcia	29.38	0	140127	NM	11	4	422	186	0	1.62	600	31.00
4.	Greg Leno	29.56	0	20008	OR	11	4	453	162	0	2.56-	600	27.00
5.	Greg Trusick	29.49	0	803248	MI	10	5	455	183	0	1.01	600	30.50
6.	Rich Brockway	29.34	0	280102	WI	9	6	443	158	0	3.01-	600	26.33
7.	Robert Flanagan	28.59	0	350023	FL	9	6	398	153	0	3.09-	600	25.50
8.	Daran Stephenson	28.31	0	803106	OH	8	7	390	169	0	0.14-	600	28.17
9.	Rich Grzembski	28.72	0	480515	MA	7	8	361	148	1	4.05-	600	24.67
10.	Bart Billings	28.12	0	802493	PA	7	8	324	148	0	3.45-	600	24.67
11.	Johnnie Smith	28.28	0	801014	MI	6	9	403	164	0	0.95-	600	27.33
12.	Jason Garrettson	29.44	0	130904	CO	6	9	360	160	0	2.77-	600	26.67
13.	Fred Borra	29.03	0	130616	CO	4	11	291	123	0	8.53-	600	20.50
14.	Christopher Hoye	29.64	0	801162	MI	3	12	269	103	0	12.47-	600	17.17
15.	Dan Mendham	28.53	0	300428	MI	2	13	248	105	0	11.03-	600	17.50
16.	Michael D. Waldon	28.70	0	300431	MI	2	13	253	98	0	12.37-	600	16.33

Class Results



World Prelims Men F2 (Rank: W/L - Rgr% - H2H - OvrAvg)

Pos	Name	Entry %	Hcp	Card#	St	Won	Lost	Pts	Rgrs	HToH	OvrAvg	Sh	R%
1.	Steven Miller	27.40	0	240620	IA	14	1	461	190	0	4.27	600	31.67
2.	Chuck Osborn	27.36	0	300377	MI	12	3	445	164	0	0.03-	600	27.33
3.	Chad Fleisher	27.84	0	300145	MI	11.5	3.5	378	166	0	0.17-	600	27.67
4.	Rick Wagner	27.30	0	395048	PA	9	6	395	151	0	2.13-	600	25.17
5.	Stan Bialek	27.58	0	231798	MN	9	6	353	142	0	3.91-	600	23.67
6.	Jason Castle	27.02	0	803672	MI	8.5	6.5	380	154	0	1.35-	600	25.67
7.	Barry Gentle	27.68	0	10105	WA	8.5	6.5	367	145	0	3.51-	600	24.17
8.	Steve Larson	27.69	0	130912	CO	8.5	6.5	340	133	0	5.52-	600	22.17
9.	Patrick Duncan	27.75	0	801258	CO	8	7	296	117	0	1.50	400	29.25
10.	Merle Glidewell	27.09	0	380624	VA	7.5	7.5	363	131	0	5.26-	600	21.83
11.	Eric LEPINE	27.83	0	661759	PQ	5.5	9.5	266	127	0	6.66-	600	21.17
12.	Jesse Gentry	27.62	0	320136	KY	5	10	288	121	0	7.45-	600	20.17
13.	Joshua Vigil	27.50	0	802015	CO	4.5	10.5	314	105	0	10.00-	600	17.50
14.	Clarence W. Lassiter Jr	27.94	0	400122	NC	4.5	10.5	308	100	0	11.27-	600	16.67
15.	Larry Fettes III	27.97	0	290664	IL	3	12	211	90	0	5.47-	400	22.50
16.	James Lazarus	27.19	0	290260	IL	0	15	0	0	0	0.00	0	0.00



World Prelims Men G1 (Rank: W/L - Rgr% - H2H - OvrAvg)

Pos	Name	Entry %	Hcp	Card#	St	Won	Lost	Pts	Rgrs	HToH	OvrAvg	Sh	R%
1.	Chet Ross	25.15	0	310700	IN	11.5	3.5	395	138	0	2.15-	600	23.00
2.	Michael Mc Laughlin	25.79	0	440837	NY	11	4	390	149	0	0.96-	600	24.83
3.	Bryan Strong	25.82	0	340281	CA	11	4	334	130	0	4.15-	600	21.67
4.	Butch O'Leary	26.47	0	360909	OH	10	5	431	165	0	1.03	600	27.50
5.	Brian Nixon	26.78	0	803034	IN	9	6	345	113	0	7.95-	600	18.83
6.	Dennis Gildner	26.86	0	440620	NY	8.5	6.5	361	124	0	6.19-	600	20.67
7.	Thomas Truck Daniels	26.56	0	200302	OK	8	7	394	137	0	3.73-	600	22.83
8.	Robert Wright	26.01	0	20282	OR	8	7	349	119	0	6.18-	600	19.83
9.	Roger Bockhop	25.97	0	221085	TX	7.5	7.5	364	135	0	3.47-	600	22.50
10.	Bryan Keck	25.92	0	90087	UT	7	8	335	120	0	5.92-	600	20.00
11.	Troy Durecka	25.60	0	803251	MI	6	9	377	163	0	1.57	600	27.17
12.	David Benedict	25.58	0	803703	MI	6	9	338	130	0	3.91-	600	21.67
13.	Rick Swan	26.37	0	290459	IL	5	10	298	96	0	10.37-	600	16.00
14.	Richard Tin Cup	25.67	0	801754	SD	4.5	10.5	298	135	0	3.17-	600	22.50
15.	Richard Roesch	25.64	0	360352	OH	4.5	10.5	302	92	0	10.31-	600	15.33
16.	James CANNELL	26.67	0	659894	ON	2.5	12.5	291	106	0	9.00-	600	17.67



World Prelims Men G2 (Rank: W/L - Rgr% - H2H - OvrAvg)

Pos	Name	Entry %	Hcp	Card#	St	Won	Lost	Pts	Rgrs	HToH	OvrAvg	Sh	R%
1.	Jan Warwick	24.32	0	240094	IA	12.5	2.5	498	180	0	5.68	600	30.00
2.	Marvin Mengel	24.20	0	280798	WI	12	3	404	156	0	1.80	600	26.00
3.	Darrell Harris	25.01	0	300289	MI	11	4	492	177	0	4.49	600	29.50
4.	Richard Nightingale	23.93	0	300032	MI	10	5	453	160	0	2.74	600	26.67
5.	Will Plankenhorn	24.64	0	300429	MI	10	5	391	120	0	4.64-	600	20.00
6.	James Toth	24.01	0	800443	MI	9	6	361	150	0	0.99	600	25.00
7.	Alan Pepper	24.53	0	330178	TN	9	6	388	131	0	2.70-	600	21.83
8.	Scott W Cline	25.02	0	130552	CO	8	7	388	134	0	2.69-	600	22.33
9.	Cody Cousins	24.56	0	300448	MI	7	8	370	129	0	3.06-	600	21.50
10.	Sean Saumier	25.03	0	300236	MI	7	8	316	101	0	8.20-	600	16.83
11.	Norm Fink	24.26	0	802022	PA	5.5	9.5	303	111	0	5.76-	600	18.50
12.	Bobby Mumford	25.04	0	801159	MI	5	10	334	131	0	3.21-	600	21.83
13.	Daren Chambers	24.86	0	221059	TX	5	10	316	113	0	6.03-	600	18.83
14.	Mike Karpinski	24.85	0	500136	RI	4	11	270	81	0	11.35-	600	13.50
15.	Gary Petersen	25.06	0	800235	CT	3	12	206	69	0	13.56-	600	11.50
16.	David Losen	23.98	0	230683	MN	2	13	241	73	0	11.81-	600	12.17

Class Results



World Prelims Men H1 (Rank: W/L - Rgr% - H2H - OvrAvg)

Pos	Name	Entry %	Hcp	Card#	St	Won	Lost	Pts	Rgrs	HToH	OvrAvg	Sh	R%
1.	Buzz Langston	23.49	0	221049	TX	13.5	1.5	377	135	0	0.99-	600	22.50
2.	Dominic Saxby	22.62	0	802031	WI	12	3	431	154	0	3.05	600	25.67
3.	Roger Keyes	22.42	0	800828	MI	11	4	416	122	0	2.09-	600	20.33
4.	Pete Rogers	22.81	0	320119	KY	10.5	4.5	380	133	0	0.64-	600	22.17
5.	Mark Morfin	23.70	0	801055	NV	9	6	347	131	0	1.87-	600	21.83
6.	Dave Eversole	23.82	0	803189	MI	9	6	378	124	0	3.15-	600	20.67
7.	Rich Bialek	23.73	0	231797	MN	7.5	7.5	417	150	0	1.27	600	25.00
8.	Terry Johnston	23.89	0	180407	KS	7	8	363	121	0	3.72-	600	20.17
9.	David Greer	23.13	0	220122	TX	6.5	8.5	302	78	0	10.13-	600	13.00
10.	Kevin Gladstone	22.93	0	803762	MI	6	9	332	107	1	5.10-	600	17.83
11.	Chad Smith	22.98	0	221055	TX	6	9	276	107	0	5.15-	600	17.83
12.	John DeMello Jr	22.89	0	801635	WA	6	9	289	95	0	7.06-	600	15.83
13.	Bobby Mumford III	23.23	0	803501	MI	6	9	282	94	0	7.56-	600	15.67
14.	Justin Meeks	23.44	0	200292	OK	5	10	312	124	0	2.77-	600	20.67
15.	Paul Wiese	23.42	0	280789	WI	5	10	248	76	0	10.75-	600	12.67



World Prelims Men H2 (Rank: W/L - Rgr% - H2H - OvrAvg)

Pos	Name	Entry %	Hcp	Card#	St	Won	Lost	Pts	Rgrs	HToH	OvrAvg	Sh	R%
1.	Gavin Kahrig	22.19	0	360798	OH	13	2	435	162	0	4.81	600	27.00
2.	Kevin L. Young	22.09	0	803596	MI	12	3	416	157	0	4.08	600	26.17
3.	Thomas Shannon Jr	21.85	0	200227	OK	11	4	351	104	0	4.52-	600	17.33
4.	Dave Smullen	21.62	0	40070	CA	10	5	431	158	0	4.71	600	26.33
5.	Tom Brueggeman	21.82	0	801286	CO	9.5	5.5	406	149	0	3.01	600	24.83
6.	Ron WALPOLE	21.49	0	659225	ON	8.5	6.5	378	157	0	4.68	600	26.17
7.	Anthony Holbrook	21.60	0	360146	OH	8.5	6.5	342	113	0	2.77-	600	18.83
8.	Steven Woolbright	22.12	0	802952	OK	8	7	318	127	0	0.95-	600	21.17
9.	Tim Metz	21.82	0	310913	IN	7.5	7.5	367	130	0	0.15-	600	21.67
10.	Dan Belden	21.60	0	230963	MN	7	8	370	138	0	1.40	600	23.00
11.	Troy Kahrig	22.02	0	360375	OH	6	9	347	132	0	0.02-	600	22.00
12.	Mitchel Powers Jr.	21.68	0	802904	MI	6	9	290	95	0	5.85-	600	15.83
13.	Noah Gabel	21.21	0	150450	ND	5	10	359	138	0	1.79	600	23.00
14.	Randy Sharp Jr.	21.43	0	390079	PA	3.5	11.5	268	99	0	4.93-	600	16.50
15.	Greg Lambert	21.55	0	803407	MI	3	12	273	90	0	6.55-	600	15.00
16.	Martin O'Brien	21.45	0	803264	MI	1.5	13.5	266	86	0	7.12-	600	14.33



World Prelims Men I1 (Rank: W/L - Rgr% - H2H - OvrAvg)

Pos	Name	Entry %	Hcp	Card#	St	Won	Lost	Pts	Rgrs	HToH	OvrAvg	Sh	R%
1.	Richard Telaak	21.18	0	440669	NY	14	1	467	153	0	4.32	600	25.50
2.	Josh Walters	20.27	0	395047	PA	13	2	451	153	0	5.23	600	25.50
3.	Ray Pierce Sr	20.46	0	230703	MN	11	4	396	125	0	0.37	600	20.83
4.	Chuck Glissman	21.11	0	310065	IN	9.5	5.5	395	81	0	7.61-	600	13.50
5.	John Hustings	21.19	0	230194	MN	9	6	356	113	0	2.36-	600	18.83
6.	Lyle Deiter	20.56	0	440126	NY	9	6	372	106	0	2.89-	600	17.67
7.	Buddy Lampkin	20.89	0	320263	KY	8	7	364	121	0	0.72-	600	20.17
8.	Jack Mings	20.63	0	220892	CO	8	7	347	105	0	3.13-	600	17.50
9.	Robert Ciaciura	20.14	0	231981	MN	7	8	297	84	0	6.14-	600	14.00
10.	Ryan Cobin	20.16	0	440200	NY	6	9	270	98	0	3.83-	600	16.33
11.	Mike Taylor	20.18	0	170108	NE	6	9	284	83	0	6.35-	600	13.83
12.	Chase Smith	21.13	0	221028	TX	5.5	9.5	311	100	0	4.46-	600	16.67
13.	Mario Stewart	20.25	0	300450	MI	5	10	283	91	0	5.08-	600	15.17
14.	Diego Vargas	20.15	0	31029	CA	5	10	275	84	0	6.15-	600	14.00
15.	Myrick EL	20.91	0	803155	MI	4	11	252	85	0	6.74-	600	14.17
16.	Ronald Van Pelt	20.33	0	350897	FL	0	15	125	31	0	15.16-	600	5.17

Class Results



World Prelims Men I2 (Rank: W/L - Rgr% - H2H - OvrAvg)

Pos	Name	Entry %	Hcp	Card#	St	Won	Lost	Pts	Rgrs	HToH	OvrAvg	Sh	R%
---	-----	----	---	-----	---	---	---	---	---	---	-----	---	---
1.	Larry Munhofen	19.67	0	170310	NE	14	1	461	148	0	5.00	600	24.67
2.	Jim Benjamin	19.55	0	803132	MI	11.5	3.5	407	119	0	0.28	600	19.83
3.	Tony Ritchey	20.05	0	220376	TX	10.5	4.5	352	114	0	1.05-	600	19.00
4.	David Genet	19.19	0	310158	IN	10	5	436	121	0	0.98	600	20.17
5.	Isaac Chavalia	20.00	0	300201	OH	9	6	363	115	0	0.83-	600	19.17
6.	Thomas Wedyke	18.63	0	803249	MI	9	6	357	91	0	3.46-	600	15.17
7.	Gregory M Beaver	18.84	0	803104	IL	8	7	323	89	0	4.01-	600	14.83
8.	Jeff Henkes	18.59	0	220425	TX	8	7	298	78	0	5.59-	600	13.00
9.	Tracy Schoenholtz	20.02	0	360698	OH	7	8	350	97	0	3.85-	600	16.17
10.	Carl Nyman	19.84	0	290481	IL	7	8	290	76	0	7.17-	600	12.67
11.	Louis Cataldi	18.60	0	510187	NJ	6	9	308	91	0	3.43-	600	15.17
12.	Kary Christiansen	19.63	0	300302	MI	6	9	316	75	0	7.13-	600	12.50
13.	Randy Werk	18.60	0	231334	MN	5	10	238	83	0	4.77-	600	13.83
14.	Jeremy Mentiply	19.18	0	460285	VT	5	10	227	70	0	7.51-	600	11.67
15.	Roger Barr	19.32	0	360133	OH	3	12	240	50	0	10.99-	600	8.33
16.	Mike Aubin	19.86	0	800492	CT	1	14	174	62	0	9.53-	600	10.33



World Prelims Men J1 (Rank: W/L - Rgr% - H2H - OvrAvg)

Pos	Name	Entry %	Hcp	Card#	St	Won	Lost	Pts	Rgrs	HToH	OvrAvg	Sh	R%
---	-----	----	---	-----	---	---	---	---	---	---	-----	---	---
1.	Jason Fri	16.96	0	803259	MI	13	2	453	116	0	2.37	600	19.33
2.	Mike Patch	18.23	0	801993	NH	11.5	3.5	394	106	0	0.56-	600	17.67
3.	Clayt Robinson	17.55	0	300422	MI	10.5	4.5	397	127	0	3.62	600	21.17
4.	Alan Andersen	16.26	0	803257	MI	10	5	339	94	0	0.59-	600	15.67
5.	Chris Nyenhuis	16.28	0	801715	MI	9.5	5.5	312	62	0	5.95-	600	10.33
6.	Richard Gay	16.61	0	803092	IN	9	6	313	115	0	2.56	600	19.17
7.	Chris Judson	15.58	0	800485	IL	8.5	6.5	379	102	0	1.42	600	17.00
8.	Frank Quillen	18.39	0	300161	MI	8	7	302	103	0	1.22-	600	17.17
9.	Martin Quillen	16.59	0	300069	MI	8	7	279	83	0	2.76-	600	13.83
10.	Steve Kilian	18.55	0	801034	WI	7	8	268	83	0	4.72-	600	13.83
11.	Blaine Scott	17.03	0	90035	UT	7	8	278	67	0	5.86-	600	11.17
12.	Paul Definis	16.33	0	390012	PA	6	9	300	94	0	0.66-	600	15.67
13.	Dan Reinke	18.12	0	360198	OH	6	9	253	69	0	6.62-	600	11.50
14.	Bruce Swenson	17.38	0	231093	MN	4	11	222	56	0	8.05-	600	9.33
15.	Jeremy Lapan	17.90	0	460298	VT	2	13	252	87	0	3.40-	600	14.50
16.	Rod Bashore	18.36	0	802691	MI	0	15	0	0	0	0.00	0	0.00



World Prelims Men J2 (Rank: W/L - Rgr% - H2H - OvrAvg)

Pos	Name	Entry %	Hcp	Card#	St	Won	Lost	Pts	Rgrs	HToH	OvrAvg	Sh	R%
---	-----	----	---	-----	---	---	---	---	---	---	-----	---	---
1.	Todd Polliard	14.69	0	801850	PA	13	3	451	153	0	9.22	640	23.91
2.	James Robinson	15.87	0	803147	MI	12	4	339	107	0	0.85	640	16.72
3.	Arlen Lee	15.19	0	160057	SD	11	4	330	81	0	1.69-	600	13.50
4.	Guy Fleming Jr	15.34	0	280854	WI	11	4	299	72	0	3.34-	600	12.00
5.	Tod Kahrig	14.26	0	360468	OH	10	5	338	84	0	0.26-	600	14.00
6.	William Schaner	14.41	0	300421	MI	9	6	309	99	0	2.09	600	16.50
7.	Brian Poole	15.51	0	80087	ID	9	6	298	72	0	3.51-	600	12.00
8.	Roger Brown Jr	15.56	0	310475	IN	8.5	6.5	267	58	0	5.89-	600	9.67
9.	Christopher Daley Sr	14.05	0	802732	CT	7.5	7.5	246	46	0	6.38-	600	7.67
10.	Joe Genster	14.86	0	130406	CO	7	8	289	92	0	0.47	600	15.33
11.	David Walters	14.46	0	802301	PA	7	8	247	89	0	0.37	600	14.83
12.	Dave Anderson	15.53	0	230811	MN	7	8	264	72	0	3.53-	600	12.00
13.	Larry Nysveen	15.08	0	410155	SC	4	11	146	31	0	9.91-	600	5.17
14.	Steve Bruemmer	14.38	0	190619	MO	3	12	156	53	0	1.13-	400	13.25
15.	Joseph Varney	14.04	0	803644	MI	0	15	0	0	0	0.00	0	0.00

Class Results



World Prelims Men K1 (Rank: W/L - Rgr% - H2H - OvrAvg)

Pos	Name	Entry %	Hcp	Card#	St	Won	Lost	Pts	Rgrs	HToH	OvrAvg	Sh	R%
1.	Randy Sims	10.94	0	310914	IN	13	2	432	94	0	4.73	600	15.67
2.	Gary Walters	13.95	0	395132	PA	11.5	3.5	389	78	0	0.95-	600	13.00
3.	Mike Jones	10.17	0	330185	TN	10	5	303	65	0	0.66	600	10.83
4.	Steve Paukert	12.73	0	240133	IA	10	5	294	53	0	3.90-	600	8.83
5.	Bob Black	11.62	0	480481	MA	9.5	5.5	297	103	0	5.55	600	17.17
6.	Travis Kahrig	11.14	0	802168	IA	9	6	320	91	0	4.03	600	15.17
7.	Joe Kristoff	12.61	0	300052	MI	8	7	370	104	0	4.72	600	17.33
8.	Shon Harris	11.05	0	340292	GA	8	7	283	73	0	1.12	600	12.17
9.	Edward Cobin	13.17	0	440194	NY	8	7	298	44	0	5.84-	600	7.33
10.	Alex Hankins	12.30	0	803826	OH	6.5	8.5	268	70	0	0.63-	600	11.67
11.	Shane Woolbright	10.83	0	802953	OK	6	9	274	67	0	0.34	600	11.17
12.	Bob Walters	12.91	0	395520	PA	6	9	254	65	0	2.08-	600	10.83
13.	Kevin Donahue	11.15	0	801388	CO	6	9	175	37	0	4.98-	600	6.17
14.	Mathew Ervin	10.46	0	803990	MI	5	10	250	64	0	0.21	600	10.67
15.	Mark Silverthorn	9.82	0	130752	CO	3.5	11.5	224	47	0	1.99-	600	7.83

World Prelims Men K2 (Rank: W/L - Rgr% - H2H - OvrAvg)

Pos	Name	Entry %	Hcp	Card#	St	Won	Lost	Pts	Rgrs	HToH	OvrAvg	Sh	R%
1.	Phil Griffin	5.57	0	803974	MI	12.5	2.5	407	102	0	11.43	600	17.00
2.	Alex Bernardi	9.29	0	801048	CT	11.5	3.5	297	45	0	1.79-	600	7.50
3.	Joshua Boerema	8.57	0	803409	MI	11	4	277	57	0	0.93	600	9.50
4.	Bob Riffin	7.19	0	801780	KS	10.5	4.5	301	58	0	2.48	600	9.67
5.	Marvin Paul	9.07	0	360116	OH	10.5	4.5	294	49	0	0.90-	600	8.17
6.	George D Cobin Jr	6.47	0	440511	NY	10.5	4.5	287	39	0	0.03	600	6.50
7.	Loren Howard	8.92	0	803408	MI	9	6	265	39	0	2.42-	600	6.50
8.	Wade Koonce	7.08	0	290887	IL	8.5	6.5	242	31	0	1.91-	600	5.17
9.	Tim Neely	5.70	0	360176	OH	8	7	185	23	0	1.87-	600	3.83
10.	William Kinkead Jr	2.50	0	803734	OH	7	8	232	23	0	1.33	600	3.83
11.	Jim Dlubak	5.22	0	800756	PA	6	9	207	34	0	0.45	600	5.67
12.	Brandon Tremlett	7.02	0	801915	MI	5	10	179	17	0	4.19-	600	2.83
13.	Kimball Jordan	7.66	0	490498	CT	4	11	111	18	0	4.66-	600	3.00
14.	Judson Mullin	4.73	0	803410	MI	4	11	157	16	0	2.06-	600	2.67
15.	Tim Kresse	2.65	0	803805	OH	2	13	114	20	0	0.68	600	3.33



Class Results



World Prelims Women A (Rank: W/L - Rgr% - H2H - OvrAvg)

Pos	Name	Entry %	Hcp	Card#	St	Won	Lost	Pts	Rgrs	HToH	OvrAvg	Sh	R%
1.	Skyla Rioux	78.80	0	490476	CT	13.5	1.5	405	468	0	0.80-	600	78.00
2.	Joan Elmore	75.87	0	330173	TN	11.5	3.5	414	445	0	1.70-	600	74.17
3.	Sarah Chaffee	86.20	0	280216	WI	11	4	403	486	0	5.20-	600	81.00
4.	Sylvianne Moisan	78.16	0	664710	PQ	10	5	391	450	0	3.16-	600	75.00
5.	Marlene Ray	80.78	0	330031	TN	9.5	5.5	359	452	0	5.45-	600	75.33
6.	Amy Francis	70.62	0	360294	OH	8.5	6.5	373	426	0	0.38	600	71.00
7.	Penny Steinke	76.53	0	280078	WI	8	7	391	441	0	3.03-	600	73.50
8.	Pam Meyer	74.27	0	800439	MO	7	8	340	415	0	5.10-	600	69.17
9.	Kelly Glidewell	63.77	0	380221	VA	7	8	311	397	0	2.40	600	66.17
10.	Karen Graham	66.84	0	440520	NY	7	8	338	388	0	2.17-	600	64.67
11.	Lyne Pineault	68.78	0	660551	PQ	7	8	343	381	0	5.28-	600	63.50
12.	Aleena Lepak	70.66	0	280268	WI	5	10	298	409	0	2.49-	600	68.17
13.	Sue Laughlin	64.82	0	440316	NY	5	10	285	369	0	3.32-	600	61.50
14.	Denise Daly	69.34	0	300441	MI	4	11	297	398	0	3.01-	600	66.33
15.	Jennifer Gegg	65.08	0	190875	MO	4	11	266	385	0	0.91-	600	64.17
16.	April Campbell	66.32	0	380338	VA	2	13	217	283	0	19.15-	600	47.17



World Prelims Women B (Rank: W/L - Rgr% - H2H - OvrAvg)

Pos	Name	Entry %	Hcp	Card#	St	Won	Lost	Pts	Rgrs	HToH	OvrAvg	Sh	R%
1.	Jane CORDINGLEY	59.79	0	621064	AB	13	3	538	399	0	2.55	640	62.34
2.	Helen Hawkinson	52.25	0	231629	MN	12	4	572	381	0	7.28	640	59.53
3.	Cindy Clausen	60.02	0	10337	WA	11	4	447	348	0	2.02-	600	58.00
4.	Lori Finke	53.71	0	220422	TX	11	4	455	322	0	0.04-	600	53.67
5.	Mary MATTHEWS	52.00	0	659728	ON	11	4	451	290	0	3.67-	600	48.33
6.	Carmen Taylor	51.33	0	395030	PA	9	6	376	285	0	3.83-	600	47.50
7.	Lisa Smith	60.00	0	300318	MI	8	7	420	325	0	5.83-	600	54.17
8.	Mona Lane	50.89	0	280042	WI	7	8	425	293	0	2.06-	600	48.83
9.	Ellen Perry	56.50	0	440076	NY	7	8	391	281	0	9.67-	600	46.83
10.	Cathy Parcel	48.62	0	360464	OH	6.5	8.5	438	299	0	1.21	600	49.83
11.	Helga Hewlett	59.24	0	300443	MI	6	9	374	287	0	11.41-	600	47.83
12.	Brandy Morehead	57.08	0	800379	MI	5	10	405	304	0	6.41-	600	50.67
13.	Donna Berquam	52.83	0	280364	WI	5	10	398	293	0	4.00-	600	48.83
14.	Kelly Hart	49.33	0	390309	PA	5	10	434	283	0	2.16-	600	47.17
15.	Patti Oakes	48.45	0	230156	MN	2.5	12.5	236	210	0	13.45-	600	35.00
16.	Jill Peterson	48.75	0	280880	WI	2	13	231	210	0	13.75-	600	35.00



World Prelims Women C (Rank: W/L - Rgr% - H2H - OvrAvg)

Pos	Name	Entry %	Hcp	Card#	St	Won	Lost	Pts	Rgrs	HToH	OvrAvg	Sh	R%
1.	Cindy Castellano	47.09	0	280466	WI	15	1	491	270	0	4.90-	640	42.19
2.	Amy Wheeler	48.13	0	130098	CO	14	2	630	337	0	4.53	640	52.66
3.	Tracy ROSE	48.07	0	659564	ON	10	5	459	293	0	0.76	600	48.83
4.	Tami WALPOLE	44.07	0	657380	ON	10	5	467	262	0	0.40-	600	43.67
5.	Susan Way	45.58	0	440222	NY	9.5	5.5	430	248	0	4.25-	600	41.33
6.	Tracy SNELL	45.86	0	656925	ON	9.5	5.5	413	246	0	4.86-	600	41.00
7.	Margaret Potter	44.22	0	360494	OH	8.5	6.5	432	248	0	2.89-	600	41.33
8.	Kristy Klejch	43.13	0	240344	IA	8.5	6.5	404	212	0	7.80-	600	35.33
9.	Cynthia Finch	41.68	0	420226	MD	8	7	369	238	0	2.01-	600	39.67
10.	Mackayla Paulus	43.58	0	390284	PA	7.5	7.5	464	269	0	1.25	600	44.83
11.	Charlene Brown	41.77	0	310026	IN	6	9	376	229	0	3.60-	600	38.17
12.	Dawn Clark	41.90	0	390150	PA	5	10	371	251	0	0.07-	600	41.83
13.	Marcela Santoyo	42.28	0	350504	FL	5	10	351	220	0	5.61-	600	36.67
14.	Rosalinda Strong	41.85	0	340282	CA	2.5	12.5	232	172	0	13.18-	600	28.67
15.	Korbie Tomlinson	41.03	0	90053	UT	2	13	236	173	0	12.20-	600	28.83

Class Results



World Prelims Women D (Rank: W/L - Rgr% - H2H - OvrAvg)

Pos	Name	Entry %	St	Won	Lost	Pts	Rgrs	Sh	R%
1.	Michelle Foard	36.16	MN	12	2	455	234	560	41.79
2.	Carmen Hamilton	36.88	ON	11	3	442	227	560	40.54
3.	Kalena Quaid	39.26	WI	10	3	377	225	520	43.27
4.	Ally Jordan	39.22	CT	9	4	383	197	520	37.88
5.	Dawn Karpinski	36.77	RI	7.5	5.5	364	175	520	33.65
6.	Karen Kanner	39.70	OH	7.5	5.5	346	159	520	30.58
7.	Tracy Zegarzewski	39.02	TN	7	6	373	202	520	38.85
8.	JoAnn Stanford	35.45	TN	7	6	337	185	520	35.58
9.	Gail Maher	38.00	IA	6	7	338	188	520	36.15
10.	Laura Johnson	40.95	MO	5	8	361	185	520	35.58
11.	Michele Burns	38.43	MI	4.5	8.5	299	173	520	33.27
12.	Ellie Miller	38.14	UT	2.5	10.5	304	169	520	32.50
13.	Maria McIntyre	35.60	GA	2	11	236	153	520	29.42
14.	Destinnie Howard	35.27	KY	1	12	191	100	520	19.23



World Prelims Women E (Rank: W/L - Rgr% - H2H - OvrAvg)

Pos	Name	Entry %	St	Won	Lost	Pts	Rgrs	Sh	R%
1.	Tracy Davisson	33.26	OH	12	3	498	240	600	40.00
2.	Tonya Kaulum	32.46	WI	11	4	455	241	600	40.17
3.	Debi Luther	34.53	WA	11	4	456	238	600	39.67
4.	Victoria Highley	32.93	MO	10	5	462	229	600	38.17
5.	Sherrill Baptist	32.22	CO	10	5	459	214	600	35.67
6.	Lia SNELL	33.86	ON	9	6	498	222	600	37.00
7.	Donna Becher	33.07	MO	8	7	439	211	600	35.17
8.	Becky Sullivan	34.80	FL	8	7	371	200	600	33.33
9.	Ricci Christen	34.88	TX	8	7	362	183	600	30.50
10.	Trudy Oye	31.25	WA	7.5	7.5	364	174	600	29.00
11.	J B Brown	32.50	OH	7	8	416	197	600	32.83
12.	Teresa Oates	31.22	VA	5.5	9.5	303	160	600	26.67
13.	Karen Connelly	31.40	PA	5	10	290	151	600	25.17
14.	Burley Taylor	31.62	CO	3	12	341	175	600	29.17
15.	Penny Hayward	31.45	MO	3	12	287	119	600	19.83
16.	Amy Mauk	31.15	OK	2	13	155	79	400	19.75



World Prelims Women F (Rank: W/L - Rgr% - H2H - OvrAvg)

Pos	Name	Entry %	St	Won	Lost	Pts	Rgrs	Sh	R%
1.	Cathy CANNELL	29.35	ON	11	2	395	176	520	33.85
2.	Wei Xiao	29.99	BC	10	3	426	195	520	37.50
3.	Lee Ann Berardi	30.33	CT	9	4	395	189	520	36.35
4.	Emily Lazaris	29.70	WI	9	4	389	189	520	36.35
5.	Lisa Isabelle Bowen	27.58	NH	8	5	328	147	520	28.27
6.	Heidie Culbertson	26.64	MT	8	5	326	143	520	27.50
7.	Adrianna Thornquist	28.88	IL	7	6	337	152	520	29.23
8.	Carolyn Brigner	28.81	MN	7	6	334	138	520	26.54
9.	Jennifer Hess	29.69	MI	6	7	328	135	520	25.96
10.	Barbara Meadows	26.36	MI	4	9	305	142	520	27.31
11.	Teri Oppen	30.35	ID	4	9	281	128	520	24.62
12.	Nancy Murleau	27.25	WI	3.5	9.5	305	145	520	27.88
13.	Aprile Friesmuth	27.50	MI	2.5	10.5	263	108	520	20.77
14.	Bev Hittle	29.53	OH	2	11	254	99	520	19.04

Class Results



World Prelims Women G (Rank: W/L - Rgr% - H2H - OvrAvg)

Pos	Name	Entry %	St	Won	Lost	Pts	Rgrs	Sh	R%
1.	Luisita Strong	23.82	CA	12	1	403	149	520	28.65
2.	Kristin Plasters	23.91	IL	9	4	373	122	520	23.46
3.	Dobie Gutweiler	25.43	WI	8	5	316	111	520	21.35
4.	Lisa Dicharry	24.21	CA	8	5	321	106	520	20.38
5.	Kelli Pierce	22.83	MN	7	6	363	123	520	23.65
6.	Robyn Holien	22.51	MN	7	6	289	115	520	22.12
7.	Jacqueline Quillen	22.25	MI	7	6	327	111	520	21.35
8.	Jacqueline Gleissner	23.87	KY	7	6	308	103	520	19.81
9.	Joan Johnson	24.08	KS	7	6	321	103	520	19.81
10.	Stephanie Kahrig	22.50	OH	6	7	355	121	520	23.27
11.	Debra Jadlocki	25.06	PA	6	7	327	114	520	21.92
12.	Mallory Youtsey	21.04	NH	3	10	224	79	520	15.19
13.	Cathy Boyer	22.76	MO	2	11	238	65	520	12.50
14.	Kathy Petersen	24.85	CT	2	11	204	62	520	11.92



World Prelims Women H (Rank: W/L - Rgr% - H2H - OvrAvg)

Pos	Name	Entry %	St	Won	Lost	Pts	Rgrs	Sh	R%
1.	Debbie Huth	19.87	IN	12	1	393	135	520	25.96
2.	Melanie Poole	21.01	ID	11.5	1.5	366	107	520	20.58
3.	Chelsea Varney	20.82	MI	9.5	3.5	351	122	520	23.46
4.	Mary HOLLEY	20.74	AB	9	4	327	78	520	15.00
5.	Sandy Anderson	18.15	WI	8.5	4.5	347	89	520	17.12
6.	Tina Payne	17.07	MI	7	6	261	74	520	14.23
7.	Becky Norris	17.03	IN	6	7	297	90	520	17.31
8.	Mary Miller	18.82	KS	6	7	254	82	520	15.77
9.	Kelsey Otto	16.95	MI	5.5	7.5	295	93	520	17.88
10.	Gail Ropp	18.47	IL	4	9	212	75	520	14.42
11.	Sue Pierce	18.85	MN	4	9	232	62	520	11.92
12.	Ashley Keck	16.62	UT	3.5	9.5	241	89	520	17.12
13.	Jean Bullington	15.93	GA	3	10	213	39	520	7.50
14.	Judy B. Phillips	15.58	NC	1.5	11.5	197	47	520	9.04



World Prelims Women I (Rank: W/L - Rgr% - H2H - OvrAvg)

Pos	Name	Entry %	St	Won	Lost	Pts	Rgrs	Sh	R%
1.	Laura Spruce	5.83	NY	13	0	398	88	520	16.92
2.	Glennda Burgess	5.83	MI	11	2	360	75	520	14.42
3.	Donata Kitchens	13.92	MN	10	3	311	63	520	12.12
4.	Evah Cole	13.39	MI	9	4	227	50	520	9.62
5.	Stephanie Smith	14.67	TX	8	5	293	61	520	11.73
6.	Joy Brabec	5.06	MN	8	5	215	33	520	6.35
7.	Elizabeth Brown	13.77	CO	6	7	205	64	520	12.31
8.	Carmen Wedyke	6.23	MI	6	7	232	38	520	7.31
9.	Lisa Stromberg	11.79	NE	5.5	7.5	214	39	520	7.50
10.	Rosemarie Nowacki	11.06	MI	5	8	217	59	520	11.35
11.	Julie A Metz	4.25	IN	4.5	8.5	192	30	520	5.77
12.	Adrienne Koonce	14.69	IL	2	11	143	31	520	5.96
13.	K D O'Neal	6.69	TX	2	11	147	21	520	4.04
14.	Shernetta Edwards	8.38	NC	1	12	140	37	520	7.12

Class Results



World Prelims Sr Men A (Rank: W/L - Rgr% - H2H - OvrAvg)

Pos	Name	Entry %	Hcp	Card#	St	Won	Lost	Pts	Rgrs	HToH	OvrAvg	Sh	R%
1.	James Dunlap	66.15	0	300282	MI	15	0	564	380	0	2.82-	600	63.33
2.	Jacob Fimbres	61.17	0	100171	AZ	13	2	541	378	0	1.83	600	63.00
3.	Ken Fraser	64.00	0	440124	NY	11	4	548	382	0	0.33-	600	63.67
4.	Raymond Bedard	66.27	0	480259	MA	10.5	4.5	508	368	0	4.94-	600	61.33
5.	Gary Roberts	60.92	0	360032	OH	9.5	5.5	454	332	0	5.59-	600	55.33
6.	Stan Griggs	67.34	0	190007	MO	9	6	464	322	0	13.67-	600	53.67
7.	Mark Seibold	57.39	0	350205	FL	7	8	359	288	0	9.39-	600	48.00
8.	Vern Kollasch	44.86	0	240096	IA	7	8	371	266	0	0.53-	600	44.33
9.	Rick Howe	55.65	0	480132	MA	6.5	8.5	334	306	0	4.65-	600	51.00
10.	Eugene Brown	43.24	0	320011	KY	6	9	350	269	0	1.59	600	44.83
11.	Ken Jones	53.72	0	140030	NM	6	9	336	261	0	10.22-	600	43.50
12.	Bill Navratil	51.66	0	490423	CT	4.5	10.5	309	265	0	7.49-	600	44.17
13.	Bob Cadwallader	50.41	0	210176	AR	4	11	346	266	0	6.08-	600	44.33
14.	Keith Schafer	45.38	0	300367	MI	4	11	270	223	0	8.21-	600	37.17
15.	David Mallory	52.18	0	200169	OK	3.5	11.5	357	283	0	5.01-	600	47.17
16.	Greg Burke	48.13	0	801212	MI	3.5	11.5	311	243	0	7.63-	600	40.50



World Prelims Sr Men B (Rank: W/L - Rgr% - H2H - OvrAvg)

Pos	Name	Entry %	Hcp	Card#	St	Won	Lost	Pts	Rgrs	HToH	OvrAvg	Sh	R%
1.	Dwight Gibson	35.44	0	800421	KY	9.5	3.5	398	175	0	1.79-	520	33.65
2.	Jim Wike	41.55	0	160104	SD	9	4	434	219	0	0.57	520	42.12
3.	Paul Highlander	37.36	0	400029	NC	9	4	377	205	0	2.06	520	39.42
4.	John Banks	39.44	0	300178	MI	9	4	385	183	0	4.25-	520	35.19
5.	William Crouse	39.52	0	400118	NC	8.5	4.5	371	194	0	2.21-	520	37.31
6.	James Kinney Jr	40.70	0	190632	MO	8	5	353	193	0	3.58-	520	37.12
7.	Jim Postell	40.39	0	20044	OR	8	5	350	186	0	4.62-	520	35.77
8.	Harold JAMIESON	40.78	0	650478	ON	6	7	359	194	0	3.47-	520	37.31
9.	Omer Howard	37.21	0	320143	KY	6	7	338	171	0	4.33-	520	32.88
10.	Andrew Matthews	37.29	0	300213	MI	6	7	320	165	0	5.56-	520	31.73
11.	Sam Moore	39.80	0	801163	MI	5	8	339	182	0	4.80-	520	35.00
12.	Mike Grandpre	35.00	0	180446	KS	5	8	273	146	0	6.92-	520	28.08
13.	Jeff Williams	34.53	0	30722	CA	2	11	165	84	0	18.38-	520	16.15
14.	Gary Schierbaum	35.06	0	260171	AL	0	13	0	0	0	0.00	0	0.00



World Prelims Sr Men C (Rank: W/L - Rgr% - H2H - OvrAvg)


Pos	Name	Entry %	Hcp	Card#	St	Won	Lost	Pts	Rgrs	HToH	OvrAvg	Sh	R%
1.	Kevin Bastian	34.17	0	300468	MI	12	1	501	215	0	7.18	520	41.35
2.	Dwain Arceneaux	33.61	0	270065	LA	11	2	453	198	0	4.47	520	38.08
3.	Frank Farley	33.17	0	100118	AZ	9	4	408	173	0	0.10	520	33.27
4.	Marty Sprague	33.91	0	240212	IA	9	4	308	159	0	3.33-	520	30.58
5.	Gary Boots	32.32	0	231391	MN	9	4	329	143	0	4.82-	520	27.50
6.	Gary CUREATZ	34.22	0	656914	ON	8	5	342	165	0	2.49-	520	31.73
7.	Gary Kollmann	34.29	0	80086	ID	7	6	347	152	0	5.06-	520	29.23
8.	Ed Brown	27.86	0	395083	PA	6	7	340	152	0	1.37	520	29.23
9.	Roy West	34.52	0	40041	CA	5.5	7.5	291	132	0	9.14-	520	25.38
10.	Clay Strange	25.28	0	803343	MI	5	8	276	105	0	5.09-	520	20.19
11.	Mark Dulle	30.13	0	290212	IL	4	9	271	109	0	9.17-	520	20.96
12.	Russell Durham	26.67	0	40610	AZ	2.5	10.5	211	77	0	11.86-	520	14.81
13.	Normand LEVASSEUR	31.70	0	661628	PQ	2	11	200	90	0	14.39-	520	17.31
14.	Rick Morrow	27.73	0	803706	MI	1	12	103	47	0	4.23-	200	23.50

Class Results



World Prelims Sr Men D (Rank: W/L - Rgr% - H2H - OvrAvg)

Pos	Name	Entry %	Hcp	Card#	St	Won	Lost	Pts	Rgrs	HToH	OvrAvg	Sh	R%
1.	Craig Gramling	18.12	0	310112	IN	10	2	329	100	0	2.71	480	20.83
2.	John Watson	18.45	0	802110	PA	9	3	314	89	0	0.09	480	18.54
3.	Steve LAKI	24.62	0	657144	ON	7.5	3.5	328	91	0	3.94-	440	20.68
4.	Ken Corrigan	24.79	0	480094	MA	7.5	3.5	280	81	0	6.38-	440	18.41
5.	Robert Gillett Sr	24.80	0	30453	CA	7	4	292	70	0	8.89-	440	15.91
6.	Laurence Smith	14.75	0	130177	CO	7	4	257	59	0	1.34-	440	13.41
7.	Dwight Silvers	22.17	0	310149	IN	6	5	242	64	0	7.62-	440	14.55
8.	Robert Kudla	12.96	0	803250	MI	4	7	188	56	0	0.23-	440	12.73
9.	Dan Cahill	13.75	0	160130	SD	4	7	190	46	0	3.30-	440	10.45
10.	Leigh Hoffman	9.35	0	395115	PA	3	8	162	31	0	2.30-	440	7.05
11.	Scott Raimer	13.12	0	190860	MO	1	10	94	19	0	8.80-	440	4.32
12.	Bill Hurley	18.30	0	310438	IN	1	10	80	16	0	14.66-	440	3.64



Class Results



Sr Women A Monday, Jul 24 2023 2:00 PM (Rank: W/L - Rgr% - H2H - OvrAvg)

Pos	Name	Entry %	Hcp	Card#	St	Won	Lost	Pts	Rgrs	H2H	Ovr%	Sh	R%
1.	Maxine Griffith	79.32	0	330030	TN	13	0	604	374	0	7.40-	520	71.92
2.	Tamara Burke	65.78	0	370015	WV	12	1	512	340	0	0.40-	520	65.38
3.	Sheila Shepard	62.81	0	130157	CO	10	3	447	305	0	4.16-	520	58.65
4.	Janet Larson	53.33	0	230756	MN	8.5	4.5	399	278	0	0.13	520	53.46
5.	Pat Stumpf	65.71	0	160062	MN	8	5	412	333	0	1.67-	520	64.04
6.	San Juanita Murray	58.52	0	220854	TX	6.5	6.5	370	293	0	2.17-	520	56.35
7.	Donna Shoemaker	55.32	0	361034	OH	6.5	6.5	364	276	0	2.24-	520	53.08
8.	Barb Adams	59.55	0	130224	CO	6.5	6.5	344	241	0	13.20-	520	46.35
9.	Pam Yates	45.25	0	803754	MI	6	7	279	251	0	3.02	520	48.27
10.	Shelly Martinez	47.68	0	480256	MA	5	8	296	194	0	10.37-	520	37.31
11.	Laurie Lampkin	54.04	0	320048	KY	4.5	8.5	289	221	0	11.54-	520	42.50
12.	Susie Erickson	51.36	0	280527	WI	2	11	232	195	0	13.86-	520	37.50
13.	Toni Sloper	45.88	0	280480	WI	2	11	243	184	0	10.50-	520	35.38
14.	Mary Fimbres	48.15	0	100013	AZ	0.5	12.5	204	189	0	11.80-	520	36.35



Sr Women B Monday, Jul 24 2023 2:00 PM (Rank: W/L - Rgr% - H2H - OvrAvg)

Pos	Name	Entry %	Hcp	Card#	St	Won	Lost	Pts	Rgrs	H2H	Ovr%	Sh	R%
1.	Jan Knaub	42.92	0	130440	CO	11	2	454	231	0	1.50	520	44.42
2.	Patricia Pertuit	43.09	0	270011	LA	10	3	436	207	0	3.28-	520	39.81
3.	Catherine Ziemann	31.03	0	230746	MN	10	3	358	198	0	7.05	520	38.08
4.	Kathy Bockhop	33.74	0	221079	TX	9	4	326	170	0	1.05-	520	32.69
5.	Julia K Charlton	37.46	0	310066	IN	8.5	4.5	390	187	0	1.50-	520	35.96
6.	Patti Lopez-Cepero	38.00	0	100279	AZ	8	5	343	150	0	9.15-	520	28.85
7.	Debby Michaud	43.07	0	480001	MA	7	6	342	165	0	11.34-	520	31.73
8.	Colleen Szabo	30.99	0	230643	MN	7	6	356	161	0	0.03-	520	30.96
9.	Tina Hawkins	42.97	0	200101	OK	6	7	292	153	0	13.55-	520	29.42
10.	June LAZENBY	38.10	0	616563	BC	5.5	7.5	264	146	0	10.02-	520	28.08
11.	Lynn Trudeau	30.56	0	130174	CO	5	8	243	144	0	2.87-	520	27.69
12.	Sharon Chiddister	42.22	0	310397	IN	3	10	215	77	0	27.41-	520	14.81
13.	Barbara Carson	35.74	0	100147	OH	0	13	0	0	0	0.00	0	0.00



Sr Women C Monday, Jul 24 2023 2:00 PM (Rank: W/L - Rgr% - H2H - OvrAvg)

Pos	Name	Entry %	Hcp	Card#	St	Won	Lost	Pts	Rgrs	H2H	OvrAvg	Sh	R%
1.	Thebea Thomas	23.39	0	160029	SD	14	2	494	191	0	6.45	640	29.84
2.	Cathy Ardelean	30.34	0	300310	MI	13	3	475	157	0	5.81-	640	24.53
3.	Kathleen Davidovich	27.80	0	350929	FL	12	3	394	137	0	4.97-	600	22.83
4.	Peg Ball	24.90	0	350931	FL	11	4	490	170	0	3.43	600	28.33
5.	Sue Eaton	23.73	0	395035	PA	10	5	435	135	0	1.23-	600	22.50
6.	Audra Craven	30.42	0	190156	MO	9	6	405	137	0	7.59-	600	22.83
7.	Crystal Devine	25.10	0	803288	MI	9	6	343	100	0	8.43-	600	16.67
8.	Shirley Smith	21.19	0	130555	CO	8.5	6.5	338	112	0	2.52-	600	18.67
9.	Janet Mcfarland	28.90	0	350103	NC	7	8	322	137	0	6.07-	600	22.83
10.	Roxanne Navratil	16.44	0	490495	CT	7	8	293	93	0	0.94-	600	15.50
11.	Linda Kilburg	24.06	0	100278	AZ	6	9	290	102	0	7.06-	600	17.00
12.	Debbie Scully	13.85	0	490553	CT	6	9	268	89	0	0.98	600	14.83
13.	Bonita Robins	19.58	0	180284	KS	5	10	243	80	0	6.25-	600	13.33
14.	Francine DORAIS	16.84	0	661722	PQ	2.5	12.5	207	81	0	3.34-	600	13.50
15.	Carol Sanford	12.62	0	360926	OH	1	14	151	36	0	6.62-	600	6.00

Class Results



World Prelims Elder A1 (Rank: W/L - Rgr% - H2H - OvrAvg)

Pos	Name	Entry %	Hcp	Card#	St	Won	Lost	Pts	Rgrs	HToH	OvrAvg	Sh	R%
1.	Bob Gray	80.13	0	350350	FL	13	2	455	452	0	4.80-	600	75.33
2.	Junior Peters	68.69	0	370298	WV	12	3	466	462	0	8.31	600	77.00
3.	Jacques Houle	76.61	0	660765	PQ	11	4	457	450	0	1.61-	600	75.00
4.	David Holmes	82.61	0	370121	WV	11	4	465	446	0	8.28-	600	74.33
5.	Zane Goggin	73.02	0	340080	GA	10.5	4.5	399	428	0	1.69-	600	71.33
6.	Benj Rains	69.83	0	95094	UT	8.5	6.5	354	398	0	3.50-	600	66.33
7.	Ronald Legrand	73.95	0	190103	MO	7.5	7.5	353	422	0	3.62-	600	70.33
8.	Dale Moles	69.58	0	310517	IN	7.5	7.5	334	411	0	1.08-	600	68.50
9.	Don Epps	69.57	0	361017	OH	7	8	393	406	0	1.90-	600	67.67
10.	Rich Knerem Sr.	69.45	0	360106	OH	7	8	418	393	0	3.95-	600	65.50
11.	Bert Logsdon	69.25	0	240222	IA	6.5	8.5	327	369	0	7.75-	600	61.50
12.	James Cooper	71.00	0	330199	TN	6	9	372	395	0	5.17-	600	65.83
13.	Jim Bilderback	72.46	0	280236	WI	5	10	310	373	0	10.29-	600	62.17
14.	J.D. Drake	69.53	0	300330	MI	4	11	309	365	0	8.70-	600	60.83
15.	Tom Routh	75.94	0	220870	TX	3.5	11.5	264	349	0	17.77-	600	58.17
16.	Jerry Wingfield	68.79	0	340062	GA	0	15	0	0	0	0.00	0	0.00



World Prelims Elder A2 (Rank: W/L - Rgr% - H2H - OvrAvg)

Pos	Name	Entry %	Hcp	Card#	St	Won	Lost	Pts	Rgrs	HToH	OvrAvg	Sh	R%
1.	Ron Deckard	65.22	0	350363	FL	10.5	2.5	439	369	0	5.74	520	70.96
2.	Charles Gray	66.46	0	330133	TN	10	3	392	351	0	1.04	520	67.50
3.	Joseph Cisneros	67.66	0	180424	KS	10	3	432	339	0	2.47-	520	65.19
4.	Herschel Walters	68.06	0	310072	IN	8	5	359	319	0	6.71-	520	61.35
5.	Tim Seagroves	62.82	0	802038	TN	8	5	303	308	0	3.59-	520	59.23
6.	Tommy Truesdell	63.95	0	320271	KY	8	5	306	286	0	8.95-	520	55.00
7.	Dale Marteney	62.54	0	350071	GA	7	6	375	348	0	4.38	520	66.92
8.	Don Gillette	63.91	0	190453	MO	7	6	368	328	0	0.83-	520	63.08
9.	Roger Vogel	67.07	0	180408	KS	6.5	6.5	333	304	0	8.61-	520	58.46
10.	Doug Crawford	65.61	0	360537	OH	4.5	8.5	256	276	0	12.53-	520	53.08
11.	Kevin Shields	65.65	0	490317	CT	4	9	282	265	0	14.69-	520	50.96
12.	Bob Mccauley	65.72	0	615358	BC	3.5	9.5	334	306	0	6.87-	520	58.85
13.	Tom Boyer	68.24	0	190857	MO	2	11	257	281	0	14.20-	520	54.04
14.	Roy Buhler	62.89	0	90026	UT	2	11	259	272	0	10.58-	520	52.31



World Prelims Elder B1 (Rank: W/L - Rgr% - H2H - OvrAvg)

Pos	Name	Entry %	Hcp	Card#	St	Won	Lost	Pts	Rgrs	HToH	OvrAvg	Sh	R%
1.	Roy Dugger	60.14	0	360428	OH	14	1	509	391	0	5.03	600	65.17
2.	Kenneth Schaver	61.77	0	290316	IL	12	3	528	389	0	3.06	600	64.83
3.	Ray Groskinsky	57.17	0	280661	WI	10.5	4.5	411	325	0	3.00-	600	54.17
4.	Dave Johnson Sr.	59.80	0	180295	KS	9.5	5.5	393	322	0	6.13-	600	53.67
5.	Daniel Smith	58.11	0	360672	OH	9	6	448	368	0	3.22	600	61.33
6.	Delbert Fourman	57.40	0	360354	OH	9	6	409	307	0	6.23-	600	51.17
7.	Dave Rose	59.03	0	360096	OH	8	7	392	317	0	6.20-	600	52.83
8.	Cliff Erickson	58.31	0	280717	WI	8	7	385	292	0	9.64-	600	48.67
9.	Dan Atwood	58.09	0	191613	MO	7	8	384	335	0	2.26-	600	55.83
10.	James Brooks	57.97	0	390230	PA	7	8	344	306	0	6.97-	600	51.00
11.	Charles Ball	61.28	0	350080	FL	6	9	349	284	0	13.95-	600	47.33
12.	Normand MARTIN	60.67	0	661545	PQ	6	9	357	273	0	15.17-	600	45.50
13.	Richard Connelly	62.06	0	390239	PA	5	10	353	309	0	10.56-	600	51.50
14.	Bob Vandivier	60.89	0	290024	IL	4.5	10.5	330	287	0	13.06-	600	47.83
15.	Eugene Pribnow	58.15	0	280874	WI	4.5	10.5	274	268	0	13.48-	600	44.67
16.	Al Ross	60.78	0	200026	OK	0	15	0	0	0	0.00	0	0.00

Class Results



World Prelims Elder B2 (Rank: W/L - Rgr% - H2H - OvrAvg)

Pos	Name	Entry %	Hcp	Card#	St	Won	Lost	Pts	Rgrs	HToH	OvrAvg	Sh	R%
1.	Jeff Gustafson	55.07	0	280026	WI	14	1	461	374	0	7.26	600	62.33
2.	Dan Hiatt	55.37	0	180392	KS	10.5	4.5	459	336	0	0.63	600	56.00
3.	James Sizemore	55.50	0	330010	TN	10	5	465	347	0	2.33	600	57.83
4.	Dennis Reid	56.70	0	290068	IL	9	6	444	323	0	2.87-	600	53.83
5.	Steve Lopez	54.63	0	800371	AZ	9	6	422	309	0	3.13-	600	51.50
6.	Jim Rhymer	56.56	0	360062	OH	9	6	420	293	0	7.73-	600	48.83
7.	Tony Hurley	56.22	0	390414	PA	8	7	379	291	0	7.72-	600	48.50
8.	Jose Duran	55.94	0	130041	CO	8	7	369	290	0	7.61-	600	48.33
9.	Doug Farnsworth	54.34	0	330123	TN	8	7	340	274	0	8.67-	600	45.67
10.	Robert Hinkle	56.12	0	490738	CT	7	8	375	300	0	6.12-	600	50.00
11.	Lester Krull	54.91	0	310916	IN	6.5	8.5	381	295	0	5.74-	600	49.17
12.	Steve Mikesell	56.69	0	360739	OH	6	9	378	285	0	9.19-	600	47.50
13.	Dan Myers	56.85	0	310434	IN	6	9	366	274	0	11.18-	600	45.67
14.	Leonard Conner	55.83	0	310323	IN	6	9	363	259	0	12.66-	600	43.17
15.	Kerry Morris	55.08	0	280713	WI	3	12	372	297	0	5.58-	600	49.50



World Prelims Elder C1 (Rank: W/L - Rgr% - H2H - OvrAvg)

Pos	Name	Entry %	Hcp	Card#	St	Won	Lost	Pts	Rgrs	HToH	OvrAvg	Sh	R%
1.	Ed Hildreth	52.17	0	803428	OH	14	1	558	364	0	8.50	600	60.67
2.	Larry Ledford	52.60	0	803830	MI	13	2	515	323	0	1.23	600	53.83
3.	Carl Yoder	53.50	0	395551	PA	12	3	485	326	0	0.83	600	54.33
4.	Tom Prokop	52.31	0	230100	MN	9.5	5.5	473	320	0	1.02	600	53.33
5.	Paul Houle	52.88	0	661417	PQ	9.5	5.5	430	279	0	6.38-	600	46.50
6.	Bill Kraengel	53.81	0	350154	FL	8.5	6.5	478	306	0	2.81-	600	51.00
7.	Bob Peek	52.93	0	300100	MI	8.5	6.5	422	282	0	5.93-	600	47.00
8.	John Gregory	54.05	0	490501	CT	7.5	7.5	443	286	0	6.38-	600	47.67
9.	Alve Shetler	52.38	0	310314	IN	7	8	377	246	0	11.38-	600	41.00
10.	Carroll Roach	53.27	0	310908	IN	6	9	397	295	0	4.10-	600	49.17
11.	Henri-Paul FLEURANT	53.15	0	660370	PQ	6	9	294	201	0	19.65-	600	33.50
12.	Lonnie Frank	54.12	0	230340	FL	5	10	388	276	0	8.12-	600	46.00
13.	Gregg Craven	53.38	0	190157	MO	5	10	287	199	0	20.21-	600	33.17
14.	Archie Sexton	53.60	0	310221	IN	4	11	310	202	0	17.53-	560	36.07
15.	Ron Kiser	52.65	0	310770	IN	3	12	309	233	0	13.82-	600	38.83
16.	Richard L Mills	52.64	0	310189	IN	1.5	13.5	257	158	0	26.31-	600	26.33



World Prelims Elder C2 (Rank: W/L - Rgr% - H2H - OvrAvg)

Pos	Name	Entry %	Hcp	Card#	St	Won	Lost	Pts	Rgrs	HToH	OvrAvg	Sh	R%
1.	Chuck Baker	49.58	0	803379	OH	13	2	478	323	0	4.25	600	53.83
2.	Inge Byrkjeland	51.54	0	719001	NO	12	3	547	337	0	4.63	600	56.17
3.	Ken Kramer	51.06	0	360323	OH	11	4	497	327	0	3.44	600	54.50
4.	Bill Devlin	51.67	0	100286	IL	11	4	490	313	0	0.50	600	52.17
5.	John Garcia	49.62	0	40298	CA	9.5	5.5	499	292	0	0.95-	600	48.67
6.	Ed Waugaman	51.57	0	360070	OH	9.5	5.5	451	278	0	5.24-	600	46.33
7.	Butch/Everett White	51.89	0	115002	MT	8.5	6.5	437	307	0	0.72-	600	51.17
8.	Curtiss McClure	50.64	0	490537	CT	8.5	6.5	389	285	0	3.14-	600	47.50
9.	Johnny Wilhelmsen	49.84	0	350196	FL	8.5	6.5	428	255	0	7.34-	600	42.50
10.	Clip Connin	51.52	0	300242	MI	6.5	8.5	361	244	0	10.85-	600	40.67
11.	Steve Florek	50.57	0	300044	MI	6	9	384	234	0	11.57-	600	39.00
12.	Julius Bartell	48.83	0	400238	NC	5	10	402	256	0	6.16-	600	42.67
13.	Chuck Wothke	51.87	0	310524	IN	5	10	316	236	0	12.54-	600	39.33
14.	Gerald Way	49.72	0	440224	NY	3	12	329	229	0	11.55-	600	38.17
15.	Charlie Alston	49.57	0	400381	NC	3	12	270	199	0	16.40-	600	33.17

Class Results



World Prelims Elder D1 (Rank: W/L - Rgr% - H2H - OvrAvg)

Pos	Name	Entry %	Hcp	Card#	St	Won	Lost	Pts	Rgrs	HToH	OvrAvg	Sh	R%
1.	Alan Larson	47.21	0	230491	MN	14	2	628	391	0	13.88	640	61.09
2.	Tom Kirk	47.13	0	360610	OH	13	3	525	349	0	7.40	640	54.53
3.	Brady Craven	48.68	0	190155	MO	12	3	472	294	0	0.32	600	49.00
4.	George Niceley	46.49	0	800764	KY	10	5	454	295	0	2.68	600	49.17
5.	Terry Brandenburg	46.69	0	803721	FL	10	5	420	261	0	3.19-	600	43.50
6.	Douglas Bailey	46.47	0	300183	MI	10	5	447	252	0	4.47-	600	42.00
7.	Charles Luellen	48.44	0	310583	IN	8	7	404	272	0	3.11-	600	45.33
8.	Robert Bowser	47.38	0	290197	IL	8	7	375	270	0	2.38-	600	45.00
9.	Rick Della Santina	46.77	0	30848	CA	6.5	8.5	408	261	0	3.27-	600	43.50
10.	John Williams	47.05	0	350923	FL	6.5	8.5	356	254	0	4.72-	600	42.33
11.	Mike RowLee	46.67	0	361048	OH	6	9	398	247	0	5.50-	600	41.17
12.	Robert Red Shirt	46.75	0	160074	SD	6	9	301	218	0	10.42-	600	36.33
13.	Hal Griswold	48.21	0	40450	CA	6	9	391	213	0	12.71-	600	35.50
14.	George Parsons	47.57	0	300327	MI	4	11	327	228	0	9.57-	600	38.00
15.	Bruce McInn	48.75	0	280157	WI	1	14	47	20	0	23.75-	80	25.00



World Prelims Elder D2 (Rank: W/L - Rgr% - H2H - OvrAvg)

Pos	Name	Entry %	Hcp	Card#	St	Won	Lost	Pts	Rgrs	HToH	OvrAvg	Sh	R%
1.	Jerry Werk	46.05	0	231101	MN	13	2	558	316	0	6.62	600	52.67
2.	Tim Brigner	46.43	0	230403	MN	12	3	521	299	0	3.40	600	49.83
3.	Danny Markley	44.04	0	300162	MI	10	5	481	249	0	2.54-	600	41.50
4.	Ocie Holloway	45.87	0	360117	OH	10	5	442	245	1	5.04-	600	40.83
5.	Glen Laird	45.20	0	290475	IL	10	5	435	245	0	4.37-	600	40.83
6.	Cory Collins	45.80	0	801240	AZ	10	5	443	242	0	5.47-	600	40.33
7.	Gary Bartholet	45.64	0	623711	AB	9	6	415	226	0	7.97-	600	37.67
8.	Mitch Ducan	44.35	0	320077	KY	8	7	421	284	0	2.98	600	47.33
9.	Pete Pintor	46.18	0	130663	CO	8	7	464	251	0	4.35-	600	41.83
10.	Bob Klingaman	45.25	0	280841	WI	8	7	396	243	0	4.75-	600	40.50
11.	Ken Kuss	44.51	0	300225	MI	8	7	439	214	0	8.84-	600	35.67
12.	George Green	44.38	0	10380	WA	6	9	361	203	0	10.55-	600	33.83
13.	Ed Franz	44.01	0	350361	FL	5	10	336	218	0	7.68-	600	36.33
14.	David Volz	45.44	0	280255	WI	2	13	234	167	0	17.61-	600	27.83
15.	Larry Cawby	46.33	0	310165	IN	0	15	0	0	0	0.00	0	0.00
16.	Ray Carpenter	44.69	0	80027	ID	0	15	0	0	0	0.00	0	0.00



World Prelims Elder E1 (Rank: W/L - Rgr% - H2H - OvrAvg)

Pos	Name	Entry %	Hcp	Card#	St	Won	Lost	Pts	Rgrs	HToH	OvrAvg	Sh	R%
1.	Thomas Hosler	43.68	0	361027	OH	13	2	467	267	0	0.82	600	44.50
2.	Brian Fisher	43.98	0	360388	OH	10.5	4.5	454	275	0	1.85	600	45.83
3.	David Sullivan	43.19	0	190802	MO	9.5	5.5	400	255	0	0.69-	600	42.50
4.	Russell Clodfelter	43.74	0	170023	MO	9	6	444	264	0	0.26	600	44.00
5.	Curt Panfil	43.82	0	801093	WI	9	6	445	253	0	1.65-	600	42.17
6.	Ed Davis	43.81	0	310070	IN	9	6	400	227	0	5.98-	600	37.83
7.	Jeremy Smith	42.58	0	400085	NC	9	6	360	173	0	13.75-	600	28.83
8.	Keith Johnson	42.62	0	191035	MO	8	7	382	244	0	1.95-	600	40.67
9.	Charles Moppin	43.51	0	210040	AR	8	7	417	240	0	3.51-	600	40.00
10.	Dave Leckwee	42.79	0	280074	WI	8	7	365	207	0	8.29-	600	34.50
11.	David Hampton	42.37	0	360811	OH	8	7	366	199	0	9.20-	600	33.17
12.	Jim Tollefson	43.73	0	280246	WI	8	7	344	191	0	11.90-	600	31.83
13.	Chuck Garrison	42.72	0	260150	AL	7	8	322	214	0	7.05-	600	35.67
14.	John DeMello	42.88	0	801201	CA	3	12	276	138	0	19.88-	600	23.00
15.	Robert Moulin	42.61	0	350062	FL	0	15	0	0	0	0.00	0	0.00

Class Results



World Prelims Elder E2 (Rank: W/L - Rgr% - H2H - OvrAvg)

Pos	Name	Entry %	Hcp	Card#	St	Won	Lost	Pts	Rgrs	HToH	OvrAvg	Sh	R%
---	-----	-----	---	-----	---	---	---	---	---	---	---	---	---
1.	Larry J Morris Jr	42.00	0	380304	VA	13.5	2.5	571	302	0	5.19	640	47.19
2.	Vine Marks	40.97	0	160061	SD	12.5	3.5	488	268	0	0.91	640	41.88
3.	Randall Weaver	41.88	0	350617	FL	12	3	534	272	0	3.45	600	45.33
4.	Bobby Mumford Sr.	40.83	0	803152	MI	12	3	542	270	0	4.17	600	45.00
5.	Kenneth Tate	41.67	0	290146	IL	10	5	452	228	0	3.67-	600	38.00
6.	Paul Bachelor	41.35	0	300248	MI	10	5	402	225	0	3.85-	600	37.50
7.	Ray Hudgins	42.19	0	340088	GA	9	6	440	260	0	1.14	600	43.33
8.	Mel Yockstick	42.06	0	130235	CO	9	6	367	199	0	8.89-	600	33.17
9.	Phil Marciniak	41.04	0	310024	IN	8	7	406	218	0	4.71-	600	36.33
10.	Rick Wacasey	40.48	0	310092	IN	5	10	391	218	0	4.15-	600	36.33
11.	Steve Berning	40.81	0	230252	SD	5	10	300	180	0	10.81-	600	30.00
12.	Pat Wemhoff	40.53	0	170174	NE	4	11	331	209	0	5.70-	600	34.83
13.	Wilfred Kahrig	42.36	0	360718	OH	4	11	352	188	0	11.03-	600	31.33
14.	Yvan Houle	41.61	0	661418	PQ	4	11	328	171	0	13.11-	600	28.50
15.	Bob Molnar	40.45	0	360142	OH	3	12	322	193	0	8.28-	600	32.17
16.	Ronnie Elliott	42.11	0	400154	NC	0	15	234	129	0	20.61-	600	21.50



World Prelims Elder F1 (Rank: W/L - Rgr% - H2H - OvrAvg)

Pos	Name	Entry %	Hcp	Card#	St	Won	Lost	Pts	Rgrs	HToH	OvrAvg	Sh	R%
---	-----	-----	---	-----	---	---	---	---	---	---	---	---	---
1.	Jed Manion	40.43	0	490518	CT	14	2	545	276	0	2.70	640	43.13
2.	Bob Dale	40.44	0	300078	MI	13	3	514	271	0	1.90	640	42.34
3.	Bob Paschen	39.42	0	310330	IN	12	3	454	242	0	0.91	600	40.33
4.	Bruce Wattenburger	40.01	0	801177	AZ	12	3	516	225	0	2.51-	600	37.50
5.	Ralph Marthaler	40.29	0	280415	WI	9.5	5.5	366	209	0	5.46-	600	34.83
6.	Clifton Jones	38.93	0	400144	NC	9	6	437	243	0	1.57	600	40.50
7.	Neil Sweigart	38.75	0	310071	IN	8	7	396	229	0	0.58-	600	38.17
8.	Larry McArthur	39.97	0	803702	MI	7	8	355	179	0	0.71	440	40.68
9.	Kurt Whaley	39.00	0	160082	SD	7	8	346	189	0	7.50-	600	31.50
10.	Mark Rice	38.89	0	280304	WI	7	8	313	153	0	13.39-	600	25.50
11.	Andre Pepper	39.04	0	800634	IN	6	9	360	171	0	10.54-	600	28.50
12.	George Davis	40.00	0	30065	CA	5	10	361	173	0	11.17-	600	28.83
13.	Robert Smullen	39.05	0	330100	TN	5	10	343	164	0	11.72-	600	27.33
14.	Raymond Callahan	40.02	0	400285	NC	4.5	10.5	257	131	0	18.19-	600	21.83
15.	Mike Wood	40.28	0	290632	IL	2	13	302	148	0	15.61-	600	24.67
16.	Dennis Andersen	39.85	0	70202	NV	0	15	0	0	0	0.00	0	0.00



World Prelims Elder F2 (Rank: W/L - Rgr% - H2H - OvrAvg)

Pos	Name	Entry %	Hcp	Card#	St	Won	Lost	Pts	Rgrs	HToH	OvrAvg	Sh	R%
---	-----	-----	---	-----	---	---	---	---	---	---	---	---	---
1.	Dennis Soldan	36.99	0	300226	MI	12	3	521	272	0	8.34	600	45.33
2.	Dwain Klink	38.14	0	360529	OH	11.5	3.5	443	231	0	0.36	600	38.50
3.	John Brewer	37.03	0	800343	IN	11.5	3.5	499	230	0	1.30	600	38.33
4.	Gerard Kane	36.72	0	801878	OH	11	4	449	230	0	1.61	600	38.33
5.	Jeff Zaharko	38.40	0	800725	PA	10	5	441	199	0	5.23-	600	33.17
6.	Lance Van Wyhe	37.33	0	231812	MN	10	5	434	198	0	4.33-	600	33.00
7.	Fred Tragesser	37.57	0	310039	IN	8.5	6.5	420	203	0	3.74-	600	33.83
8.	Pat Herrmann	36.67	0	190622	MO	8	7	376	218	0	0.34-	600	36.33
9.	Roger Higgins	36.85	0	300030	MI	8	7	393	192	0	4.85-	600	32.00
10.	Jeff Thompson	38.68	0	231726	MN	7	8	402	212	0	3.35-	600	35.33
11.	James Hatch	38.17	0	70272	NV	7	8	324	180	0	8.17-	600	30.00
12.	Jerry Hartwick	36.66	0	240646	IA	5.5	9.5	327	163	0	9.49-	600	27.17
13.	Michael Taylor	37.37	0	390129	PA	5	10	331	180	0	7.37-	600	30.00
14.	Don Claseman	38.32	0	231581	MN	2.5	12.5	206	115	0	19.15-	600	19.17
15.	Lee LeVeque	37.08	0	115146	MT	2.5	12.5	246	112	0	18.41-	600	18.67

Class Results



World Prelims Elder G1 (Rank: W/L - Rgr% - H2H - OvrAvg)

Pos	Name	Entry %	Hcp	Card#	St	Won	Lost	Pts	Rgrs	HToH	OvrAvg	Sh	R%
1.	Tom Guill	35.94	0	360004	OH	10	3	390	170	0	3.25-	520	32.69
2.	Earl Romine	35.80	0	180280	KS	9	4	460	204	0	3.43	520	39.23
3.	Allen Baptist	35.67	0	130518	CO	9	4	444	201	0	2.98	520	38.65
4.	John Barney	35.50	0	100255	AZ	9	4	369	162	0	4.35-	520	31.15
5.	Joe Adams	36.21	0	360052	OH	7	6	355	167	0	4.09-	520	32.12
6.	Robert Chubinsky	35.87	0	100198	AZ	7	6	366	155	0	6.06-	520	29.81
7.	Rob Layman	35.44	0	100342	AZ	7	6	327	151	0	6.40-	520	29.04
8.	Michael McDaniel	36.18	0	801808	MI	7	6	296	137	0	9.83-	520	26.35
9.	David Sidles	36.31	0	170115	NE	6.5	6.5	358	159	0	5.73-	520	30.58
10.	Jon Harris	36.63	0	350256	FL	6	7	338	132	0	11.25-	520	25.38
11.	Paul Howard	35.31	0	300006	MI	5	8	260	93	0	17.43-	520	17.88
12.	Michael Gillespie	36.36	0	190552	MO	3.5	9.5	292	147	0	8.09-	520	28.27
13.	Mike HOLLEY	35.93	0	622840	AB	3	10	320	161	0	4.97-	520	30.96
14.	Gerald Haugen	35.75	0	230241	ND	2	11	243	115	0	13.63-	520	22.12

World Prelims Elder G2 (Rank: W/L - Rgr% - H2H - OvrAvg)

Pos	Name	Entry %	Hcp	Card#	St	Won	Lost	Pts	Rgrs	HToH	OvrAvg	Sh	R%
1.	Jerry LaBrosse	33.60	0	230303	MN	12.5	2.5	448	216	0	2.40	600	36.00
2.	Vern Blackford	33.13	0	801254	IL	12	3	498	228	0	4.87	600	38.00
3.	Les Smullen	33.97	0	40188	CA	11	4	450	205	0	0.20	600	34.17
4.	Fred Sanford	33.53	0	360925	OH	10.5	4.5	381	162	0	6.53-	600	27.00
5.	Vince Park	33.52	0	801282	UT	10	5	487	221	0	3.31	600	36.83
6.	Eddie Guidry	34.07	0	270008	LA	10	5	445	200	0	0.74-	600	33.33
7.	Neil Teaford	33.27	0	360884	OH	10	5	423	174	0	4.27-	600	29.00
8.	Wayne Fausey	34.70	0	360912	OH	9	6	418	200	0	1.37-	600	33.33
9.	Erv Reid	34.56	0	300059	MI	9	6	395	175	0	5.39-	600	29.17
10.	John Wemhoff	34.35	0	170071	NE	6	9	300	138	0	11.35-	600	23.00
11.	Robert Phalin	35.16	0	802270	FL	6	9	328	133	0	12.99-	600	22.17
12.	Emvie ANTONIO	35.17	0	623531	AB	5.5	9.5	365	155	0	9.34-	600	25.83
13.	Harold Boden	34.18	0	240199	IA	5	10	241	74	0	21.85-	600	12.33
14.	Pep Plummer	33.70	0	80012	ID	1.5	13.5	155	64	0	17.70-	400	16.00
15.	Jerry Timms	34.50	0	40564	CA	0	15	0	0	0	0.00	0	0.00

World Prelims Elder H1 (Rank: W/L - Rgr% - H2H - OvrAvg)

Pos	Name	Entry %	Hcp	Card#	St	Won	Lost	Pts	Rgrs	HToH	OvrAvg	Sh	R%
1.	Chuck Sandberg	31.62	0	120094	WY	14	1	582	260	0	11.71	600	43.33
2.	Alfred Mundy	31.00	0	190652	MO	13	2	457	202	0	2.67	600	33.67
3.	Lester Lemaster	31.94	0	310931	IN	13	2	460	187	0	0.77-	600	31.17
4.	Bob Miller	31.61	0	95049	UT	10	5	412	182	0	1.28-	600	30.33
5.	Jim Lilley	32.97	0	180573	KS	10	5	398	152	0	7.64-	600	25.33
6.	Lanny Kasten	33.01	0	395369	PA	9.5	5.5	441	174	0	4.01-	600	29.00
7.	Jeff Hatch	31.53	0	801451	IN	9	6	392	180	0	1.53-	600	30.00
8.	Terry Cuthbertson	32.43	0	180247	KS	7	8	323	163	0	5.26-	600	27.17
9.	John Jeidy	32.81	0	400101	NC	7	8	316	117	0	13.31-	600	19.50
10.	George Dorn	30.63	0	280827	WI	6.5	8.5	363	152	0	5.30-	600	25.33
11.	Kermit Greer	32.63	0	420090	MD	6	9	319	121	0	12.46-	600	20.17
12.	Homer Cain	32.65	0	200099	OK	5.5	9.5	312	119	0	12.82-	600	19.83
13.	Jim A Watson	32.78	0	310745	IN	4.5	10.5	249	97	0	16.61-	600	16.17
14.	Stephen Marlow	30.72	0	800418	OR	3	12	237	87	0	16.22-	600	14.50
15.	George Johnson	31.52	0	800507	OH	2	13	270	108	0	13.52-	600	18.00



Class Results



World Prelims Elder H2 (Rank: W/L - Rgr% - H2H - OvrAvg)

Pos	Name	Entry %	Hcp	Card#	St	Won	Lost	Pts	Rgrs	HToH	OvrAvg	Sh	R%
1.	Herman Robisch	29.86	0	290469	IL	14	1	618	266	0	14.47	600	44.33
2.	Tom Benortham	30.17	0	180326	KS	11	4	437	176	0	0.84-	600	29.33
3.	Dwight McGrath	29.29	0	240570	IA	11	4	436	144	0	5.29-	600	24.00
4.	Albert Dale Maldonado	28.67	0	130786	CO	10.5	4.5	394	171	0	0.17-	600	28.50
5.	Marvin Dirks	30.38	0	240189	IA	10	5	484	177	0	0.88-	600	29.50
6.	Lawrence R Hively	29.02	0	310368	IN	10	5	415	157	0	2.85-	600	26.17
7.	Stan Zachery	29.12	0	221048	TX	8	7	439	207	0	5.38	600	34.50
8.	Jerry Smith	29.79	0	80001	OH	7.5	7.5	363	151	0	4.62-	600	25.17
9.	Meredith Kahrig	28.58	0	360258	OH	7.5	7.5	343	127	0	7.41-	600	21.17
10.	Richard Mah	30.39	0	480154	MA	7	8	346	132	0	8.39-	600	22.00
11.	Ray Szczepanski	29.66	0	30188	CA	7	8	312	91	0	14.49-	600	15.17
12.	Gene Bobeldyk	28.75	0	350987	FL	5.5	9.5	277	122	0	8.42-	600	20.33
13.	Scott Phillips	30.18	0	350056	FL	4.5	10.5	286	111	0	11.68-	600	18.50
14.	Roy Stallsmith	28.79	0	140036	NM	3.5	11.5	253	104	0	11.46-	600	17.33
15.	Richard Stevens	28.71	0	618032	BC	2	13	97	32	0	12.71-	200	16.00
16.	John Cummings	29.92	0	380392	VA	1	14	154	58	0	15.42-	400	14.50



World Prelims Elder I1 (Rank: W/L - Rgr% - H2H - OvrAvg)

Pos	Name	Entry %	Hcp	Card#	St	Won	Lost	Pts	Rgrs	HToH	OvrAvg	Sh	R%
1.	David Everitt	27.90	0	510001	NJ	13	2	430	169	0	0.27	600	28.17
2.	Jerry R. Dugan	27.38	0	180238	KS	12	3	509	200	0	5.95	600	33.33
3.	Jeff Lawrence	27.29	0	231248	MN	11	4	469	187	0	3.88	600	31.17
4.	Rick Wright	27.00	0	230236	MN	10	5	481	179	0	2.83	600	29.83
5.	Robin Constance	27.55	0	230678	MN	9	6	414	182	0	2.78	600	30.33
6.	Russell Allen	26.67	0	410107	KS	9	6	363	130	0	5.00-	600	21.67
7.	Dwight Cubit	27.16	0	200054	OK	8.5	6.5	423	160	0	0.49-	600	26.67
8.	Yvon COTE	27.66	0	658383	ON	8	7	402	187	0	3.51	600	31.17
9.	Larry Brabec	27.47	0	230898	MN	8	7	365	147	0	2.97-	600	24.50
10.	Ronald Smith	28.48	0	270092	LA	7	8	336	135	0	5.98-	600	22.50
11.	Lewis Ayers	26.31	0	360652	OH	6.5	8.5	344	127	0	5.14-	600	21.17
12.	Ernie Hockinberry	26.60	0	360843	OH	6	9	328	130	0	4.93-	600	21.67
13.	Elmer Grove	26.35	0	200131	OK	6	9	309	122	0	6.02-	600	20.33
14.	KEN BRADLEY	28.36	0	618159	BC	5	10	321	123	0	7.86-	600	20.50
15.	Phil Molloy	26.88	0	340268	GA	1	14	216	92	0	11.55-	600	15.33



World Prelims Elder I2 (Rank: W/L - Rgr% - H2H - OvrAvg)

Pos	Name	Entry %	Hcp	Card#	St	Won	Lost	Pts	Rgrs	HToH	OvrAvg	Sh	R%
1.	Gerald Harris	26.18	0	280893	WI	13	2	506	232	0	12.49	600	38.67
2.	Mike Moseley	24.45	0	210036	AR	11.5	3.5	488	203	0	9.38	600	33.83
3.	Brian Wipper	25.75	0	230445	MN	11	4	424	158	0	0.58	600	26.33
4.	Mark Neubauer	26.23	0	190637	MO	10.5	4.5	349	137	0	3.40-	600	22.83
5.	Marty Luther	23.13	0	803096	WA	9.5	5.5	375	141	0	0.37	600	23.50
6.	Dale Stromberg	22.89	0	130680	CO	9	6	415	173	0	5.94	600	28.83
7.	David Day Sr	26.23	0	190368	MO	9	6	409	152	0	0.90-	600	25.33
8.	Tom Steinke	22.92	0	280076	WI	9	6	364	146	0	1.41	600	24.33
9.	Bob Roesler	26.14	0	360491	OH	8.5	6.5	368	154	0	0.47-	600	25.67
10.	Phillip Rodenberg	23.87	0	230399	MN	8.5	6.5	318	146	0	0.46	600	24.33
11.	Roger Geyer	22.93	0	310567	IN	6	9	329	147	0	1.57	600	24.50
12.	Guy Modde	25.96	0	290319	IL	5	10	277	86	0	11.63-	600	14.33
13.	Gary Bardelmeier	24.85	0	290425	IL	4	11	150	53	0	1.65	200	26.50
14.	James R Miller	25.43	0	310396	IN	3.5	11.5	262	84	0	11.43-	600	14.00
15.	William Carll	25.42	0	395559	PA	0	15	0	0	0	0.00	0	0.00

Class Results



World Prelims Elder J1 (Rank: W/L - Rgr% - H2H - OvrAvg)

Pos	Name	Entry %	Hcp	Card#	St	Won	Lost	Pts	Rgrs	HToH	OvrAvg	Sh	R%
---	-----	-----	---	-----	--	---	---	---	---	---	-----	--	---
1.	Jesse Noble	20.65	0	100356	Az	12	3	381	107	0	2.82-	600	17.83
2.	Wade Wolford	20.89	0	340098	GA	11	4	432	144	0	3.11	600	24.00
3.	Marcus Jones	20.03	0	300447	MI	9.5	5.5	400	124	0	0.64	600	20.67
4.	Dan J Davidovich	20.97	0	350919	FL	9	6	393	139	0	2.20	600	23.17
5.	Lawrence Hinton	20.04	0	300254	MI	9	6	434	124	0	0.63	600	20.67
6.	Johnnie Stallings	21.88	0	400133	NC	9	6	359	103	0	4.71-	600	17.17
7.	John Franko	19.89	0	360336	OH	8.5	6.5	343	109	0	1.72-	600	18.17
8.	Ron Nostdahl	21.81	0	120101	WY	8	7	354	115	0	1.27-	560	20.54
9.	Jeffrey A. Huth	20.27	0	310440	IN	7.5	7.5	302	99	0	3.77-	600	16.50
10.	Ernie Ellermann Jr	21.39	0	190436	MO	7	8	360	123	0	0.89-	600	20.50
11.	Chris Ogden	20.44	0	350199	FL	7	8	309	97	0	4.27-	600	16.17
12.	Thomas Little	22.02	0	801506	IN	7	8	298	83	0	8.19-	600	13.83
13.	James Bond	20.56	0	130487	CO	5.5	9.5	302	77	0	7.73-	600	12.83
14.	Jitter Red	22.75	0	220950	TX	4	11	264	82	0	9.08-	600	13.67
15.	Paul Lemish	22.41	0	310339	IN	4	11	261	69	0	10.91-	600	11.50
16.	Mark Lloyd	19.85	0	310571	IN	2	13	239	77	0	7.02-	600	12.83



World Prelims Elder J2 (Rank: W/L - Rgr% - H2H - OvrAvg)

Pos	Name	Entry %	Hcp	Card#	St	Won	Lost	Pts	Rgrs	HToH	OvrAvg	Sh	R%
---	-----	-----	---	-----	--	---	---	---	---	---	-----	--	---
1.	Douglas Brewer	19.44	0	395019	PA	12	2	523	165	0	10.02	560	29.46
2.	Jon Wylie	18.17	0	400125	NC	12	3	389	123	0	2.33	600	20.50
3.	Alan Ringo	18.68	0	20200	OR	11	3	480	150	0	8.11	560	26.79
4.	Larry Kauffman	19.28	0	803870	FL	9	4	372	117	0	3.22	520	22.50
5.	Don Lake	18.75	0	180008	KS	9	4	331	97	0	0.10-	520	18.65
6.	Wayne Goers	17.37	0	290152	IL	8	5	315	67	0	4.49-	520	12.88
7.	John Faul	19.35	0	802287	MO	6	7	308	106	0	1.03	520	20.38
8.	Dan Kofflin	18.71	0	803763	MI	5.5	7.5	310	105	0	1.48	520	20.19
9.	Ron Umbarger	19.30	0	290429	IL	5.5	7.5	242	72	0	5.45-	520	13.85
10.	Charles Beeson	19.06	0	170081	NE	4	9	233	54	0	8.68-	520	10.38
11.	Albert Strohl	17.50	0	440513	NY	3	10	186	45	0	8.85-	520	8.65
12.	Steve Janke	17.25	0	180118	KS	3	10	164	41	0	9.37-	520	7.88
13.	Larry Majerski	17.20	0	300058	MI	3	10	166	28	0	11.82-	520	5.38
14.	Robert W Trank	17.62	0	440639	NY	2	11	179	37	0	10.50-	520	7.12



World Prelims Elder K1 (Rank: W/L - Rgr% - H2H - OvrAvg)

Pos	Name	Entry %	Hcp	Card#	St	Won	Lost	Pts	Rgrs	HToH	OvrAvg	Sh	R%
---	-----	-----	---	-----	--	---	---	---	---	---	-----	--	---
1.	Richard Robbins	17.08	0	30137	CA	13	0	359	104	0	2.92	520	20.00
2.	Charles Mathis	15.47	0	340015	GA	12	1	352	114	0	6.45	520	21.92
3.	Kevin Weik	15.69	0	490138	CT	11	2	476	173	0	17.58	520	33.27
4.	Melvin Elmer	15.00	0	510099	NJ	8	5	315	76	0	0.38-	520	14.62
5.	W Brooks Nelson	12.65	0	350146	FL	8	5	301	73	0	1.39	520	14.04
6.	Harry Grant	16.27	0	300141	MI	7	6	277	75	0	1.85-	520	14.42
7.	Frank Chaney	13.94	0	320149	KY	7	6	255	73	0	0.10	520	14.04
8.	Randy Parcell	10.33	0	360489	OH	6	7	243	57	0	0.63	520	10.96
9.	Robert Jones	10.28	0	360842	OH	6	7	256	56	0	0.49	520	10.77
10.	Tim Blosser	10.90	0	800274	MI	5	8	235	68	0	2.18	520	13.08
11.	Jim Mortinger	7.32	0	180169	KS	5	8	212	56	0	3.45	520	10.77
12.	Roger R Chase	11.28	0	440332	NY	2	11	125	17	0	8.01-	520	3.27
13.	Randy Shoemaker	17.19	0	360947	OH	0.5	12.5	159	51	0	7.38-	520	9.81
14.	Mike McClain	4.75	0	310187	IN	0.5	12.5	39	1	0	4.25-	200	0.50



NHPA World Tournament...
Come and Join the Fun!!!