



World Tournament Report 2022



Monroe Civic Center

World Champions

Men



Alan Francis—OH

Won	15
Lost	0
Points	622
Ringer	658
Ringer%	85.01

Women



Sarah Chaffee—WI

Won	15
Lost	0
Points	622
Ringer	806
Ringer%	86.48

World Champions

Senior Men



Rick Howe—MA

Won	10
Lost	1
Points	444
Ringer	358
Ringer%	72.76


Senior Women



Sheila Shepard—CO

Won	7
Lost	0
Points	285
Ringer	198
Ringer%	64.29

Elders Men



Bob Gray—FL

Won	15
Lost	1
Points	664
Ringer	622
Ringer%	76.41

World Champions

Cadet Boys



Eli Sullivan—VA

Won	7
Lost	0
Points	289
Ringer	116
Ringer%	69.05

Cadet Girls



Crystal Knighten—AL

Won	6
Lost	0
Points	219
Ringer	72
Ringer%	30.0

Junior Boys



Derek Reynolds—AR

Won	7
Lost	0
Points	286
Ringer	245
Ringer%	81.67

Junior Girls



Kalie Trujillo—NM

Won	5
Lost	0
Points	205
Ringer	97
Ringer%	52.72

2022 Awards

Arch Stokes Award—2022



Ron Taylor—SC

Ron was pitching in a backyard pitching group when he met Paul Stewart. Ron immediately began building the membership in South Carolina. During his tenure, he was instrumental in increasing the membership from a dozen to 150 members and helped build pitching facilities. He promoted horseshoe pitching in South Carolina and helped create the Hall of Fame. In 2009, the first tournament of the HP Protour began. Ron is the Director of Operations for what is known as the Horseshoe Tour. All tour events are NHPA sanctioned. The tour has a large following and promotes horseshoe pitching everywhere it goes. Ron is an excellent candidate for the Stokes Award and helps to promote horseshoes across the NHPA.

Presidential Award—2022



Blaine Scott—UT

Blaine has served as the President of the Northern Utah Horseshoe Pitchers Association for 6 years. He has also been the editor of the Newsline since 2019, Webmaster for the NHPA website horseshoepitching.com, and has been a significant help in the setup and operation of the World Horseshoe Tournament for the past two years. He has increased distribution of the Newsline from 700 readers to 2,600 readers, has assisted in bringing missing editions of the old Newsline editions online, and assists the NHPA officers in reviewing and editing items shared with the NHPA community. He has been a strong supporter of the NHPA for 24 years and Monroe, Louisiana is his 16th World Tournament, having attended the last 13 years in a row. (with the exception of the Covid year...2021)

2022 Awards

Hall of Fame

2022



Ronnie Simmons—CA

Historic Era Category—Ronnie joined the Southern California and NHPA associations in 1957. He attended the World tournament in 1963 for the first time in California. At the time, Ronnie had to try to qualify to pitch in the World tournament by pitching 200 shoes to try to compete in the Championship class. (scoring 500+ points in 200 shoes). He tried again in 1956 and 1966 in Murray Utah but didn't make the Championship class. He tried again 1967-1972 and qualified every year. Again in 1973, 1978-1981, 1983 he qualified for the Championship class. He tried again in 1984 and made it one more time. For his 11th appearance in the finals he had an overall average of 73.3%. In the 90's he was in a serious automobile accident which ended his pitching career. He loved horseshoe pitching. Ronnie passed away in February 2021 and the plaque will be sent to his family..



Debra Brown—VT

Pitcher Category—Debra has been a member of the NHPA for 42 years. She has been involved with the Sodbusters Horseshoe club in Bristol Vermont and has been President since 2011. She is also the Vermont State Horseshoe Pitchers President. Her greatest joy is mentoring young players. She is a 22 time Vermont State Champion and 9 time New England Champion. Her first World Tournament was in 1983 in Class F, which she won in a playoff but missed the Championship round by 1/100th of a point. She returned to the World Tournament in York Pennsylvania in 2008. from 2008-2015 she has competed in the Women's Championship each year. She won the World Title in 2015 in Topeka Kansas. Her ringer average for 9 Championship appearances is 75.96%.

2022 Awards

Achievement Award
2021



David Sidles—NE

Thank you for all the years you gave to the NHPA organization. David worked at the Club level for many years and also served as the NHPA 3rd Vice President and then as the NHPA Secretary/Treasurer for 4 years (including much modernization). David advanced the record keeping significantly in his role in that position including computerized check-writing processes. David is now the president of the NHPF and is a horseshoe pitching superstar.

Achievement Award
2021



Fred Lane—WI

Fred is a strong proponent of the NHPA and is very skilled in Information Technology. The NHPA was in a strong need of his expertise in 2021 in Winnemucca, Nevada. Fred brought his unique skills to the NHPA and helped to organize the IT setup and support, which was also duplicated in Monroe Louisiana. He dedicated much of his own time and energy to make sure that the World Tournament was setup and made use of technology in an efficient way. The NHPA is grateful for the additional efforts to provide a successful World Tournament in 2021 and 2022.

Achievement Awards—2022



Fred & Carol Sanford—OH

Fred & Carol Sanford have contributed to the success of horseshoe pitching in Ohio in many ways and have been members of the NHPA since 2000. The league known as the Ross County Horseshoe League has approximately 50 members each year. Carol has been secretary since 2002. Fred has been President since 2013. Fred and Carol have directed the Ross County Fair since 2000, including a special kids day. For the last three years they have assisted in the Senior Games activities. Fred serves as Assistant Regional Director and Carol serves currently as VP of the Ohio Charter.

2022 Awards

League Director Award—2022



Wanda Lantz—LA

2021—Wanda Lantz has been actively involved in the local club and Jerry Smith was impressed with the clubs paperwork and timeliness. Wanda is the League Director in Louisiana that started the NHPA in 2003 and began to help the Club president immediately. She is the contact person that works with Jer-

Membership Awards—2022



New Mexico Charter

78% growth from 2020 to 2021

Regional Director-Van Sant Award—2022



Coyce Allen—TX

Coyce joined the NHPA in 1984 and has attended 11 World Tournaments. During his 38 years of NHPA membership, he has served as Texas Tournament Director for 27 years, Texas President from 2014-2016 and current VP and is currently in the Texas Hall of Fame and Rules Committee member, was an assistant Regional Director for 4 years and became a Regional Director in 2010. He has served as an NHPA VP and sat on the NHPA Rules Committee. He was inducted in the Texas Hall of Fame in 2013 and received the Presidential Award that same year.

20 year patch

Jim Cooper TN

Rick Howe MA

30 year patch

Roger Vogel KS

30 year patch (20 in a row)

Tina Hawkins OK

40 year patch (All in a row)

2021/2022 Awards

World Tournament Participation Award 10 Year Patch

Barney Bell	KS
Jean Bullington	GA
Barbara Carson	AZ
George Davis	CA
Donald Gore	NY
David Greer	TX
Jerald Hagen	ND
Jon Harris	FL
David Holliday	PA
Garry Jackson	OK
Richard A. Johnson	TX
Keith Johnson	MO
Kevin Kyle	CA
Buddy Lampkin	KY
Helen Laumbach	NM
Arlen Lee	SD
Ronald LeGrand	MO
Josh Olson	MN
Doug Palmer	ID
Judy Phillips	NC
Chuck Poole	GA
Brian Poole	ID
John Strong	NE

World tournament Participation Award 10 Years in a Row

John Barney	AZ
Barbara Carson	AZ
Mary Fimbres	AZ
Michael Gillespie	MO
Randy Jackson	OK
Jan Knaub	CO
James Miller	TX
Josh Olson	MN
Ed Posey	TX
Ron Smith	LA
Joie Welker	MO

World tournament Participation Award 20/30/40 Years Patches

20 year patch

Jim Cooper	TN
Rick Howe	MA

30 year patch

Roger Vogel	KS
-------------	----

30 year patch (20 in a row)

Tina Hawkins	OK
--------------	----

40 year patch (All in a row)

Alan Francis	OH
--------------	----



2021/2022 Awards

NHPA Perfect Games 2021-2022

8/10/2019 *	David Holmes	WV	Williamstown	30
9/6/2020 *	Gary Bearpaw	OK	OKC State	20
9/5/2021	Alan Francis	OH	Ohio State	28
7/6/2022	Russ Phillips	NY	Shop-Online	20
8/18/2021	Sarah Chaffee	WI	2021 World	20

*Game not reported as perfect game previously

NHPA 90% WT Game Awards 2021 World Tournament

Mens	Alan Francis	OH	94.12%
Mens	Alan Francis	OH	95.45%
Mens	Alan Francis	OH	92.86%
Mens	Alan Francis	OH	92.50%
Mens	Alan Francis	OH	93.75%
Mens	Dan Watson	AL	90.00%
Mens	Dan Watson	AL	94.12%
Mens	Dan Watson	AL	90.63%
Women	Shalee Cason	FL	94.44%
Women	Teresa Howe	MA	91.30%
Elders	Mike Massari	AZ	91.18%
Elders	*Zane Goggin	GA	90.48%
Cadet Boys	*Hastiin Begaye	CA	93.75%
Junior Girls	*Sarah Chaffee	WI	92.86%

* First Time Recipients



**World Horseshoe
Tournament**
Also
**Another Place for
Food, Fun and
Festivities**

Cadet Boys Champions



Cadet Championship		Saturday, Jul 16 2022 5:30 PM			(Rank: W/L - Rgr% - H2H - OvrAvg)				
Pos	Name	Entry Avg	St	Won	Lost	Pts	Rgrs	Sh	R%
1.	Eli Sullivan	64.69	VA	7	0	289	116	168	69.05
2.	Preston Beusch	25.97	TX	5	2	243	114	314	36.31
3.	Adakai Begaye	40.38	CA	4	3	244	100	300	33.33
4.	Bentley Arbogast	17.86	KS	4	3	190	79	326	24.23
5.	Conner Kildahl	27.82	WI	4	3	216	74	354	20.90
6.	Ethan Knighten	25.74	AL	2	5	208	94	348	27.01
7.	Lucas Rasmussen	10.00	MN	2	5	165	69	378	18.25
8.	Turner Luster	5.94	TX	0	7	70	23	284	8.10



Cadet Girls Champions



Cadet Championship		Saturday, Jul 16 2022 5:30 PM			(Rank: W/L - Rgr% - H2H - OvrAvg)				
Pos	Name	Entry Avg	St	Won	Lost	Pts	Rgrs	Sh	R%
1.	Crystal Knighten	25.67	AL	6	0	219	72	240	30.00
2.	Za'kiyah Arbogast	2.25	KS	2	4	56	12	240	5.00
3.	Mackenzie Rasmussen	6.25	MN	1	5	66	8	240	3.33



Junior Boy's Champions



Junior Boys Championship Saturday, Jul 16 2022 5:30 PM (Rank: W/L - Rgr% - H2H - OvrAvg)

Pos	Name	Entry Avg	St	Won	Lost	Pts	Rgrs	Sh	R%
1.	Derek Reynolds	55.70	AR	7	0	286	245	300	81.67
2.	Leon Wolken	57.57	MO	6	1	247	215	360	59.72
3.	Hastiin Begaye	64.00	CA	5	2	257	240	330	72.73
4.	Tyler Harris	63.33	AL	4	3	237	224	372	60.22
5.	Caiden Hogue	39.95	OH	3	4	206	159	324	49.07
6.	Isaac Nelson JR.	54.40	TX	2	5	183	165	296	55.74
7.	Brady Fox	65.99	MO	1	6	161	174	348	50.00
8.	Dillon Kyle	38.48	CA	0	7	61	83	262	31.68





Junior Girl's Champions



Junior Girls Championship Saturday, Jul 16 2022 5:30 PM (Rank: W/L - Rgr% - H2H - OvrAvg)

Pos	Name	Entry Avg	St	Won	Lost	Pts	Rgrs	Sh	R%
1.	Kalie Trujillo	52.41	NM	5	0	205	97	184	52.72
2.	Sadie Wolken	37.58	MO	4	1	183	91	226	40.27
3.	Lizy Jordan	46.49	CT	3	2	164	92	210	43.81
4.	Lillyan Kildahl	22.72	WI	2	3	159	84	262	32.06
5.	Ashlyn Luster	22.89	TX	1	4	108	67	232	28.88
6.	Kayla Julander	30.00	UT	0	5	75	53	210	25.24



Domination!!! This year was one of undefeated champions in all Cadet and Junior Championship Divisions.

Eli Sullivan (VA) went 7-0 with a 69.05% ringer percentage which was 33% above the second place finisher. His high game came against Conner Kildahl, where he pitched 83.33%. No other game was below 57.69% for Eli. Preston Beusch (TX) had a strong game against Bentley Arbogast with 63.16%.

Competing in the Cadet Boys Championship were: Eli Sullivan (VA 7-0 69.05%), Preston Beusch (TX 5-2 36.31%), Adakai Begaye (CA 4-3 33.33%), Bentley Arbogast (KS 4-3 24.23%), Conner Kildahl (WI 4-3 20.90%), Ethan Knighten (AL 2-5 27.01%), Lucas Rasmussen (MN 2-5 18.25%), Turner Luster (TX 0-7 8.10%)

Crystal Knighten (AL) finished 6-0 with 30% ringers, which was 25 % above the second place finisher. Crystal came into the tournament pitching 25.67%, but threw 4 of her 6 games above her incoming average.

Competing in the Cadet Girls Championship were: Crystal Knighten (AL 6-0 30.00%, Za'kihay Arbogast (KS 2-4 5.00%), Mackenzie Rasmussen (MN 1-5 3.33%)

Derek Reynolds (AR) ended with a 7-0 record with 81.67% ringers, which was 22% above the second place finisher. His closest match came against Tyler Harris (AL) 40-26. Derek pitched a 90.38% and 95.83% game against Brady Fox (MO) and Leon Wolken (MO), respectively. There were no other pitchers who pitched 90% games in this division. Hastiin Begaye (CA) actually had the second highest overall average, but was defeated by Leon Wolken with a 70.37% to Hastiin's 66.67% that game. Hastiin pitched strong games against Caiden Hogue (OH) with 81.25% and Tyler Harris (AL) with 83.33%.

Competing in the Junior Boys Championship were: Derek Reynolds (AR 7-0 81.67%), Leon Wolken (MO 6-1 59.72%), Hastiin Begaye (CA 5-2 72.73%), Tyler Harris (AL 4-3 60.22%), Caiden Hogue (OH 3-4 49.07%), Isaac Nelson Jr. (TX 2-5 55.74%), Brady Fox (MO 1-6 50.00%), Dillon Kyle (CA 0-7 31.68%)

Kalie Trujillo (NM) won all 5 of her matches to finish 5-0 with a 52.72%, which was 12% above the second place finisher. Her strongest game came against Kayla Julander (UT) with a 68.18%, which was the only 60+% game pitched in the division.

Competing in the Junior Girls Championship were: Kalie Trujillo (NM 5-0 52.72%), Sadie Wolken (MO 4-1 40.27%), Lizy Jordan (CT 3-2 43.81%), Lillyan Kildahl (WI 2-3 32.06%), Ashlyn Luster (TX 1-4 28.88%), Kayla Julander (UT 0-5 25.24%)

Men's Champions



Men Champion Thursday, Jul 21 2022 2:00 PM (Rank: W/L - Rgr% - H2H - OvrAvg)

Pos	Name	Entry Avg	St	Won	Lost	Pts	Rgrs	Sh	R%
1.	Alan Francis	89.00	OH	15	0	622	658	774	85.01
2.	Drew Becker	73.00	ON	14	1	596	629	804	78.23
3.	Matt Fuller	62.83	WA	11	4	540	678	938	72.28
4.	Gale Greene	69.83	VT	11	4	530	549	828	66.30
5.	Dan Watson	69.67	AL	9	6	531	638	892	71.52
6.	Gary Bearpaw	71.33	OK	8	7	488	618	900	68.67
7.	Ben Webb	68.17	KY	8	7	499	538	800	67.25
8.	Cole Pearson	61.83	NE	8	7	489	556	840	66.19
9.	Jimmy Campbell	59.00	VA	7	8	465	479	772	62.05
10.	Austin Bailey	67.83	IL	6	9	468	565	842	67.10
11.	Michael Bowman	60.17	MO	6	9	457	528	840	62.86
12.	Jerry Dean	62.00	MD	4	11	469	529	848	62.38
13.	Randy Smith Jr	57.17	CT	4	11	421	516	876	58.90
14.	Jeff Finke	59.17	TX	4	11	353	404	718	56.27
15.	Bobby Bartell	57.50	CA	3	12	392	442	802	55.11
16.	Channing Herrell	62.01	MD	2	13	109	130	222	58.56

The men's championship class continues to be dominated by Alan Francis, who completed his sweep of the men's class bringing his total World Horseshoe Championships to 26. He dominated the class with an 85.01% pitched in the Championship class. Drew Becker, from Ontario Canada was in hot pursuit of him, but fell 41-17 in the final game of the Men's Championship, providing Drew his first loss. Drew pitched well, with an 82.69% game, but Alan stepped up his game to pitch his highest game in the Championship...against Drew. Gary Bearpaw (OK) scored the most points in the Championship against Francis, losing 42-19.

Drew did pitch the highest game of the Men's Championship with 91.18% against Jimmy Campbell in his second game, but unfortunately couldn't maintain that high percentage throughout the remainder of the tournament.

Not far behind Francis and Becker was Matt Fuller (WA) and Gale Greene (VT), who both ended the tournament with an 11-4 record. Matt's high game came against Channing Herrell with 86.67% and Gale Greene, who at 81 years old is the oldest pitcher still pitching at the regulation distance of 37 feet. Greene's high game came against Austin Bailey, where he pitched 37 ringers out of 46 shoes to end with 80.43% and a tournament average of 66.30%. Impressive for anyone, but particularly impressive for someone who has pitched for 53 years. Matt finished with 72.28% for the tournament as well, putting him in 3rd place overall.

Participating in the Championship class were: Alan Francis (OH 15-0 85.01%), Drew Becker (ON 14-1 78.23%), Matt Fuller (WA 11-4 72.28%), Gale Greene (VT 11-4 66.30%) Dan Watson (AL 9-6 71.52%), Gary Bearpaw (OK 8-7 68.67%), Ben Webb (KY 8-7 67.25%), Cole Pearson (NE 8-7 61.83%), Jimmy Campbell (VA 7-8 59.00%), Austin Bailey (IL 6-9 67.83%), Michael Bowman (MO 6-9 60.17%), Jerry Dean (MD 4-11 62.00%), Randy Smith Jr. (CT 4-11 57.17%), Jeff Finke (TX 4-11 59.17%), Bobby Bartell (CA 3-12 57.50%), and Channing Herrell (MD 2-13 62.01%).



Women's Champions



Women Champion **Thursday, Jul 21 2022 2:00 PM** (Rank: W/L - Rgr% - H2H - OvrAvg)

Pos	Name	Entry Avg	St	Won	Lost	Pts	Rgrs	Sh	R%
1.	Sarah Chaffee	85.33	WI	15	0	622	806	932	86.48
2.	Maxine Griffith	79.18	TN	12	3	565	792	1006	78.73
3.	Sylvianne Moisan	77.00	PQ	11	4	543	732	938	78.04
4.	Doris Hieden	76.17	TX	10	5	555	832	1070	77.76
5.	Skyla Rioux	79.19	CT	10	5	511	680	886	76.75
6.	Penny Steinke	74.67	WI	10	5	563	707	944	74.89
7.	Theresa Howe	79.17	MA	9	6	502	577	790	73.04
8.	Shalee Cason	76.18	FL	8	7	522	730	964	75.73
9.	Aleena Lepak	72.67	WI	8	7	486	587	844	69.55
10.	Lyne Pineault	65.33	PQ	7	8	467	567	860	65.93
11.	Marlene Ray	77.50	TN	6	9	464	700	942	74.31
12.	Amy Francis	60.00	OH	5	10	401	656	932	70.39
13.	April Campbell	68.17	VA	3	12	376	567	868	65.32
14.	Karen Graham	61.67	NY	3	12	359	530	828	64.01
15.	Pam Meyer	60.50	MO	2	13	407	562	850	66.12
16.	Kelly Glidewell	66.17	VA	1	14	244	449	730	61.51

Women's newcomer from the Junior Division was Sarah Chaffee, who averaged the highest ringer percentage than anyone competing in the World tournament in any division at 86.48%. Sarah missed a perfect game in her first match of the Championship class against Amy Francis (OH), pitching 29 ringers in 30 shoes for a 96.67%, winning that match 40-0. She ended with 3 games over 90% pitching 92.68% against Shalee Cason (FL) and 93.90% vs. Marlene Ray (TN). Overall, she finished with a 15-0 record, giving her the Women's Championship in her first year competing in the Women's Division. Penny Steinke (WI) pitched 80.30% for a 42-30 finish against Chaffee, and Maxine Griffith pitched an 80.23 game for a 40-28 finish...with those two competitors providing the closest games for Sarah in the Championship class this year. Sarah averaged the highest of any competitors in the preliminary round with 85.33% and 4-90+% games missing 100% twice by one ringer, but lost to Theresa Howe (MA—who captured first in the prelims), and to Shalee Cason (FL) and tied Maxine Griffith (TN). Theresa Howe captured first place in the preliminary round leading up to the Championship class.

Maxine Griffith (TN) finished 2nd with a 12-3 record and a 78.73% ringer percentage with a high game against her sister Marlene Ray (TN) of 89.77%.

Pitching 90% games in the Women's Championship was another newcomer to the Women's Division, Skyla Rioux (CT) who pitched a 92.86% game against Shalee Cason and Theresa Howe (MA) with a 92.31% game vs Kelly Glidewell.

Pitching in the Championship class were: Sarah Chafee (WI 15-0 86.48%), Maxine Griffith (TN 12-3 78.73%) Sylvianne Moisan (PQ 11-4 78.04%), Doris Hieden (TX 10-5 77.76%), Skyla Rioux (CT 10-5 76.75%), Penny Steinke (WI 10-5 74.89%), Theresa Howe (MA 9-6 73.04%), Shalee Cason (FL 8-7 75.73%), Aleena Lepak (WI 8-7 69.55%), Lyne Pineault (PQ 7-8 65.93%), Marlene Ray (TN 6-9 74.31%), Amy Francis (OH 5-10 70.39%), April Campbell (VA 3-12 65.32%), Karen Graham (NY 3-12 64.01%), Pam Meyer (MO 2-13 66.12%), Kelly Glidewell (VA 1-14 61.51%)



Senior Men's Champions



Sr. Men Champion Thursday, Jul 21 2022 9:00 AM (Rank: W/L - Rgr% - H2H - OvrAvg)

Pos	Name	Entry Avg	St	Won	Lost	Pts	Rgrs	Sh	R%
1.	Rick Howe	69.50	MA	10	1	444	358	492	72.76
2.	James Dunlap	65.50	MI	9	2	415	320	490	65.31
3.	Raymond Bedard	67.83	MA	9	2	403	299	500	59.80
4.	Walter Ray Williams Jr	71.67	FL	8	3	397	326	478	68.20
5.	Brian Simmons	70.33	VT	6	5	246	202	330	61.21
6.	Gary Roberts	57.50	OH	6	5	385	390	654	59.63
7.	Jacob Fimbres	58.50	AZ	5	6	361	319	558	57.17
8.	Ken Jones	52.83	NM	4	7	317	297	558	53.23
9.	David Mallory	50.67	OK	4	7	304	265	518	51.16
10.	Bob Cadwallader	43.00	AR	2	9	263	271	566	47.88
11.	Dennis Wilson	46.33	PA	2	9	245	215	486	44.24
12.	Dan Molineaux	46.67	RI	1	10	222	205	500	41.00

Winning the Sr. Men's Championship this year was Rick Howe (MA) with a 10-1 record pitching 72.76%. Rick pitched his last three games of the Championship with 83.33% over Brian Simmons (VT), 80.00% over Walter Ray Williams Jr. (FL), and 82.35% over Jacob Fimbres (AZ) to provide a strong finish and keep him in first place by one game over James Dunlap (MI) and Raymond Bedard (MA), who both finished at 9-2. Those three games were the only games above 80% pitched in the Sr. Men's Championship this year. Rick had fished third in the preliminary round to Walter Ray Williams Jr. (FL), but was able to win the Championship behind great pitching.

With the second highest average in the Championship round, Walter Ray Williams Jr. (FL) couldn't quite match his 71.67% preliminary ringer percentage and lost to David Mallory (OK), James Dunlap (MI), and Rick Howe (MA) for his 3 losses in the Championship.

Other strong performances in the Sr. Men's Championship came from Rick Howe (MA 8 games 70%+), James Dunlap (MI 3 games 70%+), Raymond Bedard (MA 1 game 70%+), Walter Ray Williams Jr. (FL 5 games 70%+), Brian Simmons (VT 1 game 70%+), Gary Roberts (OH 1 game 70%+)

Participating in the Sr. Men's Championship Class were: Rick Howe (MA 10-1 72.76%), James Dunlap (MI 9-2 65.31%), Raymond Bedard (MA 9-2 59.80%), Walter Ray Williams Jr. (FL 8-3 68.20%), Brian Simmons (VT 6-5 61.21%), Gary Roberts (OH 6-5 59.63%), Jacob Fimbres (AZ 5-6 57.17%), Ken Jones (NM 4-7 53.23%), David Mallory (OK 4-7 51.16%), Bob Cadwallader (AR 2-9 47.88%), Dennis Wilson (PA 2-9 44.24%), Dan Molineaux (RI 1-10 41.00%)



Senior Women's Champions



Sr. Women Champ **Thursday, Jul 21 2022 9:00 AM** (Rank: W/L - Rgr% - H2H - OvrAvg)

<u>Pos</u>	<u>Name</u>	<u>Entry Avg</u>	<u>St</u>	<u>Won</u>	<u>Lost</u>	<u>Pts</u>	<u>Rgrs</u>	<u>Sh</u>	<u>R%</u>
1.	Sheila Shepard	67.33	CO	7	0	285	198	308	64.29
2.	San Juanita Murray	51.50	TX	6	1	280	197	328	60.06
3.	Linda Aurell	46.00	CT	4	3	220	156	310	50.32
4.	Denise Hays	47.00	MO	4	3	213	137	304	45.07
5.	Diane Luiz	44.17	CA	4	3	193	130	296	43.92
6.	Linda Roach	51.51	FL	2	5	231	133	308	43.18
7.	Cindy Castellano	39.67	WI	1	6	139	109	314	34.71
8.	Jan Knaub	35.33	CO	0	7	123	107	300	35.67

Capturing her 9th World Championship title, Sheila Shepard (CO) swept the Sr. Women's Championship class with a 7-0 record pitching 64.29% for the tournament. Her high game came against Diane Luiz (CA) with an 80% game, the only 80+% game pitched in the Sr. Women's Championship this year. There were, in fact an additional 4-70+% games pitched as well with 3 of them coming from Sheila Shepard against Jan Knaub (CO), Linda Aurell (CT), and Denise Haye (MO) and the other one coming from San Juanita Murray against Diane Luiz. Sheila's last game of the tournament was a key win for her against Linda Roach with a narrow 40-39 win and Sheila pitching only 41.07%.

San Juanita Murray finished close behind with a 6-1 record, with her only loss to Sheila Shepard (CO) 28-40. She finished close behind Sheila with 60.06% for the tournament.

Competing in the Senior Women's Championship were: Sheila Shepard (CO 7-0 64.29%), San Juanita Murray (TX 6-1 60.06%), Linda Aurell (CT 4-3 50.32%), Denise Haye (MO 4-3 45.07%), Diane Luiz (CA 4-3 43.92%), Linda Roach (FL 2-5 43.18%), Cindy Castellano (WI 1-6 34.71%), Jan Knaub (CO 0-7 35.67%)



Elder's Champions



Elders Champion Thursday, Jul 21 2022 9:00 AM (Rank: W/L - Rgr% - H2H - OvrAvg)

Pos	Name	Entry Avg	St	Won	Lost	Pts	Rgrs	Sh	R%
1.	Bob Gray	73.50	FL	15	1	664	622	814	76.41
2.	David Holmes	82.00	WV	14	2	615	611	786	77.74
3.	Roger Vogel	67.50	KS	10	5	502	465	750	62.00
4.	Zane Goggin	72.51	GA	9	6	415	404	566	71.38
5.	Ronald LeGrand	70.83	MO	9	6	577	584	856	68.22
6.	Russ Phillips	63.87	WA	9	6	517	557	852	65.38
7.	Bert Logsdon	72.50	IA	8	7	534	543	812	66.87
8.	Danny Patterson	67.67	TX	8	7	506	535	830	64.46
9.	Marcus Rice	65.17	WV	7	8	485	540	846	63.83
10.	Roy Dugger	61.50	OH	6	9	466	482	778	61.95
11.	Don Gillette	58.33	MO	6	9	444	455	782	58.18
12.	Jim Ellison	60.00	AL	6	9	429	414	728	56.87
13.	Bob McCauley	58.50	BC	6	9	473	423	744	56.85
14.	Jerry Wingfield	66.33	GA	4	11	377	481	794	60.58
15.	Tom Routh	67.00	TX	3	12	403	429	772	55.57
16.	Delbert Fourman	58.00	OH	1	14	324	361	684	52.78

Edging out his competition with a very strong finish, Bob Gray defeated David Holmes in a playoff, which was one of his 6-80+% games in a row. He pitched 86% against Ronald LeGrand (MO), 80.56% against Tom Routh (TX), 84.62% vs Zane Goggin (GA), 82.69% vs Bert Logsdon (IA), 80.77% against David Holmes (WV) the first time and 80.88% in the playoff. It was his 6 80+% games of the tournament. David didn't pitch a bad tournament for sure...he had 9 80+% games himself and finished overall with a higher ringer percentage than Bob 77.74% vs 76.41%, but it all evened itself out in the competition and the playoff. Ron LeGrand (MO) and Bert Logsdon (IA) had the only other 80% games. Rounding out the top 3, was Roger Vogel (KS) with a 10-5 record and 62.00% ringer percentage.

Competing in the Elders Championship were: Bob Gray (FL 15-1 76.41%), David Holmes (WV 14-2 77.74%), Roger Vogel (KS 10-5 62.00%), Zane Goggin (GA 9-6 71.38%), Ronald LeGrand (MO 9-6 68.22%), Russ Phillips (WA 9-6 65.38%), Bert Logsdon (IA 8-7 66.87%), Danny Patterson (TX 8-7 64.46%), Marcus Rice (WV 7-8 63.83%), Roy Dugger (OH, 6-9 61.95%), Don Gillette (MO 6-9 58.18%), Jim Ellison (AL 6-9 56.87%), Bob McCauley (BC 6-9 56.85%), Jerry Wingfield (GA 4-11 60.58%), Tom Routh (TX 3-12 55.57%), Delbert Fourman (OH 1-14 52.78%).



Class Results



Cadet A Thursday, Jul 14 2022 5:30 PM (Rank: W/L - Rgr% - H2H - OvrAvg)

Pos	Name	Entry Avg	St	Won	Lost	Pts	Rgrs	Sh	R%
1.	Eli Sullivan	64.69	VA	10	0	556	247	400	61.75
2.	Ethan Knighten	25.74	AL	5	5	226	112	400	28.00
3.	Preston Beusch	25.97	TX	4.5	5.5	229	123	400	30.75
4.	Adakai Begaye	40.38	CA	3.5	6.5	202	102	400	25.50
5.	Crystal Knighten	25.67	AL	3.5	6.5	206	102	400	25.50
6.	Conner Kildahl	27.82	WI	3.5	6.5	185	78	400	19.50



Cadet B Thursday, Jul 14 2022 5:30 PM (Rank: W/L - Rgr% - H2H - OvrAvg)

Pos	Name	Entry Avg	St	Won	Lost	Pts	Rgrs	Sh	R%
1.	Bentley Arbogast	17.86	KS	9	2	304	90	440	20.45
2.	Lucas Rasmussen	10.00	MN	9	3	322	72	480	15.00
3.	Turner Luster	5.94	TX	8	3	213	51	440	11.59
4.	Mackenzie Rasmussen	6.25	MN	4	6	132	22	400	5.50
5.	Za'kiyah Arbogast	2.25	KS	2	8	83	15	400	3.75



Class Results



Junior A Thursday, Jul 14 2022 5:30 PM (Rank: W/L - Rgr% - H2H - OvrAvg)

Pos	Name	Entry Avg	St	Won	Lost	Pts	Rgrs	Sh	R%
1.	Derek Reynolds	55.70	AR	8	1	355	275	360	76.39
2.	Hastin Begaye	64.00	CA	7	2	310	256	360	71.11
3.	Leon Wolken	57.57	MO	7	2	273	240	360	66.67
4.	Isaac Nelson JR.	54.40	TX	6	3	245	216	360	60.00
5.	Brady Fox	65.99	MO	5	4	229	200	360	55.56
6.	Tyler Harris	63.33	AL	4	5	227	206	360	57.22
7.	Kalie Trujillo	52.41	NM	4	5	237	200	360	55.56
8.	Lizy Jordan	46.49	CT	3	6	197	182	360	50.56
9.	Walker Forrester	72.81	OK	0	9	0	0	0	0.00



Junior B Thursday, Jul 14 2022 5:30 PM (Rank: W/L - Rgr% - H2H - OvrAvg)

Pos	Name	Entry Avg	St	Won	Lost	Pts	Rgrs	Sh	R%
1.	Caiden Hogue	39.95	OH	9	0	371	187	360	51.94
2.	Dillon Kyle	38.48	CA	7	2	274	142	360	39.44
3.	Sadie Wolken	37.58	MO	6	3	248	125	360	34.72
4.	Warren Highley	35.15	MO	5	4	264	128	360	35.56
5.	Cameron Hogue	23.97	OH	5	4	228	124	360	34.44
6.	Zack Grzembski	38.86	MA	5	4	214	114	360	31.67
7.	David Pierce	25.62	CT	4	5	193	88	360	24.44
8.	Ashlyn Luster	22.89	TX	3	6	176	99	360	27.50
9.	Kayla Julander	30.00	UT	1	8	130	67	360	18.61



Junior C Thursday, Jul 14 2022 5:30 PM (Rank: W/L - Rgr% - H2H - OvrAvg)

Pos	Name	Entry Avg	St	Won	Lost	Pts	Rgrs	Sh	R%
1.	Lillyan Kildahl	22.72	WI	9	1	359	120	400	30.00
2.	Isaac Rasmussen	4.00	MN	8	2	284	86	400	21.50
3.	Blake Hauge	16.67	AL	7	3	277	101	400	25.25
4.	Owen Barbour	8.94	PA	3	7	136	40	400	10.00
5.	Wyatt Popham	11.88	TX	2	8	166	44	400	11.00
6.	Keaton Luster	4.58	TX	1	9	73	16	400	4.00

Class Results



Men A1 Monday, Jul 18 2022 12:00 AM (Rank: W/L - Rgr% - H2H - OvrAvg)

Pos	Name	Entry Avg	St	Won	Lost	Pts	Rgrs	Sh	R%
1.	Alan Francis	87.10	OH	15	0	569	534	600	89.00
2.	Drew Becker	67.78	ON	13	2	496	438	600	73.00
3.	Gary Bearpaw	74.57	OK	11.5	3.5	448	428	600	71.33
4.	Gale Greene	68.91	VT	11	4	437	419	600	69.83
5.	Ben Webb	76.00	KY	11	4	378	409	600	68.17
6.	Dan Watson	76.65	AL	10	5	373	418	600	69.67
7.	Jerry Dean	63.19	MD	7.5	7.5	357	372	600	62.00
8.	Matt Fuller	68.41	WA	7	8	357	377	600	62.83
9.	Cole Pearson	66.80	NE	7	8	378	371	600	61.83
10.	Austin Bailey	73.55	IL	6.5	8.5	353	407	600	67.83
11.	Channing Herrell	61.66	MD	6	9	381	372	600	62.00
12.	Randy Smith Jr	66.19	CT	5	10	367	343	600	57.17
13.	Michael Bowman	68.11	MO	4	11	297	361	600	60.17
14.	Joseph Smith	65.02	IA	3	12	237	308	600	51.33
15.	Stan Griggs	64.60	MO	1.5	13.5	180	241	400	60.25
16.	Gary S Wood	63.99	OK	1	14	249	257	600	42.83



Men A2 Monday, Jul 18 2022 11:00 AM (Rank: W/L - Rgr% - H2H - OvrAvg)

Pos	Name	Entry Avg	St	Won	Lost	Pts	Rgrs	Sh	R%
1.	Jimmy Campbell	58.34	VA	13	2	487	354	600	59.00
2.	Bobby Bartell	55.88	CA	12	3	536	345	600	57.50
3.	Jeff Finke	57.52	TX	11	4	472	355	600	59.17
4.	Foster Kenton Jr.	59.38	NV	11	4	531	326	600	54.33
5.	Darryl Miller	55.68	OH	10	5	460	329	600	54.83
6.	Don Davis	58.38	WA	10	5	430	318	600	53.00
7.	Dave M Rioux Jr	58.43	CT	9.5	5.5	456	311	600	51.83
8.	Rodney Crow	55.54	TX	8	7	474	336	600	56.00
9.	Randy Hankins	57.33	KY	7.5	7.5	440	284	600	47.33
10.	Dalton Rakestraw	57.53	IL	7	8	360	275	600	45.83
11.	Ken Heinritz	56.76	WI	5	10	272	198	400	49.50
12.	Mark Smith	58.85	MN	5	10	319	268	600	44.67
13.	Ed Posey	57.12	TX	4	11	309	240	600	40.00
14.	Cody Ashmore	55.00	TX	4	11	280	214	600	35.67
15.	David Holliday	49.87	PA	3	12	245	202	600	33.67
16.	Josh Olson	58.22	MN	0	15	0	0	0	0.00

National Horseshoe Pitchers Association

NHPA Hall of Fame and Museum

'Honoring and Showcasing the History of Horseshoe Pitching'



Contributions can be sent to:

NHPF

100 Bluestem Way

Wentzville, MO 63385.

To learn more go to: <https://nhpf.info/>

Class Results



Men B1 Monday, Jul 18 2022 11:00 AM (Rank: W/L - Rgr% - H2H - OvrAvg)

Pos	Name	Entry Avg	St	Won	Lost	Pts	Rgrs	Sh	R%
1.	Quincy Johnson	48.68	MI	12	3	494	278	600	46.33
2.	Joie Welker	46.35	MO	10.5	4.5	451	260	600	43.33
3.	Glenn Burton	40.71	OK	10.5	4.5	523	258	600	43.00
4.	Joe Mueller	48.52	MN	10.5	4.5	444	243	600	40.50
5.	Stacey Trujillo	43.95	NM	10.5	4.5	468	234	600	39.00
6.	John Jr Grayson	45.97	OK	8.5	6.5	408	233	600	38.83
7.	Dale Marteney	46.09	GA	8.5	6.5	443	229	600	38.17
8.	Nick Thompson	42.67	OK	8.5	6.5	414	224	600	37.33
9.	Roy Brockman	49.29	AR	8	7	460	258	600	43.00
10.	Johnny Sorge	45.82	TX	7.5	7.5	410	247	600	41.17
11.	Rusty Walker	40.81	OK	7	8	392	233	600	38.83
12.	Joseph Cisneros	40.45	KS	6.5	8.5	397	199	600	33.17
13.	Omer Howard	41.29	KY	4	11	339	181	600	30.17
14.	Dennis Withrow	45.68	TX	3.5	11.5	320	172	600	28.67
15.	Ron Highley	41.98	MO	3	12	296	191	600	31.83
16.	Paul Highlander	46.88	NC	1	14	201	75	600	12.50



Men B2 Monday, Jul 18 2022 11:00 AM (Rank: W/L - Rgr% - H2H - OvrAvg)

Pos	Name	Entry Avg	St	Won	Lost	Pts	Rgrs	Sh	R%
1.	Pete Ploss	40.39	MO	14	1	572	254	600	42.33
2.	Michael Mings	39.59	OK	11.5	3.5	504	240	600	40.00
3.	Sam Marquez	39.91	NJ	10.5	4.5	412	216	600	36.00
4.	Jacob Trujillo	38.33	NM	10	5	428	224	600	37.33
5.	Phillip Contreras	39.45	NM	9.5	5.5	437	216	600	36.00
6.	Jeff Coile	36.58	GA	9	6	414	194	600	32.33
7.	Jay Ray	38.28	TX	9	6	376	174	600	29.00
8.	Dustin Duerr	36.39	WI	8	7	402	213	600	35.50
9.	Wayne Lockhart	40.00	CA	7	8	382	195	600	32.50
10.	Mark Burns	37.38	FL	7	8	377	183	600	30.50
11.	Dan Hiatt	36.35	KS	6.5	8.5	382	203	600	33.83
12.	Gilbert Hernandez	37.43	TX	6	9	378	195	600	32.50
13.	Matt Harris	36.29	AL	6	9	336	174	600	29.00
14.	Mike Young	37.19	MO	4	11	337	150	600	25.00
15.	Richard Lindsey	36.25	TX	2	13	300	153	600	25.50
16.	Randy Taylor	38.00	CA	0	15	190	106	600	17.67



Men C1 Thursday, Jul 14 2022 11:00 AM (Rank: W/L - Rgr% - H2H - OvrAvg)

Pos	Name	Entry Avg	St	Won	Lost	Pts	Rgrs	Sh	R%
1.	Danny Kyle	32.69	CA	12.5	2.5	436	204	600	34.00
2.	Bunky Impson	34.89	OK	12	3	552	262	600	43.67
3.	Mike Deer	35.83	OK	9.5	5.5	417	170	600	28.33
4.	Jim McElveen	33.06	GA	9	6	419	174	600	29.00
5.	Allen Layman	35.44	TX	9	6	376	170	600	28.33
6.	Paul Machado	35.75	CA	8	7	388	191	600	31.83
7.	Ralph New	35.16	MO	8	7	372	176	600	29.33
8.	Kevin Thomas	33.95	GA	8	7	358	173	600	28.83
9.	Isaac Nelson	35.28	TX	8	7	372	163	600	27.17
10.	Jason Garrettson	32.77	CO	8	7	363	141	600	23.50
11.	Tom Pritchett	35.21	TX	6	9	333	148	600	24.67
12.	Johnny Buhman	35.29	MD	6	9	292	130	600	21.67
13.	Doug Singer	32.88	OH	6	9	301	127	600	21.17
14.	Maximilian Riepl	35.00	US	5	10	325	152	600	25.33
15.	Delano Hamrick	34.24	VA	5	10	319	142	600	23.67
16.	Ken Chastain	34.57	CA	0	15	0	0	0	0.00

Class Results



Men C2 Thursday, Jul 14 2022 11:00 AM (Rank: W/L - Rgr% - H2H - OvrAvg)

Pos	Name	Entry Avg	St	Won	Lost	Pts	Rgrs	Sh	R%
1.	Ronnie Miller	30.47	GA	12	3	454	191	600	31.83
2.	Chuck Duymich	31.16	FL	11	4	436	197	600	32.83
3.	Brandon Huckaby	31.64	TX	11	4	393	178	600	29.67
4.	Sean Smith	31.00	TX	9	6	411	202	600	33.67
5.	Tony Hurley	30.15	PA	9	6	417	188	600	31.33
6.	Marvin Price	32.65	DE	9	6	396	186	600	31.00
7.	Mike GrandPre	30.40	KS	9	6	401	160	600	26.67
8.	Derek McDonald	32.46	VT	8	7	386	171	600	28.50
9.	Tim Pew	32.09	IA	8	7	373	151	600	25.17
10.	Marcus Waters	32.43	GA	7.5	7.5	396	169	600	28.17
11.	Kelsey Klundt	31.57	MT	6.5	8.5	446	201	600	33.50
12.	Jim Stromberg	30.58	NE	6.5	8.5	373	155	600	25.83
13.	Robert Flanagan	30.14	FL	6	9	324	150	600	25.00
14.	Kasey Dilger	31.61	NV	5	10	349	168	600	28.00
15.	Mark Wilkewitz	32.04	MO	1.5	13.5	219	92	400	23.00
16.	Stan Kulas	30.10	CT	1	14	293	146	600	24.33



Men D1 Thursday, Jul 14 2022 11:00 AM (Rank: W/L - Rgr% - H2H - OvrAvg)

Pos	Name	Entry Avg	St	Won	Lost	Pts	Rgrs	Sh	R%
1.	Jeffrey Woodcock	28.63	VT	11.5	1.5	391	149	520	28.65
2.	Kyle Beusch	28.44	TX	9	4	356	139	520	26.73
3.	Chuck Hunter	29.70	TX	8	5	328	145	520	27.88
4.	Micheal York	29.39	TX	8	5	338	143	520	27.50
5.	Barry Gentle	30.03	WA	8	5	320	139	520	26.73
6.	Steve Larson	29.02	CO	8	5	332	138	520	26.54
7.	Rich Bialek	28.21	MN	8	5	338	114	520	21.92
8.	Brad Turnbull	30.01	AR	7	6	300	153	520	29.42
9.	Alan Gauger	29.69	TN	7	6	334	140	520	26.92
10.	Alvin Agcöpra	28.82	KS	6.5	6.5	372	136	520	26.15
11.	Junior McCowin	28.59	LA	6	7	257	103	520	19.81
12.	James Lazarus	29.22	IL	2	11	205	89	520	17.12
13.	Michael Exner	28.55	GA	2	11	228	81	520	15.58
14.	Patrick LaBarge	29.32	WI	0	13	0	0	0	0.00



Men D2 Thursday, Jul 14 2022 11:00 AM (Rank: W/L - Rgr% - H2H - OvrAvg)

Pos	Name	Entry Avg	St	Won	Lost	Pts	Rgrs	Sh	R%
1.	Dean Fleming	28.17	VA	13	3	558	183	640	28.59
2.	Jon Martin	27.98	WA	12	4	494	167	640	26.09
3.	Dione Byrd	27.88	OK	10	5	423	164	600	27.33
4.	Mack Thibodeaux	28.10	LA	9	6	408	163	600	27.17
5.	Robert Jackson	26.38	KS	9	6	434	153	600	25.50
6.	Tom Garstka	27.75	PA	9	6	412	149	600	24.83
7.	Gary Mitchell	26.43	FL	9	6	420	145	600	24.17
8.	Stan Bialek	26.42	MN	8	7	406	150	600	25.00
9.	Randy Giroir	28.20	LA	8	7	310	111	600	18.50
10.	Curtiss McClure	27.81	CT	7	8	329	124	600	20.67
11.	Jerel Flora	27.71	OK	6	9	329	132	600	22.00
12.	Buddy Lampkin	26.42	KY	5.5	9.5	357	153	600	25.50
13.	Chris Doty	27.95	TX	5	10	328	120	600	20.00
14.	Patrick Duncan	26.71	CO	4.5	10.5	291	89	600	14.83
15.	Merle Glidewell	26.32	VA	3	12	287	108	600	18.00
16.	Even Sullivan	27.24	VA	3	12	283	101	600	16.83

Class Results



Men E1 Monday, Jul 11 2022 8:00 AM (Rank: W/L - Rgr% - H2H - OvrAvg)

Pos	Name	Entry Avg	St	Won	Lost	Pts	Rgrs	Sh	R%
1.	Rob Hettinga	23.68	OR	11.5	3.5	373	135	600	22.50
2.	Steve Fuhrmann	25.24	TX	11	4	404	162	600	27.00
3.	Clarence W. Lassiter Jr	25.01	NC	10.5	4.5	388	136	600	22.67
4.	Jesse Gentry	25.89	KY	9	6	366	140	600	23.33
5.	Ray Sr Pierce	23.50	MN	9	6	338	124	600	20.67
6.	Rich Grzembski	24.66	MA	9	6	359	114	600	19.00
7.	Steve Bolling	25.00	TX	8	7	332	116	600	19.33
8.	David Sullivan	23.80	MO	8	7	321	99	600	16.50
9.	Robin Constance	23.23	MN	8	7	315	92	600	15.33
10.	Randal Light	23.78	AL	7	8	353	119	600	19.83
11.	Mark Morfin	24.41	NV	7	8	312	107	600	17.83
12.	Chad Smith	23.82	TX	6	9	310	111	600	18.50
13.	Zach Brown	23.86	TX	6	9	231	84	600	14.00
14.	Bob Hembrock	24.94	MO	5	10	284	101	600	16.83
15.	Blaine Scott	24.63	UT	5	10	299	74	600	12.33
16.	Joshua Vigil	24.50	CO	0	15	0	0	0	0.00



Men E2 Monday, Jul 11 2022 8:00 AM (Rank: W/L - Rgr% - H2H - OvrAvg)

Pos	Name	Entry Avg	St	Won	Lost	Pts	Rgrs	Sh	R%
1.	Thomas Truck Daniels	21.46	OK	13	2	414	116	600	19.33
2.	Michael Gillespie	21.25	MO	12	3	459	152	600	25.33
3.	David Genet	22.63	IN	12	3	408	115	600	19.17
4.	Larry Lewis	21.67	WA	11.5	3.5	330	88	600	14.67
5.	Richard Roesch	22.34	OH	11	4	428	131	600	21.83
6.	Gary Horton	21.69	TX	10	5	410	138	600	23.00
7.	Louis Cataldi	21.91	NJ	9	6	317	99	600	16.50
8.	Buzz Langston	21.47	TX	9	6	304	93	600	15.50
9.	Terry Johnston	20.79	KS	8	7	325	107	600	17.83
10.	Danny Allen	22.92	LA	7	8	285	113	600	18.83
11.	Steven Schmidt	23.10	TX	6	9	327	123	600	20.50
12.	Scott Goodwin	20.77	NE	4.5	10.5	224	73	600	12.17
13.	Skyler Newton	20.92	TX	3	12	213	71	600	11.83
14.	David Knox	22.50	OK	3	12	220	35	600	5.83
15.	John Phelps	22.09	TX	1	14	174	38	600	6.33



Men F1 Monday, Jul 11 2022 8:00 AM (Rank: W/L - Rgr% - H2H - OvrAvg)

Pos	Name	Entry Avg	St	Won	Lost	Pts	Rgrs	Sh	R%
1.	Jeff Lawrence	19.91	MN	12	1	347	93	520	17.88
2.	Tim Metz	18.23	IN	10	3	366	112	520	21.54
3.	Bryan Kunze	19.41	TX	9	4	305	91	520	17.50
4.	Justin Meeks	19.42	OK	9	4	356	90	520	17.31
5.	Thomas Shannon	19.31	OK	8	5	373	119	520	22.88
6.	Dave Smullen	18.78	CA	8	5	311	93	520	17.88
7.	John Chapman	18.77	CA	7	6	258	73	520	14.04
8.	Matthew Murray	18.38	OK	7	6	248	72	520	13.85
9.	Ben Buhler	18.64	TX	6	7	296	112	520	21.54
10.	Mitchell Jones	19.29	VA	4	9	181	59	520	11.35
11.	Dan Reinke	19.38	OH	4	9	255	55	520	10.58
12.	Noah Gabel	19.30	ND	3	10	223	80	520	15.38
13.	Jim Haley	19.64	GA	2	11	239	62	520	11.92
14.	Dale Phelps	19.22	TX	2	11	197	51	520	9.81

Class Results



Men F2 Monday, Jul 11 2022 8:00 AM (Rank: W/L - Rgr% - H2H - OvrAvg)

Pos	Name	Entry Avg	St	Won	Lost	Pts	Rgrs	Sh	R%
1.	Artie McMullen	18.04	LA	14	1	467	126	600	21.00
2.	Dennis Simler	16.76	IL	12	3	397	104	600	17.33
3.	Tony Ritchey	16.71	TX	11	4	331	102	600	17.00
4.	John DeMello Jr	17.33	WA	10.5	4.5	361	114	600	19.00
5.	Jeremy LaPan	16.67	VT	10	5	294	75	600	12.50
6.	Daren Chambers	16.90	TX	9	6	354	100	600	16.67
7.	Gary Walters	16.63	PA	9	6	317	71	600	11.83
8.	Mike Moseley	17.58	AR	7.5	7.5	297	87	600	14.50
9.	Paul Definis	15.93	PA	7	8	301	90	600	15.00
10.	Chase Smith	16.23	TX	6	9	257	64	600	10.67
11.	William Pitts	16.62	AL	6	9	253	61	600	10.17
12.	Randy Jackson	15.42	OK	5.5	9.5	197	64	600	10.67
13.	Bob Walters	17.89	PA	5.5	9.5	248	64	600	10.67
14.	Mark Neubauer	15.54	MO	4	11	226	59	600	9.83
15.	Larry Nysveen	16.25	SC	3	12	156	48	600	8.00



Men G1 Monday, Jul 11 2022 11:00 AM (Rank: W/L - Rgr% - H2H - OvrAvg)

Pos	Name	Entry Avg	St	Won	Lost	Pts	Rgrs	Sh	R%
1.	Pat Herrmann	11.83	MO	12	1	364	68	520	13.08
2.	Jeff Henkes	13.48	TX	11	2	324	77	520	14.81
3.	Brian Poole	13.51	ID	11	2	293	61	520	11.73
4.	Eric Mancilla	15.24	TX	10	3	340	96	520	18.46
5.	Jeremy Mentipty	11.99	VT	10	3	300	75	520	14.42
6.	Hilton Rhodes	14.41	LA	6	7	200	52	520	10.00
7.	Tim Swisher	11.88	IN	6	7	240	44	520	8.46
8.	David Greer	15.29	TX	5.5	7.5	223	53	520	10.19
9.	Fred Jurik	11.67	TX	5	8	166	35	520	6.73
10.	Carl Lincoln	14.46	TX	5	8	187	27	520	5.19
11.	Shane Binkerd	12.57	WY	4	9	208	37	520	7.12
12.	Shon Harris	14.84	GA	2.5	10.5	163	36	520	6.92
13.	Scott Raimer	13.76	MO	2	11	70	14	200	7.00
14.	Clay Weaver	11.98	LA	1	12	179	35	520	6.73



Men G2 Monday, Jul 11 2022 11:00 AM (Rank: W/L - Rgr% - H2H - OvrAvg)

Pos	Name	Entry Avg	St	Won	Lost	Pts	Rgrs	Sh	R%
1.	Mark Silverthorn	10.19	CO	12	3	329	59	600	9.83
2.	Steve Janke	10.85	KS	10	4	331	76	560	13.57
3.	Kevin Kinslow	9.81	LA	10	4	264	53	560	9.46
4.	Marvin Paul	4.63	OH	9.5	3.5	280	42	520	8.08
5.	Jamie Woodcock	11.09	NC	8.5	4.5	250	51	520	9.81
6.	Wade Koonce	5.67	IL	7.5	5.5	272	39	520	7.50
7.	Robert Poole	10.24	TX	7	6	212	25	520	4.81
8.	Don Hathcock	10.58	AL	6.5	6.5	205	21	520	4.04
9.	Bob Scritchfield	10.67	TX	6	7	197	39	520	7.50
10.	Francois Cloete	8.50	ZA	5	8	225	54	520	10.38
11.	Robert Woodall	5.80	LA	5	8	210	42	520	8.08
12.	Jim Dlubak	9.45	PA	4	9	174	30	520	5.77
13.	Cody Olson	5.57	MN	2	11	154	25	520	4.81
14.	Bob Black	9.92	MA	0	13	105	30	520	5.77

Class Results



Women A Monday, Jul 18 2022 8:00 AM (Rank: W/L - Rgr% - H2H - OvrAvg)

Pos	Name	Entry Avg	St	Won	Lost	Pts	Rgrs	Sh	R%
1.	Theresa Howe	76.13	MA	13	2	432	475	600	79.17
2.	Sarah Chaffee	88.30	WI	12.5	2.5	455	512	600	85.33
3.	Maxine Griffith	83.50	TN	12.5	2.5	380	475	600	79.17
4.	Skyla Rioux	76.67	CT	11	4	372	475	600	79.17
5.	Marlene Ray	85.46	TN	11	4	353	465	600	77.50
6.	Shalee Cason	80.43	FL	11	4	388	457	600	76.17
7.	Sylvianne Moisan	74.16	PQ	10	5	359	462	600	77.00
8.	Doris Hieden	78.39	TX	8	7	343	457	600	76.17
9.	Penny Steinke	73.97	WI	7.5	7.5	313	448	600	74.67
10.	Aleena Lepak	72.53	WI	6.5	8.5	328	436	600	72.67
11.	Kelly Glidewell	68.85	VA	5	10	311	397	600	66.17
12.	Lyne Pineault	72.59	PQ	4	11	272	392	600	65.33
13.	Joan Elmore	76.52	TN	3	12	118	148	200	74.00
14.	Pam Meyer	69.37	MO	3	12	254	363	600	60.50
15.	Amy Francis	73.55	OH	2	13	244	360	600	60.00
16.	Jennifer Gegg	73.64	MO	0	15	147	301	600	50.17



Women B Monday, Jul 18 2022 8:00 AM (Rank: W/L - Rgr% - H2H - OvrAvg)

Pos	Name	Entry Avg	St	Won	Lost	Pts	Rgrs	Sh	R%
1.	April Campbell	59.03	VA	13	2	561	409	600	68.17
2.	Sheila Shepard	63.55	CO	12.5	2.5	541	404	600	67.33
3.	Karen Graham	68.83	NY	11	4	464	370	600	61.67
4.	Wendy Hayes	64.06	AR	10.5	4.5	478	393	600	65.50
5.	Lori Finke	60.92	TX	9.5	5.5	471	326	600	54.33
6.	Cindy Clausen	57.99	WA	9.5	5.5	427	318	600	53.00
7.	Linda Roach	61.89	FL	9	6	406	309	600	51.50
8.	Ellen Perry	61.42	NY	8	7	422	309	600	51.50
9.	San Juanita Murray	52.99	TX	7.5	7.5	432	309	600	51.50
10.	Denise Haye	55.58	MO	6.5	8.5	387	282	600	47.00
11.	Jill Molineaux	61.50	RI	6.5	8.5	359	267	600	44.50
12.	Helen Hawkinson	54.73	MN	6	9	379	278	600	46.33
13.	Ann McNelly	54.12	IL	5	10	251	222	600	37.00
14.	Diane Luiz	59.52	CA	4.5	10.5	382	265	600	44.17
15.	Mary Fimbres	53.33	AZ	1	14	272	196	600	32.67
16.	Shelly Martinez	53.77	MA	0	15	100	85	200	42.50



Women C Monday, Jul 18 2022 8:00 AM (Rank: W/L - Rgr% - H2H - OvrAvg)

Pos	Name	Entry Avg	St	Won	Lost	Pts	Rgrs	Sh	R%
1.	Brandy Morehead	46.33	MI	13	2	483	254	600	42.33
2.	Linda Aurell	50.68	CT	12	3	527	276	600	46.00
3.	Joyce Manis	50.00	TN	12	3	565	272	600	45.33
4.	Blanca Hettinga	50.56	OR	11	4	496	285	600	47.50
5.	Cindy Castellano	48.38	WI	10	5	482	238	600	39.67
6.	Patti Oakes	45.88	MN	9.5	5.5	502	269	600	44.83
7.	Tracy Zegarzewski	45.14	TN	9	6	433	231	600	38.50
8.	Jan Knaub	45.29	CO	8	7	393	212	600	35.33
9.	Terri Angelico	43.85	TX	7	8	348	222	600	37.00
10.	Wei Xiao	43.55	BC	7	8	406	185	600	30.83
11.	Wanda Lantz	47.89	LA	6.5	8.5	416	219	600	36.50
12.	Sharla Fontenot	45.17	LA	6	9	392	225	600	37.50
13.	Donna Massey	46.79	TX	5	10	246	130	600	21.67
14.	Sharon Chiddister	50.70	IN	3	12	206	100	600	16.67
15.	Elaine Chatterly	47.91	TX	0	15	0	0	0	0.00
16.	Laurie Lampkin	44.08	KY	0	15	0	0	0	0.00

Class Results



Women D Monday, Jul 18 2022 8:00 AM (Rank: W/L - Rgr% - H2H - OvrAvg)

Pos	Name	Entry Avg	St	Won	Lost	Pts	Rgrs	Sh	R%
1.	Mary Begnaud	40.42	LA	13	2	473	213	600	35.50
2.	Bonnie Lewis	40.68	WA	12	3	481	222	600	37.00
3.	Laura Johnson	39.97	MO	11	4	553	250	600	41.67
4.	Tracie Binkerd	41.08	WY	11	4	462	226	600	37.67
5.	Korbie Tomlinson	40.72	UT	10.5	4.5	443	224	600	37.33
6.	Mackayla Paulus	42.45	PA	8.5	6.5	421	233	600	38.83
7.	Nancy Gunter	40.77	MO	8.5	6.5	439	221	600	36.83
8.	Julia K Charlton	40.51	IN	8	7	417	200	600	33.33
9.	Debby Michaud	42.78	MA	8	7	359	172	600	28.67
10.	Barbara Carson	39.61	OH	6.5	8.5	343	129	600	21.50
11.	Ally Jordan	40.94	CT	6	9	314	173	600	28.83
12.	Dawn Clark	41.56	PA	5	10	333	185	600	30.83
13.	Katlin Light	40.29	AI	5	10	304	158	600	26.33
14.	Katherine Johnson	40.33	OK	4	11	307	136	600	22.67
15.	Patricia Pertuit	43.47	LA	3	12	264	107	600	17.83



Women E Thursday, Jul 14 2022 8:00 AM (Rank: W/L - Rgr% - H2H - OvrAvg)

Pos	Name	Entry Avg	St	Won	Lost	Pts	Rgrs	Sh	R%
1.	JoAnn Stanford	39.54	TN	11	2	422	197	520	37.88
2.	Toni Sloper	39.18	WI	10	3	384	172	520	33.08
3.	Carla Brave	37.50	SD	8.5	4.5	345	183	520	35.19
4.	Michele Burns	36.86	FL	8	5	386	199	520	38.27
5.	Audra Craven	36.08	MO	8	5	399	193	520	37.12
6.	Stephanie Pearson	36.36	NE	8	5	368	190	520	36.54
7.	Kelly Jo Walker	33.96	OK	7	6	352	161	520	30.96
8.	Tina Hawkins	35.15	OK	6	7	331	189	520	36.35
9.	Christina Purnell	37.00	KS	6	7	331	153	520	29.42
10.	Maria McIntyre	35.19	GA	5	8	311	182	520	35.00
11.	Trudy Oye	36.38	WA	5	8	293	156	520	30.00
12.	Julie Grigar	38.00	TX	4	9	241	137	520	26.35
13.	Emily Lazaris	35.33	WI	3	10	280	156	520	30.00
14.	Nancy Woods	34.22	LA	1.5	11.5	238	121	520	23.27



Women F Thursday, Jul 14 2022 8:00 AM (Rank: W/L - Rgr% - H2H - OvrAvg)

Pos	Name	Entry Avg	St	Won	Lost	Pts	Rgrs	Sh	R%
1.	Dee Scritchfield	32.50	TX	12	2	495	214	560	38.21
2.	Janet Anzalone	27.93	CT	11	3	446	178	560	31.79
3.	Ellen Kovach	32.78	FL	9.5	3.5	459	174	520	33.46
4.	Casey Turner	33.69	MO	9.5	3.5	359	149	520	28.65
5.	Janet McFarland	32.22	NC	8	5	326	131	520	25.19
6.	J B Brown	28.55	OH	7	6	309	128	520	24.62
7.	Ricki Childers	32.57	MS	7	6	310	127	520	24.42
8.	Dobie Gutweiler	29.38	WI	6	7	277	123	520	23.65
9.	Lillian Stromberg	29.39	CO	6	7	317	111	520	21.35
10.	Sandra Couch	29.23	MO	5	8	282	124	520	23.85
11.	Donna Becher	33.51	MO	4	9	286	124	520	23.85
12.	Sylvia Lobo	30.48	TX	3	10	230	81	520	15.58
13.	Cathy Boyer	29.09	MO	2	11	274	119	520	22.88
14.	Ricci Christen	31.25	TX	2	11	264	113	520	21.73

Class Results



Women G Thursday, Jul 14 2022 8:00 AM (Rank: W/L - Rgr% - H2H - OvrAvg)

Pos	Name	Entry Avg	St	Won	Lost	Pts	Rgrs	Sh	R%
1.	Cathy Jackson	22.88	OK	12	1	443	131	520	25.19
2.	Melanie Poole	18.04	ID	9	4	318	113	520	21.73
3.	Karen James	20.94	WY	9	4	334	101	520	19.42
4.	Joan Johnson	17.50	KS	9	4	324	86	520	16.54
5.	Kayla Tiller	27.45	MO	8.5	4.5	340	111	520	21.35
6.	Heidie Culbertson	25.89	MT	8	5	372	136	520	26.15
7.	Peg Ball	26.38	FL	7.5	5.5	404	126	520	24.23
8.	Jacqueline Gleissner	21.18	KY	6	7	311	107	520	20.58
9.	Dawn Woodcock	26.55	NC	6	7	279	90	520	17.31
10.	Sandy Anderson	23.01	WI	6	7	243	79	520	15.19
11.	Diane Dorler	20.33	AL	5	8	296	95	520	18.27
12.	Tina Stanley	18.15	LA	4	9	243	75	520	14.42
13.	Linda Dodson	25.71	LA	1	12	163	36	520	6.92
14.	Jean Bullington	20.15	GA	0	13	162	59	520	11.35



Women H Thursday, Jul 14 2022 8:00 AM (Rank: W/L - Rgr% - H2H - OvrAvg)

Pos	Name	Entry Avg	St	Won	Lost	Pts	Rgrs	Sh	R%
1.	Amy Mauk	11.40	OK	11	0	299	93	440	21.14
2.	Judy B. Phillips	16.26	NC	8	3	252	75	440	17.05
3.	Donata Kitchens	12.90	MN	8	3	246	55	440	12.50
4.	Leslie Nelson	15.96	UT	7	4	247	58	440	13.18
5.	Debbie Scully	17.37	CT	7	4	228	49	440	11.14
6.	Sue Pierce	12.50	MN	7	4	188	42	440	9.55
7.	Lisa Stromberg	12.89	NE	5	6	192	55	440	12.50
8.	Julie A Metz	5.21	IN	5	6	175	9	440	2.05
9.	Kayla Klundt	16.46	MT	3	8	165	48	440	10.91
10.	Angie Franklin	10.59	AL	2.5	8.5	143	32	440	7.27
11.	Donna Nasalroad	10.71	MO	2.5	8.5	133	20	440	4.55
12.	Mary Miller	16.18	KS	0	11	0	0	0	0.00



NHPA

National Horseshoe Pitchers Association

"Come Pitch with Us!"

Class Results



Senior Men A Monday, Jul 18 2022 2:00 PM (Rank: W/L - Rgr% - H2H - OvrAvg)

Pos	Name	Entry Avg	St	Won	Lost	Pts	Rgrs	Sh	R%
1.	Walter Ray Williams Jr	67.59	FL	15	0	566	430	600	71.67
2.	Brian Simmons	72.44	VT	14	1	556	422	600	70.33
3.	Rick Howe	65.06	MA	13	2	479	417	600	69.50
4.	James Dunlap	66.94	MI	11	4	496	393	600	65.50
5.	Raymond Bedard	71.53	MA	10	5	583	407	600	67.83
6.	Gary Roberts	65.55	OH	9	6	420	345	600	57.50
7.	Jacob Fimbres	65.45	AZ	8	7	415	351	600	58.50
8.	Ken Jones	55.89	NM	7	8	339	317	600	52.83
9.	David Mallory	54.67	OK	6	9	348	304	600	50.67
10.	Dennis Wilson	46.75	PA	6	9	343	278	600	46.33
11.	Frank Billingsley	49.08	AL	5	10	286	279	600	46.50
12.	Bob Cadwallader	47.50	AR	5	10	334	258	600	43.00
13.	Larry McAfee	57.27	MO	4	11	316	278	600	46.33
14.	Mark Seibold	51.44	FL	4	11	272	250	600	41.67
15.	Dan Molineaux	48.22	RI	3	12	244	280	600	46.67
16.	Coyce Allen	46.14	TX	0	15	0	0	0	0.00



Senior Men B Monday, Jul 18 2022 2:00 PM (Rank: W/L - Rgr% - H2H - OvrAvg)

Pos	Name	Entry Avg	St	Won	Lost	Pts	Rgrs	Sh	R%
1.	Jim Wike	39.76	SD	11.5	1.5	413	200	520	38.46
2.	William Crouse	38.50	NC	11	2	424	201	520	38.65
3.	Eugene Brown	39.66	KY	11	2	383	194	520	37.31
4.	Mike A. Smith	33.36	NM	10	3	419	201	520	38.65
5.	Tim James	40.13	WY	9	4	399	199	520	38.27
6.	Isaiah Lee	45.20	AZ	9	4	434	199	520	38.27
7.	Roy West	34.56	CA	6	7	327	152	520	29.23
8.	Gary Schierbaum	38.04	AL	6	7	258	140	520	26.92
9.	Mark Dulle	35.48	IL	5	8	254	123	520	23.65
10.	Larry Munn	36.92	GA	4	9	209	124	520	23.85
11.	Tom Prokop	35.83	MN	4	9	173	88	520	16.92
12.	Scott Wine	39.19	OR	3.5	9.5	227	140	520	26.92
13.	Steve Mikesell	44.51	OH	0	13	0	0	0	0.00
14.	Randy York	37.03	MO	0	13	0	0	0	0.00



Senior Men C Monday, Jul 18 2022 2:00 PM (Rank: W/L - Rgr% - H2H - OvrAvg)

Pos	Name	Entry Avg	St	Won	Lost	Pts	Rgrs	Sh	R%
1.	Dwain Arceneaux	29.12	LA	12	3	485	196	600	32.67
2.	David Volz	30.63	WI	11.5	3.5	458	178	600	29.67
3.	Gerald Harris	31.89	WI	11	4	466	171	600	28.50
4.	Jerry LaBrosse	31.03	MN	11	4	421	161	600	26.83
5.	James Kinney Jr	32.69	MO	10	5	395	171	600	28.50
6.	Robert Gillett Sr	26.85	CA	10	5	398	149	600	24.83
7.	Russell Durham	28.75	AZ	9	6	368	170	600	28.33
8.	Brian Fisher	32.82	OH	8.5	6.5	433	150	600	25.00
9.	Roger Higgins	31.04	MI	7	8	308	132	600	22.00
10.	Ed Brown	29.13	PA	6	9	276	118	400	29.50
11.	Neil Teaford	25.08	OH	6	9	340	131	600	21.83
12.	Michael Brown	30.06	VT	6	9	331	130	600	21.67
13.	Lathan Dilger	25.33	NV	5	10	344	163	600	27.17
14.	Clyde Landry	27.24	LA	4	11	291	115	600	19.17
15.	Ken Corrigan	24.86	MA	2	13	287	111	600	18.50
16.	Bill Hurley	25.16	IN	1	14	178	72	600	12.00

Class Results




Senior Men D Monday, Jul 18 2022 2:00 PM (Rank: W/L - Rgr% - H2H - OvrAvg)

Pos	Name	Entry Avg	St	Won	Lost	Pts	Rgrs	Sh	R%
1.	Keith Johnson	22.75	MO	13	2	365	108	600	18.00
2.	Eddie Guidry	22.42	LA	10	5	314	79	600	13.17
3.	Dwight Silvers	16.36	IN	10	5	274	77	600	12.83
4.	Michael Fonseca	14.00	LA	7	8	247	72	600	12.00
5.	Glenn Caillouet	22.69	LA	5	10	210	54	600	9.00
6.	George Peterson	21.24	MN	0	15	0	0	0	0.00



Monroe Civic Center...Home for Horseshoe Pitchers for a few days



Class Results



Elder A1 Monday, Jul 18 2022 2:00 PM (Rank: W/L - Rgr% - H2H - OvrAvg)

Pos	Name	Entry Avg	St	Won	Lost	Pts	Rgrs	Sh	R%
1.	David Holmes	80.37	WV	15	0	480	492	600	82.00
2.	Bob Gray	75.13	FL	11.5	3.5	456	441	600	73.50
3.	Zane Goggin	73.45	GA	11.5	3.5	432	435	600	72.50
4.	Ronald LeGrand	71.51	MO	11	4	432	425	600	70.83
5.	Jim Ellison	71.00	AL	10	5	342	360	600	60.00
6.	Roger Vogel	75.61	KS	9	6	443	405	600	67.50
7.	Marcus Rice	69.46	WV	9	6	426	391	600	65.17
8.	Danny Patterson	73.89	TX	8	7	397	406	600	67.67
9.	Ron Womack	70.27	FL	7	8	368	346	600	57.67
10.	Bert Logsdon	70.00	IA	6.5	8.5	381	435	600	72.50
11.	Russ Phillips	76.44	WA	6.5	8.5	387	382	600	63.67
12.	Charles Gray	70.57	TN	5	10	320	327	600	54.50
13.	Edward Griffith	73.20	MO	5	10	272	326	600	54.33
14.	Tommy Truesdell	65.24	KY	3	12	264	314	600	52.33
15.	James Cooper	75.14	TN	2	13	113	120	200	60.00
16.	Charles Ball	64.49	FL	0	15	0	0	0	0.00



Elder A2 Monday, Jul 18 2022 2:00 PM (Rank: W/L - Rgr% - H2H - OvrAvg)

Pos	Name	Entry Avg	St	Won	Lost	Pts	Rgrs	Sh	R%
1.	Jerry Wingfield	60.26	GA	14	1	553	398	600	66.33
2.	Tom Routh	60.09	TX	12	3	482	402	600	67.00
3.	Roy Dugger	62.32	OH	10	5	444	369	600	61.50
4.	Dave Johnson Sr.	61.18	KS	9.5	5.5	435	348	600	58.00
5.	Ron Deckard	63.55	FL	9	6	480	360	600	60.00
6.	Al Ross	63.17	OK	9	6	398	348	600	58.00
7.	Jim Zimmerman	61.90	NC	8.5	6.5	459	333	600	55.50
8.	Delbert Fourman	60.92	OH	8	7	426	348	600	58.00
9.	Charles (Tim) Gilmore	60.49	LA	8	7	382	333	600	55.50
10.	Bob McCauley	64.35	BC	7	8	391	351	600	58.50
11.	Normand Martin	63.04	PQ	6	9	368	307	600	51.17
12.	Kevin James	59.61	IL	5.5	9.5	381	326	600	54.33
13.	Larry Davis	63.82	GA	5	10	304	344	600	57.33
14.	Marcel Guilmette	60.51	CT	4	11	326	302	600	50.33
15.	Doug Farnsworth	58.74	TN	3	12	219	180	400	45.00
16.	Dan Myers	59.58	IN	1.5	13.5	244	186	440	42.27



Elder B1 Monday, Jul 18 2022 2:00 PM (Rank: W/L - Rgr% - H2H - OvrAvg)

Pos	Name	Entry Avg	St	Won	Lost	Pts	Rgrs	Sh	R%
1.	Tommy Antone	56.37	NM	12	3	507	333	600	55.50
2.	Bruce Miller	53.81	AZ	11.5	3.5	456	339	600	56.50
3.	Tom Boyer	55.45	MO	11	4	470	341	600	56.83
4.	Bill Kraengel	56.89	FL	11	4	462	327	600	54.50
5.	Roy Buhler	55.77	UT	10	5	503	335	600	55.83
6.	Glen Briley	56.91	IL	9.5	5.5	435	319	600	53.17
7.	James Sizemore	55.00	TN	9	6	415	343	600	57.17
8.	Don Gillette	58.67	MO	7.5	7.5	481	350	600	58.33
9.	Dale Snellen	55.40	KY	7.5	7.5	371	312	600	52.00
10.	John Garcia	55.67	CA	7.5	7.5	449	307	600	51.17
11.	Paul Davis	54.22	AR	7	8	346	298	600	49.67
12.	Hal Griswold	53.69	CA	6.5	8.5	274	235	600	39.17
13.	George Schmidt	55.44	GA	6	9	288	262	600	43.67
14.	Robert Peek	55.17	MI	2	13	133	93	200	46.50
15.	Robert Smullen	53.75	TN	1	14	173	160	400	40.00
16.	Gregg Craven	58.00	MO	0	15	0	0	0	0.00

Class Results



Elder B2 Monday, Jul 18 2022 2:00 PM (Rank: W/L - Rgr% - H2H - OvrAvg)

Pos	Name	Entry Avg	St	Won	Lost	Pts	Rgrs	Sh	R%
1.	Terry Brown	50.81	AL	11.5	3.5	521	300	600	50.00
2.	Bill Brand	51.56	TN	11	4	495	320	600	53.33
3.	Carroll Roach	52.85	IN	11	4	552	298	600	49.67
4.	Steve Lopez	51.38	AZ	11	4	466	273	600	45.50
5.	Dave Rose	50.66	OH	10.5	4.5	489	293	600	48.83
6.	Leonard Conner	50.45	IN	9.5	5.5	469	296	600	49.33
7.	Lester Krull	52.17	IN	9	6	468	289	600	48.17
8.	Tom Kirk	50.35	OH	8	7	417	256	600	42.67
9.	John Allison	52.19	TX	7	8	436	262	600	43.67
10.	Reggie Crumes	50.54	IA	6	9	351	252	600	42.00
11.	Chuck Garrison	51.91	AL	6	9	357	246	600	41.00
12.	Paul Bachelor	51.10	MI	6	9	411	213	600	35.50
13.	Harold Holbrook	51.59	NV	5.5	9.5	393	199	600	33.17
14.	Frank Harris	50.28	GA	3.5	11.5	295	218	600	36.33
15.	David Hampton	52.59	OH	3.5	11.5	339	196	600	32.67
16.	Dale Bublit	53.24	FL	1	14	112	65	200	32.50



Elder C1 Thursday, Jul 14 2022 2:00 PM (Rank: W/L - Rgr% - H2H - OvrAvg)

Pos	Name	Entry Avg	St	Won	Lost	Pts	Rgrs	Sh	R%
1.	Joseph Warburton	49.28	FL	12	1	399	271	520	52.12
2.	Jerry McDonald	48.31	AL	9	4	425	258	520	49.62
3.	Johnny Wilhelmsen	48.18	FL	9	4	384	245	520	47.12
4.	Robert Bowser	49.44	IL	8	5	429	267	520	51.35
5.	Roy Callaway	49.68	UT	8	5	365	249	520	47.88
6.	Ronnie Frederick	50.18	OK	8	5	359	240	520	46.15
7.	Rick Della Santina	48.57	CA	8	5	356	213	520	40.96
8.	Bruce McLinn	49.16	WI	7	6	340	224	520	43.08
9.	John Williams	50.27	FL	7	6	324	213	520	40.96
10.	Ron Billings	48.40	TX	6	7	348	246	520	47.31
11.	Barney Bell	48.85	KS	4	9	313	214	520	41.15
12.	George Davis	50.13	CA	3	10	264	204	520	39.23
13.	Paul Jennings	49.40	SC	2	11	266	176	520	33.85
14.	Ken Kramer	48.89	OH	0	13	0	0	0	0.00



Elder C2 Thursday, Jul 14 2022 2:00 PM (Rank: W/L - Rgr% - H2H - OvrAvg)

Pos	Name	Entry Avg	St	Won	Lost	Pts	Rgrs	Sh	R%
1.	Craig Smith	46.94	WY	11.5	1.5	426	253	520	48.65
2.	Inge Byrkjeland	47.01	NO	11	2	469	268	520	51.54
3.	David Davis	45.78	OK	9	4	359	207	520	39.81
4.	Jim Brandenburg	47.30	OH	8	5	422	227	520	43.65
5.	John Demello	46.27	CA	8	5	368	197	520	37.88
6.	Lonnie Frank	47.08	FL	7	6	332	218	520	41.92
7.	Ray Hudgins	47.50	GA	7	6	328	214	520	41.15
8.	Mel Yockstick	45.94	CO	7	6	368	203	520	39.04
9.	Charles Moppin	47.00	AR	5.5	7.5	309	206	520	39.62
10.	Mickey Lynn	46.81	DE	5	8	324	194	520	37.31
11.	Larry Brown	46.21	MO	4	9	326	186	520	35.77
12.	Bob Klingaman	46.00	WI	4	9	319	179	520	34.42
13.	Earl Romine	47.42	KS	3	10	261	177	520	34.04
14.	Steve Harman	47.21	AZ	1	12	204	137	520	26.35

Class Results



Elder D1 Thursday, Jul 14 2022 2:00 PM (Rank: W/L - Rgr% - H2H - OvrAvg)

Pos	Name	Entry Avg	St	Won	Lost	Pts	Rgrs	Sh	R%
1.	Merle South	45.61	TN	11	2	445	249	520	47.88
2.	James Miller	44.63	TX	9.5	3.5	468	245	520	47.12
3.	Burnie Williams	43.84	LA	9.5	3.5	393	218	520	41.92
4.	Glenn King	45.51	OK	9	4	401	225	520	43.27
5.	Robert Moulin	44.83	FL	9	4	421	215	520	41.35
6.	Tommy Holleman	45.18	NC	8	5	368	179	520	34.42
7.	Gary Hively	44.78	TX	7	6	367	212	520	40.77
8.	Al Dodson	43.39	LA	7	6	365	178	520	34.23
9.	John Jeidy	44.11	NC	6	7	316	185	520	35.58
10.	Jerald Hagen	43.20	ND	6	7	307	171	520	32.88
11.	Burton Hare	43.38	WV	5	8	340	203	520	39.04
12.	Raymond Callahan	43.44	NC	3	10	259	159	520	30.58
13.	George Green	43.83	WA	1	12	229	135	520	25.96
14.	Jed Manion	43.37	CT	0	13	199	110	520	21.15



Elder D2 Thursday, Jul 14 2022 2:00 PM (Rank: W/L - Rgr% - H2H - OvrAvg)

Pos	Name	Entry Avg	St	Won	Lost	Pts	Rgrs	Sh	R%
1.	Steve Franklin	43.01	AL	14	1	590	294	600	49.00
2.	Jim Tollefson	40.83	WI	11.5	3.5	455	246	600	41.00
3.	David Harris	42.08	AL	11	4	459	241	600	40.17
4.	Mike Wood	43.09	IL	10	5	403	192	600	32.00
5.	Steve Berning	42.74	SD	9	6	447	230	600	38.33
6.	Everett Glenn	42.01	KS	9	6	378	189	600	31.50
7.	John Gregory	42.72	CT	8.5	6.5	443	226	600	37.67
8.	Fred Shepard	39.46	CO	8	7	434	206	600	34.33
9.	Richard Robinson	42.33	FL	7.5	7.5	381	202	600	33.67
10.	Jerry Talley	42.95	AZ	7	8	393	219	600	36.50
11.	Jim Newboles	41.39	KS	5.5	9.5	359	192	600	32.00
12.	Michael Nail	42.00	FL	5	10	348	182	600	30.33
13.	Pat Wernhoff	42.28	NE	5	10	331	162	600	27.00
14.	Ron Kindrick	41.32	AL	3.5	11.5	295	166	600	27.67
15.	John Wernhoff	39.92	NE	3	12	315	174	600	29.00
16.	Reymundo Canchola	41.92	MO	2.5	12.5	269	142	560	25.36



Elder E1 Monday, Jul 11 2022 11:00 AM (Rank: W/L - Rgr% - H2H - OvrAvg)

Pos	Name	Entry Avg	St	Won	Lost	Pts	Rgrs	Sh	R%
1.	Jimmy Percle	37.33	LA	12	3	497	222	600	37.00
2.	James Parr	37.34	CA	10	5	461	218	600	36.33
3.	Neil Whitney	35.94	LA	10	5	430	213	600	35.50
4.	Richard Robbins	35.83	CA	10	5	434	196	600	32.67
5.	Alfred Mundy	36.94	MO	9.5	5.5	427	207	600	34.50
6.	Allen Hurley	38.75	KS	9	6	439	202	600	33.67
7.	Ralph Marthaler	38.24	WI	9	6	381	193	600	32.17
8.	Fred Nelson	39.11	KS	8.5	6.5	413	178	600	29.67
9.	Brady Craven	36.38	MO	8	7	371	175	600	29.17
10.	Chuck Poole	37.63	GA	7.5	7.5	379	181	600	30.17
11.	Larry Best	38.16	IL	6	9	396	178	600	29.67
12.	Charles Savoy	37.84	LA	6	9	352	173	600	28.83
13.	Lonnie Nasalroad	36.00	MO	6	9	338	160	600	26.67
14.	John Cummings	38.08	VA	4.5	10.5	312	148	600	24.67
15.	Arie Schaly	36.36	ON	4	11	335	149	600	24.83

Class Results



Elder E2 Monday, Jul 11 2022 11:00 AM (Rank: W/L - Rgr% - H2H - OvrAvg)

Pos	Name	Entry Avg	St	Won	Lost	Pts	Rgrs	Sh	R%
1.	Jon Harris	32.47	FL	13	2	515	216	600	36.00
2.	Vine Marks	33.13	SD	11.5	3.5	526	237	600	39.50
3.	Chuck Sandberg	32.30	WY	10.5	4.5	456	225	600	37.50
4.	Joe Adams	34.71	OH	10.5	4.5	412	212	600	35.33
5.	Jerry R. Dugan	34.03	KS	10	5	415	184	600	30.67
6.	Lawrence R Hively	33.09	IN	8.5	6.5	348	163	600	27.17
7.	Rick Smith Sr	34.84	AR	8	7	372	187	600	31.17
8.	Gayden Nelson	35.60	UT	8	7	362	145	600	24.17
9.	Jerry Steadham	34.73	TX	7.5	7.5	358	163	600	27.17
10.	Lyle A Dorler	34.93	AL	6.5	8.5	338	147	600	24.50
11.	Bud Garner	35.21	AR	6	9	391	185	600	30.83
12.	Wayne Fausey	33.07	OH	6	9	343	135	600	22.50
13.	John Barney	33.17	AZ	6	9	321	115	600	19.17
14.	Bob O'Brien	32.24	KS	4	11	332	142	600	23.67
15.	Roy Stallsmith	34.44	NM	3	12	277	124	600	20.67
16.	Sherman Johnson	34.58	OK	1	14	157	78	400	19.50



Elder F1 Monday, Jul 11 2022 2:00 PM (Rank: W/L - Rgr% - H2H - OvrAvg)

Pos	Name	Entry Avg	St	Won	Lost	Pts	Rgrs	Sh	R%
1.	Anthony Nicastro	29.88	CO	14	2	511	225	640	35.16
2.	Mike Rowlee	30.42	OH	14	3	525	219	680	32.21
3.	David Sidles	31.56	NE	13	3	498	203	640	31.72
4.	Bob Molnar	31.49	OH	11	4	476	207	600	34.50
5.	Jerry Smith	31.41	OH	10.5	4.5	421	187	600	31.17
6.	Richard Schultz	29.49	KS	9	6	403	159	600	26.50
7.	Jim Lilley	29.42	KS	8	7	362	164	600	27.33
8.	Robert Yost	31.75	FL	7.5	7.5	352	165	600	27.50
9.	Stephen Marlow	29.60	OR	6	9	330	143	600	23.83
10.	Homer Cain	30.78	OK	6	9	329	112	600	18.67
11.	Ervin South	32.12	TN	5	10	325	145	600	24.17
12.	Patrick Mooney	29.58	IA	5	10	328	136	600	22.67
13.	Bobby Newman	31.47	AL	5	10	334	131	600	21.83
14.	David Everitt	31.77	NJ	5	10	300	111	600	18.50
15.	Louis Gaudet	32.16	LA	3	12	284	117	600	19.50



Elder F2 Monday, Jul 11 2022 2:00 PM (Rank: W/L - Rgr% - H2H - OvrAvg)

Pos	Name	Entry Avg	St	Won	Lost	Pts	Rgrs	Sh	R%
1.	Tom Benortham	29.22	KS	12.5	2.5	457	174	600	29.00
2.	Chris Ogden	28.25	FL	10.5	4.5	451	174	600	29.00
3.	Les Smullen	27.50	CA	10	5	444	170	600	28.33
4.	Dwight Cubit	25.82	OK	9	6	428	148	600	24.67
5.	William Carl	25.83	PA	8.5	6.5	376	152	600	25.33
6.	Phil Anzalone	27.27	CT	8.5	6.5	352	133	600	22.17
7.	Ken Rodenberg	28.91	CO	8	7	401	166	600	27.67
8.	Larry Pertuit	28.18	LA	8	7	366	132	600	22.00
9.	Kermit Greer	28.89	MD	7.5	7.5	433	158	600	26.33
10.	Bobby South	27.35	TN	7.5	7.5	367	138	600	23.00
11.	Paul Mommens	27.34	NE	7	8	371	152	600	25.33
12.	Danny Navarre	27.89	LA	6.5	8.5	388	159	600	26.50
13.	Harold Boden	29.20	IA	6	9	317	93	600	15.50
14.	Ronald Smith	27.54	LA	4.5	10.5	322	141	600	23.50
15.	Tom Steinke	27.06	WI	4	11	301	113	600	18.83
16.	Larry Auchoberry	26.40	NV	2	13	271	111	600	18.50

Class Results



Elder G1 Monday, Jul 11 2022 2:00 PM (Rank: W/L - Rgr% - H2H - OvrAvg)

Pos	Name	Entry Avg	St	Won	Lost	Pts	Rgrs	Sh	R%
1.	Jim A Watson	25.08	IN	13	2	505	188	600	31.33
2.	Elmer Grove	21.17	OK	11	4	404	120	600	20.00
3.	Russell Allen	22.12	KS	10.5	4.5	409	106	600	17.67
4.	C.J. Bertrand	21.63	LA	10	5	348	106	600	17.67
5.	Bob Mitchell	18.59	MO	9	6	355	110	600	18.33
6.	James Bond	22.67	CO	9	6	343	100	600	16.67
7.	Don Lake	21.61	KS	9	6	371	92	600	15.33
8.	Richard Mah	25.31	MA	8	7	394	111	600	18.50
9.	Richard Szabo	23.95	FL	8	7	348	79	600	13.17
10.	Ernie Ellermann Jr	23.91	MO	7.5	7.5	301	104	600	17.33
11.	Johnnie Stallings	22.06	NC	6	9	312	85	600	14.17
12.	Garry Jackson	18.60	OK	6	9	308	78	600	13.00
13.	Richard A. Johnson	18.42	TX	5.5	9.5	352	103	600	17.17
14.	Phil Molloy	21.82	GA	5	10	316	113	600	18.83
15.	Paul Olson	23.55	MN	2.5	12.5	219	64	600	10.67
16.	Jim Quist	18.53	WA	0	15	122	23	600	3.83



Elder G2 Monday, Jul 11 2022 2:00 PM (Rank: W/L - Rgr% - H2H - OvrAvg)

Pos	Name	Entry Avg	St	Won	Lost	Pts	Rgrs	Sh	R%
1.	David Day Sr	17.02	MO	14	2	508	151	640	23.59
2.	Dale Stromberg	18.03	CO	13	3	394	91	640	14.22
3.	Mark Lloyd	17.24	IN	12	3	377	102	600	17.00
4.	Charles Beeson	18.20	NE	12	3	387	90	600	15.00
5.	Albert Strohl	15.23	NY	10	5	346	96	600	16.00
6.	Donovan Floming	12.86	IL	10	5	348	80	600	13.33
7.	Bob Bloss Jr	13.93	MO	8.5	6.5	270	71	600	11.83
8.	Larry De Los Reyes	15.57	CA	8	7	258	70	600	11.67
9.	Marvin Dirks	14.31	IA	7.5	7.5	226	28	600	4.67
10.	John Faul	13.61	MO	7	8	279	62	600	10.33
11.	David Stanway	17.40	MO	6	9	257	86	600	14.33
12.	Randy Mitchell	15.14	TX	6	9	181	46	600	7.67
13.	Mike Harrison	6.96	AL	4	11	190	53	600	8.83
14.	Lee Watkins	10.63	IL	2	13	123	31	600	5.17
15.	Gene Alley	10.11	CO	0	15	19	3	80	3.75





**NHPA World Tournament...
A Place for Families and Friends**