



the  
national horseshoe pitchers


# NEWS DIGEST

## 1985 WORLD TOURNAMENT ISSUE

SEPTEMBER, 1985

*Official Publication of*  
**THE NATIONAL HORSESHOE PITCHER'S ASSOCIATION  
OF AMERICA**

Look  
for  
the new  
white  
shoes!



Advanced Design

# TOURNAMENT PITCHING HORSESHOES




Both backyard pitchers and pros catch and hold the stake better with DIAMOND's new advanced design "Tournament" Shoe. It features a grip positioner, hardened tips, an increased radius, a dead soft center, and a wider, deeper calk. Same drop-forged solid steel construction as DIAMOND's popular Double Ringer and Super Ringer Regulation Shoes. All American made.

Contact your nearest NHPA club or sporting goods store for DIAMOND pitching horseshoes.



For the latest pitching horseshoe catalog write:

**DIAMOND TOOL** *and Horseshoe Co.*

Subsidiary  The Triangle Corporation

P. O. BOX 6246, DULUTH, MINNESOTA 55806

"DIAMOND Pitching Horseshoes are Recognized as Official in Tournaments  
Sanctioned by the National Horseshoe Pitchers Association"



**THE HORSESHOE PITCHER'S NEWS DIGEST** is published on the 5th of each month at Aurora, Illinois, U.S.A. by the National Horseshoe Pitcher's Association of America. Editorial office, P.O. Box 1606, Aurora, Illinois 60507. Phone: 312-898-3974. Subscription rates—1st Class \$9.00; 3rd Class \$8.00 per year in advance. NHPA membership cards are available through each state secretary for \$7.00 plus any state association dues. Forms close on the 10th day of each month preceding date of issue. Advertising rates on request. F. Ellis Cobb, Editor.

#### NATIONAL OFFICERS

Dave Loucks, 368 Nevar Ct., Rancho Murieta, Ca. 95683 .....	President
Earl Winston, Rte 2, Lamonte, Mo. 65337 (816-563-3536) .....	1st Vice-President
Barry Chapelle, 2716 S.E. 61st Ave., Portland, OR 97206 (503-775-7876) .....	2nd Vice-President
Vincent Yannetti, 322 Longwood Ave., Bound Brook, N.J. 08805(201-356-3862) .....	3rd Vice-President
Bonnie Seibold, 1043 Grayson Ave., Huntington, Ind. 46750 (219-356-3489) .....	4th Vice-President
Gene VanSant, P.O. Box 270, Sun City, Ca. 92381 .....	5th Vice-President
Donnie Roberts, Box 810, Circleville, Oh. 43113 (614-474-7727) .....	Sec./Treas.

Volume 29

September, 1985

No. 9

## FROM YOUR PRESIDENT — DAVE LOUCKS

I wish to offer my sincere thanks to those whose strong support resulted in my being elected President of the NHPA. With your continued backing, I believe the next two years can bring some exciting and worthwhile improvements to our sport and its administration.

Like my predecessor, Glen Portt, I am very lucky to have an outstanding and experienced Executive Council. We have discussed several areas in need of improvement and work is already underway in some areas. The NHPA membership at large will be better informed thru improved communication in the News Digest and a special newsletter that I will develop specifically for State Presidents.

There will be some administrative changes and additions to the responsibilities of your Executive Council. I have discussed this with them and I believe we are all very excited over the tasks at hand. Regretably, I received the resignations of some committee chairpersons and new appointments will have to be made. However, with each will come a new dedication and fresh ideas. I'm confident that the majority of our NHPA members will see improvement during my two year term as your President.

Congratulations to Eau Claire, Wisconsin for their successful bid of \$25,000 for the 1987 W.T. We are all looking forward to a very fine turnout there and in Ainsworth, Nebraska next year. Thanks to Statesville, N.C., Huntsville, AL and Pleasanton, CA who also presented bids for the 1987 W.T. It should be noted that the Huntsville and Pleasanton bids of \$35,000 and \$40,000 respectively were two of the highest dollar bids ever offered for a W.T. While not successful this time around, since other factors are also considered by the delegates, your President strongly encourages larger cash bids for future World Tournaments. It could be the most important factor as we strive for growth and National recognition.

## TO DAVE LOUCKS, OUR NEW PRESIDENT

By GLEN PORTT

I wish to congratulate the delegates to our annual convention for choosing Dave Loucks as their new president. I believe a very wise choice was made. Dave has 25 years of business management at both the domestic and international levels during which time he developed and directed corporate programs and policies relating to all facets of business.

During the past ten years, Dave started two companies, both successful. At the present time, he and wife Cathy own a sports publication business which provides him with the opportunity to interface the sport of horseshoes with many sports related people.

Dave is no stranger to horseshoes. As a Junior, he won the World Championship 3 consecutive years. He was Sec.-Treas. for N. California HPA for several years, is a member of its Hall of Fame, is presently the NHPA's Statistician and Historian, and is a very active participant in tournaments in his area. His wife Cathy is a beginning pitcher and a fine lady.

So...to Dave and Cathy Loucks...welcome. You have my pledge to support you and the NHPA in every way I can.

# FREE!

## Trophy & Awards Catalog



Call Toll-Free  
**1-800-628-9657**  
In Mass. 1-800-282-7789

### **DINN BROS. The Trophy People**

P.O. Box 111 • 68 Winter St. • Holyoke, MA 01041

## TO THE CHAMPIONS and OTHERS

By GLEN PORTT

To Walter Ray Williams who went 31 straight games without defeat... Debby Michaud who changed from the flip to the 1¼ during the past year... Alan Francis who tied the Junior Boys record of 4 consecutive world championships... Debby Bestul who made it two Junior Girls titles in a row and who can like Alan, set a new world record in 1986... Glen Henton who joined the Intermediate Seniors for the first time... Lawrence Miller who won the Seniors for the second time... Floyd Plumb with his two in a row in the 70 plus Seniors... a salute and congratulations! There is nothing greater than winning a World Championship. You worked hard, you trained, and you deserved to win.

To the others... you also won *by just being there*. There is a certain flavor about our World Tournament... the meeting of old friends... the camaraderie... the excitement... the thrill of seeing and meeting the Hall of Fame members... the amazement you feel when watching our top pitchers. Yes... you won!

## PEORIA, ILL. CLUB TO HOST OPEN TOURNAMENT

The Peoria Horseshoe Club will host a singles tournament at the Bradley Park Courts on Saturday, September 14, 1985. Sanction #85-178. All players should be signed up by 9 AM. Entry fee \$8.00. Pitching will begin at 10 AM. Six person classes. MUST HAVE NHPA CARD. 30 and 40 footers will be mixed according to ringer percentage. Trophies for 1st and 2nd each class. Will keep ringer percentage. Contact Rex Seeds, 4717 N. Knoxville, Peoria, Il. 61614.

## NHPA PUBLICITY DIRECTOR BERNARD HERFURTH RESIGNS

Bernard Herfurth, NHPA Publicity Director for the past twelve years, has resigned.

Mr. Herfurth wishes to thank the many members that have helped in giving our sport publicity during his term as Director. To Dave Loucks, the new NHPA President, he wishes him well.

# "From Out Of The Mail Bag"

246 Nicholas Rd.  
Raynham, Mass. 02767

Dear Editor:

It is a thrill to be a World Champion for a second time. The first time will always be special but it is more gratifying to win this second title. The competition is so strong and I've had to work harder for this one.

Lafayette, Indiana is to be congratulated for getting ready for us on such short notice and all horseshoe pitchers appreciate its efforts. Also, I've heard 90% positive comments about horseshoe pitchers turning their own courts. This may be a solution for many other tournaments although it probably would be advisable to have a few groundskeepers available.

I feel there was one drawback to the World Tournament and that was the closing ceremonies. I was looking forward to seeing all the competitors in a very strong women's championship class be introduced to receive their prizes and some recognition. There were people in the championship classes who were there for the first time and it would have been worth a \$10.00 admission ticket to see their faces as their names were called. I hope this will change in future years.

We horseshoe pitchers should become accustomed to selling ourselves proud.

In closing, I have to thank everyone for their encouragement and support; also the "coaches" that helped me so much. I hope I haven't forgotten anyone from this "special" list.

Mr. Bailey & Jerry Holt; The Clevengers; Our Canadian friends; Ed & Anne Domey; Friends back home; Solange LeClerc; Imperial Horseshoes; Lori Oberbillig; John Passmore; Alvin Perry; Debbie Pickering; Mr. & Mrs. Ed Risley; Lorraine Thomas; Ed Kowatch; The late Ed McFarland.

These people symbolize the special people that love the game of Horseshoe.

Sincerely  
Deborah Michaud

## NHPA SECRETARY-TREASURER REPORT FOR JUNE, 1985

### June 1985 Receipts:

World Entry Fees .....	\$ 870.00
Digest .....	2039.00
Membership .....	8384.25
League .....	571.00
Interest .....	1604.23
Total June Receipts .....	\$13468.48

### June 1985 Expenditures:

Supplies .....	\$ 109.21
League .....	2401.05
Telephone .....	189.69
Transfers .....	32.00
Postage .....	1149.19
Refunds .....	10.00
Purchase of Certificate of Deposit .....	15000.00
World Tournament Expenses .....	2115.79
Digest .....	3426.98
Officer Allowance .....	833.33
Total June Expenditures .....	\$25267.24

NOTE: These figures reflect only the records of the NHPA Secretary-Treasurer.

## WEBB HORSESHOES N.H.P.A. APPROVED

1-4 pair .....	\$25.00
5-9 pair .....	\$23.50
10 pair or more .....	\$22.00

Add \$2.00 per pair shipping cost (USA)

**WEBB HORSESHOE & EQUIPMENT**  
1319 LICKING PIKE • WILDER, KY 41076  
Phone (606) 781-0589

## SKINNERS BUTTE OPEN — EUGENE OREGON

JULY 13 & 14 — SANCTION 85-325

**CLASS A-1** — Barry Chapelle, 8-1-67.86; Ridge Leggett, 6-2-68.7; Lowell Davis, 6-2-63.0; Jerry Gorton, 1-6-50.6.

**CLASS A-2** — Joe James, 4-3-50.6; Ron Ferguson, 3-4-49.4; Bill Graham, 2-5-47.8; Bob Johnson, 0-7-38.5.

**CLASS B** — Bernard Martell, 6-1-54.2; Roger Christianson, 5-2-49.7; Lee Wallace, 3-3-50.3; Gene Sorenson, 3-3-48.2; John Garcia, 3-3-45.0; Len Christensen, 2-4-41.8; Don Ferguson, 0-6-43.7.

**CLASS C** — Jerry Wolfe, 6-1-38.5; Don Dunham, 5-2-35.2; Larry Flanary, 4-2-38.2; Dick Culbertson, 3-3-31.9; Marvin Tatchio, 2-4-28.3; Tom Williams, 1-5-32.3; Chuck Ball, 1-5-28.9.

**CLASS D** — Esthel Benner, 7-1-45.1; Willard Hufschmid, 6-2-36.1; Lloyd Kilgore, 5-3-36.8; Noel Ness, 4-4-40.0; Phil Hendry, 4-4-36.5; Vern Wanless, 4-4-34.7; Ken Leatherman, 3-5-36.4; Al Moen, 3-5-34.8; Wayne Maag, 0-8-29.9.


**CLASS E** — Oren McMillan, 8-1-39.2; Darrell Buell, 7-2-38.9; Dick Evans, 5-3-32.4; Al Holland, 5-3-32.4; Bud LeDoux, 4-4-30.2; Carolyn Ferguson, 3-5-23.8; Don Snethen, 2-6-26.6; Lloyd Likens, 2-6-25.9; Floyd Flemmer, 1-7-31.6.

**CLASS F** — Gordon Bergeson, 7-1-33.4; Bill Stoner, 6-2-30.2; Marvin Berg, 6-2-29.4; Warner Kirlin, 6-2-22.8; Chuck Wenger, 4-4-26.2; Alta Maag, 3-5-22.5; Larry Rickert, 3-5-19.7; Ben Goodling, 1-7-16.2; Dave Sturdevant, 0-8-15.9.

**CLASS G (Handicap)** — Harland Towne, 8-2-27.9; Jim Wear, 7-3-21.5; Donna Graham, 7-3-23.0; Janes Wear, 6-4-22.4; Glenn Chaput, 5-3-18.5; Jim Johnson, 4-4-22.8; Wayne Ferris, 2-6-19.2; Elmer Otnes, 1-7-17.2; Debi Wilson, 0-8-9.5.

## "NEW" "GREEOTT GRABBER"

the ultimate ringer keeper



Not JUST another horseshoe. The ultimate shock-absorbing, ringer saving design. Helps prevent loss of solidly hit ringers by rebounding.

Soft temper 2lb. 8oz.

\$28.00 pr. plus \$2.50 shipping, handling, to the 48 adjoining states. California residents add 6% tax. High grade steel casting. NOT cast iron. Send checks or money orders to:

"GREEOTT GRABBER" HORSESHOES  
c/o Steve Kynard 1380 Eagle Rock  
Woodland, CA 95695  
Or from NHPA representatives





## SUN SHINES ON McKNIGHT IN DORMONT OPEN PA. SHERI DAGAN LADIES CHAMP — SANC. 85-185

The rain clouds were many on Saturday, July 8 for the Dormont Open but the sun came shining through the following day to allow Bob McKnight to capture his THIRD straight win at the Dormont Open, but not without difficulty. Bob and Casey Danner had to face each other in a play-off match with Bob coming out the victor with a 40-37 score.

Sheri Dagan captures the Women's Class with a perfect record of 5-0 and setting the record for the Women's Class with a single game high with a 57.1. Sheri is from E. Liverpool, Oh. In the B Women's Class Jean Reffer attained her first sanctioned win with a 5-1 with a 20.1 average.

Men's Class B was clipped off by the barber, Carl Herbe of Millvale, Pa., with a 6-1 record and a 50.3%.

Men's Class C was delayed 3 hours due to rain storms but the true sportsmanship shone through to allow the tournament to be completed with Blair Weigel the winner after a three-way play-off.

Men's Class D produced another first-time sanctioned winner with Don Larkins victory with a 7-0 record and a 31.6%. Congratulations to all winners and Ron Weiss, tournament director, wants to say "THANKS FOR COMING."

**CLASS A —** Bob McKnight, Pa., 6-1-55.7; Casey Danner, Pa., 6-1-55.8; John B. Stadler, 5-2-49.4; Dave Meckevic, 3-4-51.3; Ed Blum, Pa., 3-4-46.3; Pete Vlachos, Pa., 3-4-38.5; Vince Sedlack, Pa., 2-5-49.4; Robert E. White, Pa., 0-7-28.1.

**CLASS B —** Carl Herbe, Pa., 6-1-50.3; Frank Morgan, Ohio, 5-2-44.9; Paul Gemza, Pa., 4-3-39.9; Joe Morris, Pa., 4-3-38.3; Tom Pischolsch, 4-3-36.0; Dick James, Pa., 3-4-31.5; Wayne Wood, Pa., 1-6-33.4; Rich Maroni, Pa., 1-6-25.7.

**CLASS C —** Blair Weigel, Pa., 6-1-37.3; Bob Korzen, Pa., 6-1-40.9; Gerald Glacken, Pa., 6-1-38.5; Joe Stanton, Pa., 4-3-36.9; George Bercini, Pa., 3-4-25.7; John Tedrow, Pa., 2-5-34.8; Bud Kerns, Pa., 1-6-26.3; Clark Carnahan, Pa., 0-7-22.4.

**CLASS D —** Don Larkins, 7-0-31.6; Art Partee, 5-2-32.8; Carl Stadler, Oio, 4-3-35.9; Buzz Liese, 4-3-28.6; John Oelschlagler, 3-4-28.3; Bill Doman, 3-4-27.5; Gene Swogger, 1-6-23.8; Steve Monoyoudis, 1-6-20.9.

**WOMEN'S CLASS —** Shari Dagan, Ohio, 5-0-42.0; Helena Morgan, Ohio, 3-2-24.0; Sandy Carnahan, Pa., 2-3-25.5; Grace Rugg, Pa., 2-3-21.9; Marty Wood, Pa., 2-3-20.5; Mary Mathis, Ohio, 1-4-25.6.

**WOMEN'S CLASS B —** Jean Reffer, 5-1-20.1; Cindy Ferguson, 3-3-14.9; Bobbie Clement, 3-3-10.8; Barb White, 1-5-15.9.

## SOUTHERN CALIFORNIA ASSOCIATION

**SANTA BARBARA — SEMANA NAUTICA OPEN — 85-140 — GROUP A —** Diane Lopez, Santa Barbara, 6-1-71.1; George Whittemore, Rosemead, 5-2-56.2; Joe Dawsey, Oxnard, 5-2-54.9; Pat Silva, Santa Barbara, 4-3-53.8; Steve Silva, Santa Barbara, 3-4-48.4; Nick Ihli, Ventura, 3-4-47.0; Bruce Stuart, Torrance, 2-5-46.5; Paul Charnow, Ventura, 0-7-25.0.

**GROUP B —** Jo Vickery, Riverside, 5-1-45.1; Ray Silva, Santa Barbara, 4-2-40.8; Ernie Knorp, Goleta, 4-2-37.2; Frank Morales, Santa Barbara, 4-2-36.9; Loris Hauck, Simi Valley, 3-3-38.6; Frank Esperanza, Oxnard, 1-5-26.8; Fred Craven, Bellflower, 0-6-30.7.

**GROUP C —** Doug Soward, Lake Isabella, 6-1-34.4; Len Ramirez, Santa Barbara, 5-2-41.2; Les Steward, Lake Hughes, 4-2-38.5; Dave Rodriguez, Santa Barbara, 4-1-24.2; Jeff Weaver, Santa Barbara, 3-2-30.4; Larry King, Bakersfield, 3-2-23.0; Elmer Landis, Bakersfield, 3-2-23.0; Jesse Martinez, Bakersfield, 2-3-28.0; Wally Whitley, Newport Beach, 2-3-22.3; Tim Wood, Canoga Park, 1-4-18.0; Ken Vickery, Riverside, 0-5-22.4; Jim Dow, Capistrano Beach, 0-5-16.0.

**GROUP D —** Art Hernandez, Santa Barbara, 7-0-28.9; Ron Fitzmorris, Port Hueneme, 5-2-16.3; Craig Arshere, Santa Barbara, 5-2-15.1; Edyth Soward, Lake Isabella, 3-4-7.1; Sally Shipley, Newport Beach, 3-4-8.9; Karen Rowbury, Santa Barbara, 2-5-7.7; Emily Weeks, Norwalk, 2-5-5.1; Karl Miller, Cucamonga, 1-6-5.7.

**ERNIE KNORP OPEN — 85-141 — GROUP A —** Diane Lopez, Santa Barbara, 6-0-69.7; George Whittemore, Rosemead, 5-1-57.7; Earl Kerr, Laguna Hills, 4-2-46.4; Steve Silva, Santa Barbara, 3-3-60.6; Ray Silva, Santa Barbara, 2-4-39.5; Bruce Stuart, Torrance, 1-5-44.0; Ernie Knorp, Goleta, 0-6-30.0.

**GROUP B —** Jim Maglio, Santa Barbara, 6-0-46.1; Phyllis Morten, Whittier, 5-1-45.1; Les Stewart, Lake Hughes, 3-3-40.1; Frank Morales, Santa Barbara, 3-3-35.5; Len Ramirez, Santa Barbara, 2-4-36.5; Art Hernandez, Santa Barbara, 2-4-29.9; Fred Craven, Bellflower, 0-6-27.0.

**GROUP C —** John Bowers, Santa Barbara, 5-1-36.2; Dave Rodriguez, Santa Barbara, 4-2-31.9; Jeff Weaver, Santa Barbara, 3-2-36.3; Doug Soward, Lake Isabella, 2-3-31.7; Paul Charnow, Ventura, 2-3-30.5; Ben Aguilar, Santa Barbara, 0-5-7.8.

**GROUP D —** Karen Rowbury, Santa Barbara, 6-0-18.7; Edyth Soward, Lake Isabella, 4-2-9.7; Ron Fitzmorris, Port Hueneme, 2-4-15.3; Karl Miller, Cucamonga, 0-6-1.7.

# Let PITCHER'S PAL

## help pick up the shoes

- Save your back
- Avoid fingernail damage
- Protect your hands

Send \$5<sup>95</sup> to:

post paid

**A  
Great  
Gift!**

Pitcher's Pal P.O. Box 583 West Middlesex Pa. 16159

### WALTER RAY WILLIAMS RETAINS WORLD HORSESHOE TITLE FOR 4TH TIME

Walter Ray Williams, Jr. of Chino, California won his fourth World Horseshoe Pitching Title posting a 31-0 record with an 84.9 ringer percentage. He was the 17th men's champion to finish undefeated.

### 1985 MEN'S CHAMPIONSHIP FINALS

	WON	LOST	%
1. Walter Ray Williams, Jr., Ca. ....	31	0	84.9
2. Carl Steinfeldt, Fl. ....	28	3	81.6
3. Jim Knisley, Oh. ....	26	5	80.2
4. Alvin Perry, Va. ....	26	5	78.2
5. Kevin Cone, Ia. ....	24	7	77.2
6. Mark Seibold, In. ....	24	7	76.3
7. Mike DiMartino, N.Y. ....	22	9	76.7
8. Kevin Hollister, Vt. ....	18	13	74.8
9. Jesse Gonzales, Ca. ....	18	13	74.2
10. Andre Leclerc, Can. ....	17	14	75.4
11. Albert Zadroga, Pa. ....	17	14	71.1
12. Mark Dyson, N.C. ....	16	15	74.8
13. Karl Van Sant, In. ....	16	15	71.1
14. Coke Bowker, Tx. ....	16	15	67.9
15. Clifford Baker, Il. ....	15	16	72.6
16. Charles Killgore, Mo. ....	15	16	71.0
17. Oscar Manns, Oh. ....	15	16	70.3
18. Art Tyson, N.Y. ....	15	16	69.5
19. George Moon, Oh. ....	14	17	71.4
20. Jerry Mills, In. ....	14	17	71.2
21. Merlin Potts, Ks. ....	14	17	70.2
22. Clyde Martz, Pa. ....	14	17	70.2
23. Roger Norwood, Tn. ....	13	18	70.8
24. Roger Potts, Ks. ....	11	20	65.2
25. Elden Sarbaugh, Oh. ....	10	21	66.8
26. Dale Lipovsky, Mn. ....	8	23	72.3
27. Kenneth Pogue, Mo. ....	8	23	66.3
28. Barry Chapelle, Or. ....	8	23	64.7
29. Charles Bonani, Ma. ....	7	24	66.8
30. Dan Beshore, Pa. ....	7	24	63.6
31. Kenneth Kugler, Oh. ....	5	26	65.7
32. Norman Rioux, Ct. ....	4	27	64.6



## MEN'S CHAMPIONSHIP — (Continued)

## CLASS B MEN — FINALS

	Won	Lost	%
1. Jesse Gonzales, Ca. ....	12	3	72.9
2. George Moon, Oh. ....	11	4	74.6
3. Kevin Hollister, Vt. ....	11	4	71.1
4. Gary Minnick, Az. ....	10	5	67.6
5. Dan Beshore, Pa. ....	9	6	70.6
6. Barry Chapelle, Or. ....	9	6	67.6
7. Robert May, Ind. ....	9	6	66.7
8. Norman Rioux, Ct. ....	8	7	72.1
9. Stephen Kuchcinski, Pa. ....	7	8	66.8
10. Jeff Henn, Ky. ....	7	8	62.3
11. Charles Bonani, Ma. ....	6	9	67.8
12. Bill MacIntyre, N.J. ....	6	9	66.7
13. Wayne Luoma, Oh. ....	6	9	66.5
14. Charles Anderson, In. ....	3	12	59.6
15. Don Peters, Ill. ....	3	12	59.3
16. Dave Loucks, Ca. ....	3	12	58.4

## SECTION 2 PRELIMS — CLASS B MEN

	Won	Lost	%
1. Gary Minnick, Az. ....	7	0	70.0
2. Stephen Kuchcinski, Pa. ....	5	2	72.9
3. Robert May, In. ....	5	2	70.3
4. Jack Henderson, Al. ....	3	4	64.3
5. Raymond Rugg, Pa. ....	3	4	63.4
6. Dale Henry, In. ....	2	5	64.9
7. William Ungetheim, In. ....	2	5	64.9
8. Dennis Ferree, Tn. ....	1	6	61.7

## SECTION 4 PRELIMS — CLASS B MEN

	Won	Lost	%
1. Barry Chapelle, Or. ....	6	1	68.0
2. Dave Loucks, Ca. ....	5	2	70.0
3. Charles Anderson, In. ....	4	3	71.4
4. Charles Bonani, Ma. ....	4	3	67.1
5. Chuck Grothe, In. ....	4	3	65.1
6. Ken Fraser, Tx. ....	3	4	63.7
7. John Hughes, Oh. ....	2	5	58.0
8. Pacer			

## CLASS C MEN — FINALS

	Won	Lost	%
1. Eddie Henry, Ky. ....	4	3	66.7
2. Michael Knop, Il. ....	4	3	64.4
3. Leonard Lipovsky, Mn. ....	4	3	63.5
4. Earl Linkous, Va. ....	4	3	62.9
5. Elwyn Cooper, Mo. ....	4	3	62.1
6. Clarence Bellman, In. ....	3	4	64.6
7. Bill Henn, Ky. ....	3	4	61.6
8. John LeMond, In. ....	2	5	65.0

## SECTION 2 PRELIMS — CLASS C MEN

	Won	Lost	%
1. John LeMond, In. ....	7	0	66.6
2. Eddie Henry, Ky. ....	5	2	66.6
3. Ralph Cullum, Fl. ....	5	2	62.9
4. Joe Ray, W.Va. ....	4	3	58.3
5. Roger Poutanen, Wi. ....	2	5	56.6
6. Dennis Ohms, Ut. ....	2	5	54.9
7. Wayne Henderson, Mo. ....	2	5	53.7
8. Richard Gyorkos, Mi. ....	1	6	43.7

## SECTION 1 PRELIMS — CLASS B MEN

	Won	Lost	%
1. Bill MacIntyre, N.J. ....	6	1	74.3
2. Norman Rioux, Ct. ....	6	1	73.4
3. Robert Garber, Oh. ....	5	2	64.0
4. Donald Hostrup, Wi. ....	4	3	58.9
5. Henry Hostetler, Oh. ....	3	4	63.4
6. Lloyd Ingersoll, Il. ....	2	5	62.9
7. Bill Holland, In. ....	2	5	59.7
8. Robert Williams, Mi. ....	0	6	51.4

## SECTION 3 PRELIMS — CLASS B MEN

	Won	Lost	%
1. Jesse Gonzales, Ca. ....	7	0	76.6
2. Kevin Hollister, Vt. ....	6	1	74.6
3. Gary Gardner, Oh. ....	4	3	62.0
4. Frank Baxter, In. ....	4	3	60.3
5. Douglas Stittleburg, Wi. ....	3	4	58.9
6. Jonathan Williams, Ca. ....	2	5	50.3
7. Earl Waggoner, Oh. ....	1	6	60.3
8. Joey Morris, Pa. ....	1	6	56.3

## SECTION 5 PRELIMS — CLASS B MEN

	Won	Lost	%
1. George Moon, Oh. ....	5	2	72.6
2. Wayne Luoma, Oh. ....	5	2	67.4
3. Don Peters, Il. ....	5	2	66.3
4. Dan Beshore, Pa. ....	4	3	70.6
5. Nathan Williams, Ca. ....	3	4	64.0
6. Jeff Henn, Ky. ....	2	5	66.6
7. Bill Vanderburg, Can. ....	2	5	62.3
8. Floyd Bartley, Mi. ....	2	5	61.1

## SECTION 1 PRELIMS — CLASS C MEN

	Won	Lost	%
1. Elwyn Cooper, In. ....	6	1	63.4
2. Clarence Bellman, In. ....	5	2	65.4
3. Levi Miller, Oh. ....	4	3	60.9
4. Bill Wicker, In. ....	4	3	60.6
5. Gordon Meece, Oh. ....	4	3	55.7
6. Glen Hoppes, In. ....	3	4	52.0
7. Greg Bean, Oh. ....	2	5	53.4
8. Pacer			

## SECTION 3 PRELIMS — CLASS C MEN

	Won	Lost	%
1. Leonard Lipovsky, Mn. ....	5	2	60.0
2. Earl Linkous, Va. ....	4	3	64.3
3. Edward Blum, Pa. ....	4	3	59.4
4. Leo Fitzpatrick, Mi. ....	4	3	58.9
5. Larry Knop, Il. ....	4	3	57.4
6. James Basinger, Il. ....	3	4	55.7
7. Robert Johnson, Oh. ....	3	4	50.0
8. Gary Poindexter, In. ....	1	6	52.0

Dear Vernon:

I purchased your pamphlet about a year ago and read and re-read it at least twenty times, took it to my practice court and made three changes in my game. I went from a 41% season to last year with a resounding 51.8% for 13 weeks of play.

Had to drop a card to say thanks and let you know it was the best three dollars I ever spent. It sure is nice to know that there are guys like you around who are willing to share.

Your friend,

John Kozik, Jr.  
Binghamton, NY 15901

Dear Mr. Kinser:

Please send me a copy of TIPS FOR THE HORSESHOE PITCHER AND BOWLER. I sent for a copy one other time and found it tremendously helpful. I loaned it out to some one and he liked it as much as I did so I let him keep it.

Thank you,

Frank Ellis  
Frewsburg, NY 14738

A F A N T A S T I C N E W B O O K	<h1 style="text-align: center;">Tips for the Horseshoe Pitcher and Bowler</h1> <p><b>Find Out:</b></p> <ul style="list-style-type: none"> <li>• How to avoid the balancing act.</li> <li>• About a horseshoe pitchers or bowlers version of the way baseball pitchers learn to put the ball where they want it.</li> <li>• How to get the mind involved and gain control of swing by turning over flight of shoe in the mind.</li> </ul> <p style="text-align: center;"><b>Vernon Kinser KINSER PUBLISHING, INC.</b> Route 3 Box 157A Aurora, Missouri 65605</p>	<p style="text-align: right;">Postpaid ONE \$4.00 6 ... \$3.00 ea. 12 .. \$2.50 ea.</p>	A F A N T A S T I C N E W B O O K
---	--	---	---

## TO MY HORSESHOE PITCHING FRIENDS

Since I started mailing my book about a couple of years ago, some things have happened that I think some of you might like to find out about.

Imagine how gratifying it must have been when I tuned in the Baseball Worlds Series to see, as best I could tell, that the Worlds greatest pitchers are learning from my book.

From what I can make out by watching the Professional Bowlers Tour every Saturday, they must be learning from my book mostly because the age of the finalists is getting much younger.

According to a recent copy of the News Digest the top 24 men at the 1984 Worlds Tournament included 9 rookies who had never made the Class A mens division before. It goes on to point out that the 1984 Class was probably the youngest ever, as 7 of the top 24 were under 25 years of age.

What such statistics are pointing out is that it does not take 50 years to master the game of horseshoe pitching any more and it all has happened since my book was first published.

Of course, it may or may not be a coincidence that my book has come along at the same time that the younger pitchers are invading the top 24 mens class. But I sure intended for it to pave the way by furnishing instructions on how to use the feet, legs, body, arms, shoulders, and even the head.

To make sure that none of the points in my book are missed, it would be wise to go to some school or college and see if the athletic director or some one else would help by studying the book and then discussing the points one by one with you.

Yours for more ringers,

Vern Kinser

**MEN'S CHAMPIONSHIP — (Continued)****SECTION 4 PRELIMS — CLASS C MEN**

	Won	Lost	%
1. Michael Knop, Ill. ....	5	2	63.1
2. David Nehring, Md. ....	5	2	58.3
3. Richard Pike, N.Y. ....	5	2	57.7
4. Richard Frakes, Mi. ....	4	3	57.4
5. Thomas Wennerstrom, Oh. ....	4	3	56.3
6. Bob McKnight, Pa. ....	3	4	58.6
7. Charles Erickson, Ill. ....	2	5	55.4
8. Pacer			

**CLASS D MEN — FINALS**

	Won	Lost	%
1. Eddie Henry, Ky. ....	4	3	66.7
2. John Brown, Oh. ....	5	2	57.3
3. James Simmet, Mi. ....	3	4	58.3
4. Fred Brown, Oh. ....	3	4	56.8
5. Justin Perticone, Mi. ....	3	4	56.3
6. Larry Francis, Mo. ....	3	4	54.9
7. Ed Domey, Ma. ....	2	5	58.6
8. Dick Pelton, Mi. ....	2	5	54.1

**SECTION 2 PRELIMS — CLASS D MEN**

	Won	Lost	%
1. John Brown, Oh. ....	6	1	64.3
2. James Simmet, Mi. ....	6	1	62.3
3. Ed Domey, Ma. ....	6	1	58.6
4. Bob Gibbons, Oh. ....	3	4	54.9
5. Carl Maier, Pa. ....	3	4	47.4
6. Stan McCoy, In. ....	2	5	49.7
7. Jerry Holt, Ok. ....	2	5	40.3
8. Moody Altizer, Va. ....	0	7	48.3

**SECTION 4 PRELIMS — CLASS D MEN**

	Won	Lost	%
1. Ronnie Lewis, In. ....	5	2	57.4
2. Ed Hinshaw, In. ....	5	2	54.6
3. Ralph Johnson, In. ....	4	3	57.4
4. James Coggins, N.C. ....	4	3	55.1
5. Robert Booe, Ks. ....	4	3	49.7
6. Joe Markiewicz, Oh. ....	3	4	51.1
7. Chris White, Mn. ....	2	5	46.3
8. Robert Kraus, Ill. ....	1	6	46.9

**CLASS E MEN — FINALS**

	Won	Lost	%
1. Jack Henderson, Al. ....	7	0	65.6
2. David Nehring, Md. ....	6	1	59.7
3. Donald Hostrup, Wi. ....	4	3	62.5
4. Dennis Ferree, In. ....	4	3	59.4
5. Ralph Johnson, In. ....	3	4	58.3
6. Jeff Henn, Ky. ....	2	5	59.7
7. Glen Hoppes, In. ....	2	5	58.5
8. John Hughes, Oh. ....	0	7	54.4

**SECTION 5 PRELIMS — CLASS C MEN**

	Won	Lost	%
1. Bill Henn, Ky. ....	5	2	60.6
2. Loyd Clerget, In. ....	5	2	58.9
3. Curt Boser, Mn. ....	4	3	59.7
4. Ed Weyer, In. ....	4	3	57.7
5. Jack Fahey, Fl. ....	4	3	57.4
6. Curt Over, Pa. ....	4	3	55.4
7. Bob McCharen, Tx. ....	2	5	56.6
8. Maurice Flaig, Oh. ....	0	7	47.7

**SECTION 1 PRELIMS — CLASS D MEN**

	Won	Lost	%
1. Larry Francis, Mo. ....	6	1	60.6
2. Justin Perticone, Mi. ....	4	3	65.1
3. Stan Smith, Oh. ....	4	3	55.1
4. Dan Brown, Oh. ....	4	3	53.1
5. Clarence Dixon, Pa. ....	4	3	50.9
6. Robert Barnes, Mo. ....	3	4	52.3
7. Angelo Cieslak, Ma. ....	2	5	56.0
8. Ed Sell, Pa. ....	1	6	31.7

**SECTION 3 PRELIMS — CLASS D MEN**

	Won	Lost	%
1. Fred Brown, Oh. ....	7	0	60.9
2. Charles Dunlap, Oh. ....	5	2	58.0
3. John Passmore, Md. ....	4	3	57.4
4. Dennis Malone, Ky. ....	4	3	52.6
5. Bret Pritzlaff, Wi. ....	3	4	50.9
6. Robert Sheppard, In. ....	3	4	50.6
7. Tom Stroh, Can. ....	2	5	48.9
8. Charlie Carter, Va. ....	0	7	34.0

**SECTION 5 PRELIMS — CLASS D MEN**

	Won	Lost	%
1. Dick Pelton, Mi. ....	6	1	56.6
2. Dale Dombrowsky, Oh. ....	4	3	54.9
3. Dean McCurdy, Pa. ....	4	3	51.1
4. John Hankins, Ky. ....	4	3	50.0
5. Ottie Reno, Al. ....	4	3	48.3
6. Chuck Arnold, Ok. ....	3	4	53.7
7. Arthur Burch, In. ....	3	4	52.3
8. Marvin Grubb, Fl. ....	0	7	39.4

**SECTION 1 PRELIMS — CLASS E MEN**

	Won	Lost	%
1. Jeff Henn, Ky. ....	9	2	61.8
2. Glen Hoppes, In. ....	7	4	58.5
3. Ralph Johnson, In. ....	7	4	57.8
4. H.B. Livengood, Ill. ....	7	4	53.0
5. Richard Gyorkos, Mi. ....	7	4	51.8
6. Robert Garber, Jr., Oh. ....	6	5	54.5
7. James Simmet, Mi. ....	6	5	54.1
8. Dan Brown, Oh. ....	5	6	54.5
9. Ken Fraser, Tx. ....	4	7	55.2
10. George Johnson, Mo. ....	4	7	46.7
11. James Lane, In. ....	4	7	43.6
12. Pacer			

## MEN'S CHAMPIONSHIP — (Continued)

## SECTION 2 PRELIMS — CLASS E MEN

	Won	Lost	%
1. Jack Henderson, Al. ....	10	1	59.4
2. Dick Pelton, Mi. ....	8	3	55.0
3. Wayne Henderson, Mo. .	7	4	55.1
4. Dennis Ohms, Ut. ....	7	4	54.9
5. Roger Poutanen, Wi. ....	7	4	53.8
6. Bill Wicker, In. ....	7	4	52.9
7. Larry Knop, Il. ....	6	5	52.9
8. Otti Reno, Al. ....	3	8	51.0
9. Norman Mauthe, Wi. ....	3	8	46.9
10. Robert Long, Mo. ....	3	8	46.1
11. Robert Simpson, Ky. ....	3	8	40.1
12. Wilford Henn, Ky. ....	2	9	41.4

## SECTION 4 PRELIMS — CLASS E MEN

	Won	Lost	%
1. David Nehring, Md. ....	9	2	58.5
2. John Hughes, Oh. ....	8	3	58.3
3. Charles Erickson, Sr., Il. .	8	3	52.7
4. Ralph Cullum, Fl. ....	7	4	57.2
5. Dennis Ferree, In. ....	6	5	58.6
6. Maurice Flaig, Oh. ....	5	6	51.6
7. Fred Brown, Oh. ....	5	6	51.2
8. Roger Rahfeldt, In. ....	5	6	47.6
9. Jim Shilling, In. ....	5	6	45.2
10. Greg Kuss, In. ....	5	6	43.8
11. Clarence Dixon, Pa. ....	3	8	51.8
12. Pacer			

## SECTION 1 PRELIMS — CLASS F MEN

	Won	Lost	%
1. John Hankins, Ky. ....	9	2	53.6
2. Gary Poindexter, In. ....	8	3	54.1
3. Marvin Bastian, Tn. ....	7	4	52.0
4. Glenn Lehrke, Mi. ....	7	4	49.1
5. Robert Lautenschleger, Oh. ....	7	4	48.9
6. Larry Francis, Mo. ....	6	5	53.0
7. E.J. Benton, Fl. ....	5	6	49.7
8. Robert Moit, In. ....	5	6	47.6
9. Tommy Lawson, Ga. ....	5	6	44.9
10. Rex Robison, Jr., Ne. . .	4	7	48.9
11. Mitchell Duncan, Ky. . .	3	8	42.1
12. Robert Switzer, Il. ....	0	11	37.0

## SECTION 3 PRELIMS — CLASS F MEN

	Won	Lost	%
1. Earl Noe, Oh. ....	9	2	49.4
2. Robert Barnes, Mo. ....	8	3	58.3
3. Gene Clevenger, Ky. ....	8	3	50.0
4. Earl Vansant, Oh. ....	8	3	49.6
5. Don Minich, In. ....	8	3	46.1
6. Bob Gibbons, Oh. ....	7	4	50.4
7. Charles Dunlap, Oh. ....	4	7	50.7
8. Donald Jones, Mo. ....	4	7	44.1
9. Art Geyer, Tx. ....	4	7	43.2
10. Dick Judd, In. ....	3	8	44.3
11. Carl York, Me. ....	3	8	39.4
12. Pacer			

## SECTION 3 PRELIMS — CLASS E MEN

	Won	Lost	%
1. Donald Hostrup, Wi. ....	9	2	62.1
2. Dennis Malone, Ky. ....	9	2	50.1
3. Earl Winston, Mo. ....	8	3	49.6
4. Angelo Cieslak, Ma. ....	7	4	53.4
5. Loyd Clerget, In. ....	6	5	53.0
6. John Brown, Oh. ....	6	5	52.5
7. Robert Hudnall, Ky. ....	4	7	47.6
8. James Andrew, In. ....	4	7	46.9
9. Paul Shutt, Mi. ....	4	7	46.1
10. James Vines, Tn. ....	3	8	49.2
11. Joe Mazzurco, Oh. ....	3	8	48.1
12. Paul Rohrs, Oh. ....	3	8	47.2

## CLASS F MEN — FINALS

	Won	Lost	%
1. Robert Outt, Ks. ....	5	2	52.1
2. Dean Boren, Sr., Il. ....	5	2	54.3
3. Robert Barnes, Mo. ....	4	3	57.3
4. Richard Frakes, Mi. ....	4	3	56.1
5. James Coggins, N.C. . .	3	4	53.8
6. John Hankins, Ky. ....	3	4	51.3
7. Gary Poindexter, In. ....	2	5	54.3
8. Earl Noe, Oh. ....	2	5	47.4

## SECTION 2 PRELIMS — CLASS F MEN

	Won	Lost	%
1. James Coggins, N.C. . .	11	0	55.6
2. Ralph Funk, Ks. ....	9	2	52.2
3. Eric Kingma, In. ....	9	2	43.4
4. Paul Day, In. ....	7	4	48.1
5. Robert Sheppard, In. ....	6	5	52.2
6. Leonard Martini, Sr., Oh. .	6	5	45.4
7. Robert Wells, Mi. ....	6	5	44.9
8. Dick Mudgett, N.Y. ....	6	5	44.1
9. Pacer			
10. Pacer			
11. Pacer			
12. Pacer			

## SECTION 4 PRELIMS — CLASS F MEN

	Won	Lost	%
1. Dean Boren, Il. ....	8	3	52.3
2. Robert Outt, Ks. ....	7	4	54.3
3. Richard Frakes, Mi. ....	7	4	53.2
4. Dale Kirtley, In. ....	7	4	49.0
5. Dan Sanders, Oh. ....	7	4	48.1
6. Robert Henderson, In. . .	7	4	43.6
7. James Basinger, Il. ....	6	5	51.4
8. Steve Long, Ga. ....	4	7	45.6
9. George Hale, N.Y. ....	4	7	42.1
10. Lawrence Croteau, N.H. .	4	7	41.4
11. Clifford Earnest, Mi. ....	3	8	44.0
12. Lloyd Neeb, Can. ....	2	9	38.0





## MEN'S CHAMPIONSHIP — (Continued)

## SECTION 3 PRELIMS — CLASS G MEN

	Won	Lost	%
1. Joey Morris, Pa. ....	10	1	54.7
2. Joseph Garner, N.C. ....	8	3	48.0
3. Donnel Newell, In. ....	8	3	46.0
4. Marlin Wells, In. ....	8	3	42.7
5. Leo Dellinger, In. ....	6	5	45.0
6. Tom White, Il. ....	5	6	44.5
7. J.W. Cox, In. ....	4	7	41.8
8. Orlin Knuth, Mi. ....	4	7	40.1
9. Richard Wisniewski, Il. ....	4	7	36.2
10. Steve Mikan, Pa. ....	3	8	39.6
11. Ken Green, Md. ....	3	8	38.2
12. Casey Moubray, Mi. ....	3	8	34.3

## CLASS H MEN — FINALS

	Won	Lost	%
1. Randy Rein, Wi. ....	5	2	46.0
2. Randall Flower, Oh. ....	4	3	50.0
3. Harry Bilz, Wi. ....	4	3	44.3
4. Jim Haupt, Wi. ....	4	3	41.2
5. Chris Kitti, Wi. ....	4	3	40.4
6. Glenn Sanders, Wi. ....	3	4	45.0
7. Phil Allen, Oh. ....	3	4	42.0
8. Dennis Simler, Il. ....	1	6	40.8

## SECTION 2 PRELIMS — CLASS H MEN

	Won	Lost	%
1. Harvey Bilz, Wi. ....	11	0	44.9
2. Russell Dunigan, Ky. ....	10	1	45.0
3. Martin Drummond, In. ....	8	3	43.8
4. Thomas Randolph, Oh. ....	7	4	45.6
5. Wayne Draper, In. ....	6	5	45.2
6. Don Hanes, N.M. ....	6	5	38.3
7. Ronald Bohannon, Ky. ....	5	6	36.0
8. Richard Hastings, Sr., Ma. ....	4	7	32.7
9. Maurice Rodocker, Oh. ....	3	8	36.5
10. John Beharry, Oh. ....	3	8	35.0
11. Robert Doty, N.Y. ....	3	8	29.0
12. James Schneider, Sr., Pa. ....	0	11	20.7

## SECTION 4 PRELIMS — CLASS H MEN

	Won	Lost	%
1. Dennis Simler, Il. ....	9	2	44.3
2. Frank Jones, In. ....	9	2	42.1
3. Jim Carey, Il. ....	8	3	45.0
4. Walt Detter, Oh. ....	8	3	44.3
5. Gustave Kuk, In. ....	8	3	40.7
6. James Spidle, Il. ....	7	4	39.6
7. Jim Atwell, Ca. ....	6	5	34.3
8. Ken Cole, Az. ....	5	6	32.0
9. Jim Kuss, In. ....	3	8	26.1
10. Pacer			
11. Pacer			
12. Pacer			

## SECTION 4 PRELIMS — CLASS G MEN

	Won	Lost	%
1. Robert Moore, Ky. ....	9	2	50.7
2. Melvin Rader, Ky. ....	8	3	47.2
3. Donald Marx, Ia. ....	8	3	44.0
4. Leland Johnson, Ok. ....	7	4	44.1
5. David Tatman, In. ....	6	5	40.0
6. Fred Draper, In. ....	6	5	38.9
7. William Stahl, Pa. ....	5	6	38.9
8. Toby Young, Sr., Fl. ....	4	7	36.9
9. Paul Dumont, Ma. ....	4	7	36.0
10. Bob Vail, In. ....	4	7	29.8
11. Paul Bechtel, Oh. ....	3	8	34.3
12. Richard Senger, Fl. ....	2	9	34.9

## SECTION 1 PRELIMS — CLASS H MEN

	Won	Lost	%
1. Randall Flower, Oh. ....	10	1	44.9
2. Howard Voiles, Wi. ....	9	2	41.8
3. Philip Allen, Oh. ....	8	3	47.6
4. Tim Poindexter, In. ....	7	4	40.5
5. William Litteral, Ky. ....	6	5	44.5
6. Jerry Nordlee, Wi. ....	5	6	45.6
7. Dennis Reid, Il. ....	5	6	39.6
8. Ed Clark, In. ....	5	6	39.0
9. Alec La Rock, N.Y. ....	5	6	38.0
10. Forrest Cooper, Ky. ....	4	7	40.0
11. William Beckman, Oh. ....	2	9	27.6
12. Pacer			

## SECTION 3 PRELIMS — CLASS H MEN

	Won	Lost	%
1. Chris Kitti, Wi. ....	10	1	45.6
2. Jim Haupt, Wi. ....	8	3	48.5
3. Glenn Sanders, In. ....	8	3	46.3
4. Randy Rein, Wi. ....	8	3	46.0
5. James Bray, Mo. ....	7	4	43.8
6. Ed Bottom, Ky. ....	7	4	39.2
7. Randy Hankins, Ky. ....	5	6	40.0
8. Elery Campbell, In. ....	4	7	38.3
9. Bill Sammons, Oh. ....	4	7	34.7
10. James Bennett, In. ....	4	7	28.5
11. Melvin Bussert, In. ....	1	10	26.9
12. Pacer			

## CLASS I MEN — FINALS

	Won	Lost	%
1. Patrick Kluesner, In. ....	5	2	49.1
2. Donald Jones, Al. ....	5	2	47.4
3. Jim Blumenthal, Mo. ....	5	2	45.2
4. George Dickson, In. ....	4	3	45.1
5. Pete Willard, N.C. ....	3	4	43.6
6. Forest Clark, Il. ....	3	4	40.0
7. Leonard Conner, In. ....	2	5	44.7
8. Stan McCoy, In. ....	1	6	45.4

# DEADEYE HORSESHOES

## NOW IN

## FOUR MODELS

CLYDESDALES NOW IN LIGHTER WEIGHTS

	Price Per Pr.—Up to 12 Pairs	Price Per Pr.—12 Prs. & Over
CLYDESDALES 2# 10 oz., 2# 9 oz., 2# 8 oz., & 2# 7 oz.	\$27.00/Pr.	\$20.00/Pr.
N.T. 2# 10, 9, 8, 7 oz.	\$27.00/Pr.	\$20.00/Pr.
REGULAR 2# 9, 8, 7, 6	\$27.00/Pr.	\$20.00/Pr.
E-Z GRIP 2# 10, 9, 8, 7 & 6 oz.	\$32.00/Pr.	\$25.00/Pr.

*Prices on all "DEADEYES" f.o.b. point of shipment.  
Missouri residents add 4-5/8% sales tax and California  
residents add on 6% tax.*

All "DEADEYES" are dead soft (curved only).

All "DEADEYES" are guaranteed against breakage for 2 years.

All "DEADEYES" guaranteed for 2 years from date  
of purchase (NOT RE-PLACEMENT DATE)

Contact (Bill Courtwright ONLY) for special prices on  
rejects and returned shoes (NO GUARANTEE)

DEADEYE Caps Available — \$5.00 postpaid

W. Courtwright  
P.O. Box 742  
Fenton, MO 63026  
Phone: (314) 376-5222 (8-5)  
(314) 677-2200  
(314) 842-5188

Carl Steinfeldt  
44 Ridgecrest Road  
Rochester, NY 14626 (summer)  
Phone: (716) 225-4191

Walter Ray Williams, Jr.  
6140 Grant St.  
Chino, CA 91710  
Phone: (714) 628-6053

Carl Steinfeldt  
407 Shady Lane Mobil Park  
15400 Roosevelt Blvd.  
Clearwater, FL 33520  
(winter address)  
Phone: (813) 535-3136

ORDER DIRECT or from NHPA REPRESENTATIVE

## Top 3 pitchers in Championship Class of World's Tourney all pitched "DEADEYE" Horseshoes.

Walter Ray Williams	84.9%	2# 10 oz. Clydesdale
Carl Steinfeldt		2# 6 oz. E-Z Grip
Alvin Perry		2# 8 oz. E-Z Grip

All "DEADEYE" shoes now weighed on computerized scales to one one-hundredth of a lb. so as to make both shoes in a pair to weigh almost the same.

Try "DEADEYES." You will like them. Guaranteed against breakage for 2 years.

## MEN'S CHAMPIONSHIP — (Continued)

### SECTION 1 PRELIMS — CLASS I MEN

	Won	Lost	%
1. Leonard Conner, In. ....	8	3	47.4
2. Ron Bender, Tn. ....	8	3	40.9
3. Donald Wilcox, N.Y. ....	8	3	40.5
4. Patrick Kluesner, In. ....	7	4	44.3
5. William Lawson, Ma. ....	7	4	38.9
6. Wayne Franzen, Wi. ....	6	5	40.0
7. Jerry Griggs, Mo. ....	5	6	40.9
8. Gordon Miller, Oh. ....	5	6	38.7
9. Louie Pottinger, Ky. ....	5	6	38.3
10. Harry Clement, Pa. ....	4	7	35.8
11. Joseph West, Fl. ....	2	9	25.8
12. Robert Smith, Tx. ....	1	10	24.5

### SECTION 3 PRELIMS — CLASS I MEN

	Won	Lost	%
1. Donald Jones, Al. ....	11	0	47.5
2. Pete Willard, N.C. ....	9	2	46.0
3. Harry Denlinger, Oh. ....	8	3	40.2
4. Jim Blumenthal, Mo. ....	7	4	44.2
5. Bob Steimel, In. ....	5	6	42.2
6. Marvin Edson, Ne. ....	5	6	42.0
7. Jeffery Bowyer, In. ....	4	7	40.2
8. Robert Traber, Wi. ....	4	7	36.7
9. Rexal Seeds, Il. ....	4	7	32.2
10. Chester Burnett, In. ....	3	8	39.3
11. Archie Sexton, In. ....	3	8	33.6
12. Ronald Rankin, Il. ....	3	8	32.7

### CLASS J MEN — FINALS

	Won	Lost	%
1. Charles Hobbs, In. ....	5	2	38.3
2. Al Peterman, Il. ....	5	2	43.5
3. Glenn Whiteaker, In. ....	4	3	40.9
4. Donald Bailey, Il. ....	4	3	39.9

### CLASS J MEN — FINALS (continued)

5. Larry Watkins, In. ....	3	4	38.8
6. Bob Champion, Co. ....	3	4	36.8
7. Lowell Swick, In. ....	2	5	35.2
8. Eugene Carter, Mo. ....	2	5	29.0

### SECTION 2 PRELIMS — CLASS I MEN

	Won	Lost	%
1. Stan McCoy, In. ....	10	1	52.0
2. Sparky Hall, Fl. ....	10	1	41.1
3. Paul Howard, Mi. ....	8	3	40.5
4. John Clow, Md. ....	7	4	38.3
5. Coy Bennett, Tn. ....	6	5	41.3
6. Donald Spray, In. ....	6	5	38.9
7. John Streible, Ky. ....	5	6	38.7
8. Fred Smith, Mo. ....	5	6	30.9
9. Fred Pieper, In. ....	4	7	34.7
10. Charles Myers, Oh. ....	3	8	29.3
11. Roy Colby, Mi. ....	2	9	30.7
12. Pacer			

### SECTION 4 PRELIMS — CLASS I MEN

	Won	Lost	%
1. Forest Clark, Il. ....	11	0	45.4
2. George Dickson, In. ....	9	2	45.4
3. David Ward, Ky. ....	8	3	43.8
4. Stanley Kemper, Ky. ....	7	4	41.8
5. Eugene Webster, Ky. ....	6	5	39.4
6. Gordon Simmons, Mo. ....	6	5	34.5
7. Clarence Hyatt, In. ....	5	6	40.3
8. Loron Lindsey, Ga. ....	4	7	41.0
9. Donald Schneider, Ky. ....	4	7	36.1
10. Marc Otero, N.Y. ....	4	7	33.2
11. Larry Glass, Oh. ....	2	9	25.6
12. Pacer			

## MEN'S CHAMPIONSHIP — (Continued)

## SECTION 1 PRELIMS — CLASS J MEN

	Won	Lost	%
1. Lowell Swick, In. ....	9	2	41.1
2. Jim Larkin, Mo. ....	8	3	37.5
3. Robert Prohaska, In. ....	8	3	35.12
4. Frank Koehler, Ia. ....	7	4	38.9
5. Marvin Jackson, In. ....	6	5	38.4
6. Homer Cain, Ok. ....	6	5	36.0
7. Steven Dunning, In. ....	6	5	30.2
8. Ronald Pritzlaff, Wi. ....	5	6	35.5
9. Charles Grooms, Ne. ....	4	7	31.6
10. William Welch, In. ....	3	8	34.0
11. Wilbur Gay, Mo. ....	3	8	22.5
12. Dwight Wetzell, Pa. ....	1	10	16.0

## SECTION 3 PRELIMS — CLASS J MEN

	Won	Lost	%
1. Glenn Whiteaker, In. ....	9	2	43.6
2. Eugene Carter, Mo. ....	8	3	41.1
3. Donald Draper, In. ....	8	3	36.9
4. Ralph Sharp, Ky. ....	7	4	36.9
5. Slim Allen, Ia. ....	6	5	32.7
6. William Coakley, Oh. ....	6	5	30.7
7. Ray Mayhew, Il. ....	5	6	37.6
8. Earl Simler, Il. ....	5	6	35.3
9. Bill Kenton, Ky. ....	4	7	37.1
10. Ronnie Coffey, In. ....	4	7	35.3
11. John Miller, In. ....	3	8	35.1
12. Marvin Simpkins, Oh. ....	1	10	31.0

## CLASS K MEN — FINALS

	Won	Lost	%
1. Donald Bollock, In. ....	5	2	35.9
2. Keith Briggs, Mi. ....	4	3	42.7
3. Leonard Broe, In. ....	4	3	35.8
4. Rusty Enzor, Mo. ....	4	3	39.4
5. Steve Rathburn, In. ....	3	4	39.9
6. Harry Palmateer, In. ....	3	4	37.6
7. Dale Ferguson, Il. ....	3	4	35.8
8. Jim Hagerty, In. ....	2	5	35.0

## SECTION 2 PRELIMS — CLASS K MEN

	Won	Lost	%
1. Keith Briggs, Mi. ....	9	2	43.1
2. Kenneth Gipson, Al. ....	9	2	36.0
3. Charles Jones, Oh. ....	7	4	36.0
4. Harry Palmateer, In. ....	6	5	39.8
5. Dale Ferguson, Il. ....	6	5	39.5
6. Robert Hill, In. ....	6	5	33.3
7. Arol Castros, Il. ....	6	5	31.8
8. Bob Hoover, In. ....	5	6	36.0
9. Arnold West, Fl. ....	5	6	32.2
10. Jim Bailey, In. ....	4	7	31.6
11. William Ryan, Ct. ....	2	9	26.0
12. Ronnie West, Oh. ....	1	10	27.3

## SECTION 2 PRELIMS — CLASS J MEN

	Won	Lost	%
1. Larry Watkins, In. ....	11	0	42.7
2. George King, Il. ....	10	1	40.7
3. Donald Bailey, Il. ....	8	3	46.7
4. Jack McKinney, Ne. ....	7	4	40.5
5. Raymond Hall, N.Y. ....	7	4	35.8
6. Archie Adams, Ky. ....	6	5	36.5
7. Harold Holle, In. ....	4	7	36.0
8. Gary Mason, N.Y. ....	4	7	33.3
9. Jim Griffith, In. ....	4	7	33.3
10. Jim Clark, In. ....	4	7	32.2
11. Tim Tatman, In. ....	1	10	31.5
12. Elmer Rouse, Oh. ....	0	11	14.7

## SECTION 4 PRELIMS — CLASS J MEN

	Won	Lost	%
1. Bob Champion, Co. ....	10	1	40.4
2. Ross Meredith, Va. ....	9	2	38.0
3. Charles Hobb, In. ....	8	3	41.6
4. Winfield Weinberg, In. ....	8	3	39.4
5. Al Peterman, Il. ....	7	4	44.5
6. Rollin Futrell, Oh. ....	7	4	36.9
7. Michael Brown, In. ....	7	4	30.2
8. Martin Firkus, Wi. ....	3	8	29.2
9. Gordon Sams, In. ....	3	8	23.5
10. Leslie Simpson, Ky. ....	2	9	19.6
11. Ray Ward, Tn. ....	1	10	30.0
12. Pacer			

## SECTION 1 PRELIMS — CLASS K MEN

	Won	Lost	%
1. Donald Bollock, In. ....	11	0	41.1
2. Ken Jeffers, In. ....	8	3	35.5
3. Leroy Hahn, In. ....	8	3	30.4
4. William Hildebrand, Wi. ....	6	5	25.6
5. Don Weaver, Nv. ....	5	6	26.0
6. William Harr, Il. ....	5	6	23.1
7. Thomas Chase, In. ....	5	6	21.6
8. James Mossholder, Oh. ....	5	6	20.2
9. Bob Cummings, Oh. ....	5	6	18.0
10. Les Holland, Mn. ....	4	7	28.0
11. Russell Sanson, In. ....	3	8	18.5
12. John Nelson, In. ....	1	10	14.2

## SECTION 3 PRELIMS — CLASS K MEN

	Won	Lost	%
1. Steve Rathburn, In. ....	9	2	39.1
2. John Barrows, Mi. ....	8	3	34.0
3. Thomas Cutts, Wi. ....	7	4	32.0
4. Bruce Bowling, Oh. ....	7	4	29.3
5. Dave Shreve, Il. ....	7	4	28.4
6. Thomas Reid, Il. ....	6	5	33.3
7. Earl Greene, Oh. ....	5	6	33.6
8. Mike Blankenship, In. ....	5	6	29.5
9. Randy Langley, Ky. ....	4	7	26.2
10. Virgil Jackson, In. ....	4	7	22.7
11. William Matey, Wi. ....	3	8	27.5
12. Dick Lemish, In. ....	1	10	22.2



## COLORFUL BUMPER STICKER

\$1.95 Postpaid

OGLE-ART DESIGNS, Dept B

P.O. Box 49605

Austin TX 78765

## MEN'S CHAMPIONSHIP — (Continued)

## SECTION 4 PRELIMS — CLASS K MEN

	Won	Lost	%
1. Rusty Enzor, Mo. ....	10	1	35.8
2. Jim Hagerty, In. ....	8	3	36.2
3. Joseph Rodgers, In. ....	8	3	32.0
4. James Lemish, In. ....	7	4	35.5
5. Leonard Broe, In. ....	6	5	37.1
6. John Atchley, La. ....	6	5	30.9
7. Gene Van Sant, Ca. ....	6	5	30.5
8. Earl Kilchenman, Oh. ....	6	5	28.4
9. Jimmy Matheny, Mo. ....	4	7	27.3
10. Bill Price, Ky. ....	4	7	24.0
11. Ronald Czaja, In. ....	1	10	15.8
12. Terry Martin, Ne. ....	0	11	17.8

## CLASS L MEN — FINALS

	Won	Lost	%
1. William Progen, Ma. ....	6	1	39.2
2. John Black, In. ....	5	2	37.4
3. Harvey Washburn, Ks. ....	4	3	37.3
4. Dale Stephenson, In. ....	3	4	39.5
5. Jerry Lampe, Ia. ....	3	4	36.0
6. Charlie O'Brien, Mo. ....	3	4	32.9
7. Joe Beem, Mo. ....	3	4	32.6
8. Norman Keepses, Il. ....	1	6	28.7

## SECTION 1 PRELIMS — CLASS L MEN

	Won	Lost	%
1. Dale Stephenson, In. ....	10	1	35.6
2. Kenneth Hale, Mo. ....	8	3	33.5
3. Joe Beem, Mo. ....	7	4	37.3
4. Rick Ransick, Oh. ....	7	4	32.4
5. Stan Holderly, In. ....	7	4	29.3
6. Norman Keepses, Il. ....	6	5	34.2
7. Philip Clow, Md. ....	6	5	30.5
8. Jack Mead, In. ....	6	5	27.3
9. William Stevenson, Il. ....	6	5	25.1
10. Lewis Kent, Mo. ....	2	9	20.0
11. Tom Poore, In. ....	1	10	14.4
12. Sylvester Hahn, Jr. ....	0	11	16.9

## SECTION 2 PRELIMS — CLASS L MEN

	Won	Lost	%
1. Jerry Lampe, Ia. ....	10	1	36.4
2. Charlie O'Brien, Mo. ....	10	1	35.1
3. John Black, In. ....	9	2	35.1
4. Gerard Harris, Pa. ....	7	4	26.4
5. Glenn Donaldson, In. ....	6	5	24.7
6. Loyd Bartley, Mi. ....	5	6	20.9
7. Ben Burrows, Ky. ....	4	7	25.3
8. Larry Harmon, Oh. ....	4	7	21.6
9. Robert Cunningham, In. ....	3	8	27.8
10. William Van Zanten, Az. ....	3	8	26.2
11. Denny Waggoner, Oh. ....	3	8	21.5
12. Kenneth Tally, In. ....	2	9	24.0

## SECTION 3 PRELIMS — CLASS L MEN

	Won	Lost	%
1. Harvey Washburn, Ks. ....	9	2	35.6
2. Elmer Branson, In. ....	8	3	31.8
3. John Piper, Il. ....	7	4	30.7
4. Larry Farris, In. ....	7	4	27.5
5. Joe Galema, In. ....	7	4	22.5
6. Lynn Kalvig, S.D. ....	6	5	27.6
7. Harlem Hoffbeck, Wi. ....	6	5	24.2
8. Larry Langewisch, Mo. ....	5	6	28.5
9. Harold Green, In. ....	4	7	23.8
10. Ralph Carter, Ca. ....	4	7	23.3
11. Leo Ouellette, N.Y. ....	3	8	21.5
12. John Page, N.H. ....	0	11	16.0

## SECTION 4 PRELIMS — CLASS L MEN

	Won	Lost	%
1. William Progen, Ma. ....	9	2	34.7
2. Eddie Canupp, Oh. ....	9	2	31.1
3. John Goode, Jr., Il. ....	9	2	30.4
4. Jim Turpin, In. ....	8	3	34.0
5. Marvey Washburn, Ks. ....	6	5	30.2
6. Gene McCutcheon, Oh. ....	6	5	27.5
7. Robert Gentry, Oh. ....	6	5	26.5
8. Clayton Iles, La. ....	4	7	23.6
9. David Herring, In. ....	4	7	23.5
10. Don Musser, In. ....	4	7	19.8
11. Harold Bull, Il. ....	1	10	13.3
12. Luther Chandler, In. ....	0	11	12.5

## MEN'S CHAMPIONSHIP — (Continued)

## CLASS M MEN — FINALS

	Won	Lost	%
1. Greg Rathburn, In. ....	7	0	40.9
2. Stanley Loy, In. ....	6	1	41.4
3. Jerry Saunders, In. ....	4	3	38.7
4. Boyd Stonerock, Mi. ....	3	4	36.1
5. Vince Cavanaugh, In. ....	2	5	27.9
6. Rick Lemish, In. ....	2	5	27.5
7. Art Felgenhauer, Il. ....	2	5	25.1
8. La Vern Richard, Wi. ....	2	5	22.6

## SECTION 2 PRELIMS — CLASS M MEN

	Won	Lost	%
1. Vince Cavanaugh, In. ....	10	1	32.0
2. Ike McClurg, Ky. ....	10	1	28.0
3. Richard La Vern, Wi. ....	7	4	30.3
4. Delvern Carter, Mi. ....	6	5	24.1
5. Roy Lamb, In. ....	5	6	28.1
6. Ed Pearson, In. ....	5	6	27.2
7. Gene Robinson, In. ....	5	6	26.0
8. Robert Leighton, Va. ....	5	6	21.1
9. Marvin Falk, Mi. ....	4	7	23.1
10. L.L. Brown, Il. ....	4	7	18.0
11. Jack Mettert, In. ....	3	8	21.8
12. Clayton Bushman, Oh. ....	2	9	21.6

## SECTION 1 PRELIMS — CLASS M MEN


	Won	Lost	%
1. Rick Lemish, In. ....	10	1	28.7
2. Greg Rathburn, In. ....	9	2	36.3
3. Lloyd Osborn, In. ....	8	3	21.2
4. Lawrence Wooster, In. ....	7	4	28.3
5. John Ollerich, Jr., Mi. ....	7	4	22.9
6. Roy Franke, Il. ....	6	5	30.7
7. Mike Rathburn, In. ....	6	5	24.0
8. Cal Kaercher, Fl. ....	5	6	26.5
9. Carlos Webb, Ky. ....	4	7	21.0
10. Michael Ardelean, Mi. ....	3	8	22.1
11. Henry Allen, Oh. ....	0	11	5.2
12. Pacer			

## SECTION 3 PRELIMS — CLASS M MEN

	Won	Lost	%
1. Stanley Loy, In. ....	11	0	34.5
2. Danny Webb, Ky. ....	8	3	29.3
3. Marvin Taylor, Il. ....	7	4	30.2
4. James Dunham, In. ....	7	4	27.6
5. Dick Wheeler, Oh. ....	7	4	26.7
6. Jimmy McCormick, In. ....	7	3	25.6
7. William McDaniel, In. ....	6	5	28.0
8. Brian Conner, In. ....	6	5	23.5
9. Charles Cardwell, In. ....	4	7	25.3
10. Frank Hebeler, Oh. ....	2	9	23.6
11. La Verne Gerdes, Ne. ....	0	11	18.2

Since 1931

GORDON

*"Spin-On"*

— 3 TEMPER —

Medium With Hardened Calks

Dead Soft

Hard

Southern California Representative

JERRY SCHNEIDER

3144 W. Paso Robles Drive

ANAHEIM, CALIFORNIA 92804

714-826-0684

APPROVED BY NHPA

OFFICIAL STAKES ALSO AVAILABLE

THE QUEEN CITY FORGING CO.

233 TENNYSON STREET

CINCINNATI, OHIO 45226



**MEN'S CHAMPIONSHIP — (Continued)****SECTION 4 PRELIMS — CLASS M MEN**

	Won	Lost	%
1. Arthur Felgenhauer, II. . . . .	10	1	33.2
2. Jerry Saunders, In. . . . .	8	3	32.5
3. Lacy Taulbee, In. . . . .	8	3	28.7
4. Boyd Stonerock, Mi. . . . .	7	4	33.4
5. Robert Marshall, N.Y. . . . .	7	4	25.0
6. Miles Cooper, Ky. . . . .	6	5	21.1
7. Willis Miller, In. . . . .	54	6	26.3
8. Wayne Richard, In. . . . .	5	6	23.1
9. Roy Hoffman, La. . . . .	4	7	23.0
10. Dominick Misuraca, Mi. . . . .	3	8	24.1
11. Pete Moon, Australia . . . . .	0	11	4.3
12. Pacer			

**SECTION 1 PRELIMS — CLASS N MEN**

	Won	Lost	%
1. Robert Hopkins, Ne. . . . .	11	0	26.7
2. John Wilson, La. . . . .	8	3	29.6
3. Jim Mettert, In. . . . .	8	3	22.0
4. Curtis Ramsey, In. . . . .	8	3	16.2
5. John Poore, In. . . . .	6	5	24.9
6. Joe Miller, In. . . . .	6	5	24.7
7. Dan Rathburn, In. . . . .	5	6	23.5
8. Richard MacKay, Wi. . . . .	5	6	18.2
9. Joe Brickler, In. . . . .	4	7	11.3
10. Ronald Burkhalter, In. . . . .	3	8	13.3
11. Ron Abbott, In. . . . .	2	9	10.4
12. Wayne Ringer, In. . . . .	0	11	8.5

**SECTION 3 PRELIMS — CLASS N MEN**

	Won	Lost	%
1. Mark DeHart, In. . . . .	11	0	32.7
2. Emile Landry, La. . . . .	9	2	28.1
3. Lester Rittenhouse, Fl. . . . .	8	3	26.9
4. Robert Wegman, Il. . . . .	8	3	23.0
5. Dennis Mirante, In. . . . .	8	3	20.0
6. Mark Kennedy, In. . . . .	6	5	15.4
7. Michael DeVoss, In. . . . .	5	6	16.0
8. William Thompson, Il. . . . .	3	8	12.1
9. Pat Dowden, In. . . . .	3	8	11.0
10. James Hicks, In. . . . .	3	8	6.4
11. Keith DeVoss, In. . . . .	2	9	11.1
12. Pacer			

**DEBBIE MICHAUD WINS LADIES WORLD CHAMPIONSHIP FOR SECOND TIME****CHAMPIONSHIP WOMEN — FINALS**

	Won	Lost	%
1. Deborah Michaud, Ma. . . . .	10	1	82.8
2. Diane Cantin, Can. . . . .	9	2	83.3
3. Debbie Pickering, N.H. . . . .	7	4	79.9
4. Frances Carnahan, Pa. . . . .	7	4	79.0
5. Vicki Winston, Mo. . . . .	6	5	80.5
6. Ruth Hangen, N.Y. . . . .	6	5	79.9
7. Phyllis Negaard, Mn. . . . .	6	5	77.6
8. Angelina Moisan, Can. . . . .	5	6	74.1
9. Lorraine Thomas, N.Y. . . . .	4	7	70.9
10. Tari Powell, Il. . . . .	3	8	73.3
11. Opal Reno, Ar. . . . .	2	9	72.3
12. Sandy Karasch, Mn. . . . .	1	10	69.7

**CLASS N MEN — FINALS**

	Won	Lost	%
1. John Wilson, La. . . . .	7	0	37.4
2. Michiel DeHart, In. . . . .	5	2	33.0
3. Robert Hopkins, Ne. . . . .	5	2	26.6
4. Mark DeHart, In. . . . .	3	4	33.5
5. Emile Landry, La. . . . .	3	4	26.2
6. Fred Saylor, In. . . . .	3	4	24.7
7. John Poore, In. . . . .	1	6	22.2
8. Robert Washburn, Ks. . . . .	1	6	19.8

**SECTION 2 PRELIMS — CLASS N MEN**

	Won	Lost	%
1. Michael DeHart, In. . . . .	10	1	35.1
2. Fred Saylor, Sr., In. . . . .	9	2	28.0
3. Larry Cain, In. . . . .	8	3	23.1
4. Dailey Fogle, In. . . . .	7	3	23.3
5. Gene Freese, La. . . . .	6	5	18.9
6. Jon McBride, In. . . . .	6	5	17.8
7. Roger Range, Il. . . . .	5	6	20.0
8. Ed Bates, In. . . . .	5	6	16.7
9. Eric Vandeventer, In. . . . .	3	8	17.5
10. Michael Drummond, In. . . . .	3	8	16.0
11. George Hankins, In. . . . .	2	9	12.0
12. Robert Young, Il. . . . .	2	9	14.0

**SECTION 4 PRELIMS — CLASS N MEN**

	Won	Lost	%
1. Robert Washburn, Ks. . . . .	10	1	26.7
2. Bruce Stephens, Il. . . . .	10	1	24.7
3. Clarence Sage, In. . . . .	9	2	24.5
4. Larry Le Fever, In. . . . .	6	5	22.5
5. Paul Gibson, Il. . . . .	6	5	21.8
6. Lester Lemaster, In. . . . .	6	5	20.3
7. Doc Zarse, In. . . . .	4	7	23.0
8. David Garen, Oh. . . . .	4	7	18.9
9. Donnie Kinkead, Oh. . . . .	4	7	15.2
10. Jerry Barnett, In. . . . .	4	7	15.0
11. Steve Zarse, In. . . . .	3	8	14.5
12. Pacer			

**CHAMPIONSHIP WOMEN PRELIMS — SEC 1**

	Won	Lost	%
1. Debbie Pickering, N.H. . . . .	7	0	77.1
2. Sandy Karasch, Mn. . . . .	4	3	67.7
3. Connie Still, Oh. . . . .	4	3	64.0
4. Sylvianne Moisan, Can. . . . .	3	4	68.9
5. Betty Dunlap, Oh. . . . .	3	4	63.1
6. Loree Meier, Mo. . . . .	3	4	61.4
7. Jeannette Spaller, Oh. . . . .	3	4	57.1
8. Boni Boser, Mn. . . . .	1	6	63.4

**WOMEN'S CHAMPIONSHIP — (Continued)****SECTION 2 PRELIMS — WOMEN**

	Won	Lost	%
1. Vicki Winston, Mo. ....	7	0	79.1
2. Ruth Hangen, N.Y. ....	6	1	74.3
3. Lorraine Thomas, N.Y. ...	5	2	72.9
4. Opal Reno, Ar. ....	4	3	70.9
5. Debbie Cooper, Ky. ....	2	5	63.1
6. Sheila McGrath, Can. ....	2	5	58.3
7. Evelyn Johnson, Ok. ....	1	6	55.7
8. Katherine Harrison, Oh. ...	1	6	50.9

**SECTION 3 PRELIMS — WOMEN**

	Won	Lost	%
1. Phyllis Negaard, Mn. ....	7	0	74.0
2. Deborah Michaud, Ma. ...	5	2	72.6
3. Betty Steinfeldt, N.Y. ...	5	2	64.3
4. Edi Holland, Mn. ....	4	3	59.4
5. Jane Smith, Wi. ....	3	4	54.0
6. Lynda Von Stein, Oh. ....	3	4	45.7
7. Lynne Hughes, Mn. ....	1	6	51.4
8. Sue Williams, Mi. ....	0	7	26.6

**SECTION 4 PRELIMS — WOMEN**

	Won	Lost	%
1. Diane Cantin, Can. ....	7	0	80.6
2. Frances Carnahan, Pa. ...	5	2	75.4
3. Angeline Moisan, Can. ...	4	3	70.0
4. Dorothy Smith, Oh. ....	4	3	54.0
5. Jean Myers, Oh. ....	3	4	63.1
6. Bonnie Seibold, In. ....	3	4	61.7
7. Dorothy Slocum, Oh. ....	1	6	45.1
8. Lori Oberbillig, Il. ....	1	6	44.3

**WOMEN CLASS B — FINALS**

	Won	Lost	%
1. Opal Reno, Ar. ....	7	0	71.9
2. Angeline Moisan, Can. ...	6	1	69.6
3. Sandy Karasch, Mn. ....	5	2	70.9
4. Betty Steinfeldt, N.Y. ...	3	4	63.6
5. Connie Still, Oh. ....	3	4	62.6
6. Sylvianne Moisan, Can. ...	3	4	60.8
7. Boni Boser, Mn. ....	1	6	60.1
8. Betty Dunlap, Oh. ....	0	7	54.4



Off I-94, Between Hwys. 20 & 11

414-886-8555

14000 LEETSBIR ROAD, STURTEVANT, WI 53177

**PRESENTS**

**2nd Annual**

**CANADIAN-AMERICAN INTERNATIONAL  
FRIENDSHIP OPEN**

**FEBRUARY 13 thru 16, 1986**

**4 PERSON PRELIMINARY TEAM ROUND-ROBIN  
WITH CHAMPIONSHIP FINALS**

**DETAILS, INCLUDING PRIZE MONEY, WILL BE  
ANNOUNCED NEXT MONTH**

**WOMEN'S CHAMPIONSHIP — (Continued)****WOMEN CLASS C — FINALS**

	Won	Lost	%
1. Debbie Cooper, Ky. ....	6	1	64.2
2. Bonnie Seibold, In. ....	5	2	67.0
3. Sheila McGrath, Can. ....	5	2	58.7
4. Jeanette Spaller, Oh. ....	5	2	57.3
5. Jean Myers, Oh. ....	3	4	57.9
6. Evelyn Johnson, Ok. ....	2	5	52.0
7. Edi Holland, Mn. ....	1	6	52.9
8. Loree Meier, Mo. ....	1	6	47.9

**WOMEN CLASS E FINALS**

	Won	Lost	%
1. Sylvianne Moisan, Can. . .	7	0	64.3
2. Debbie Cooper, Ky. ....	6	1	64.3
3. Edi Holland, Mn. ....	5	2	58.5
4. Lynda Von Stein, Oh. ....	3	4	53.5
5. Evelyn Johnson, Ok. ....	3	4	52.5
6. Lori Oberbillig, Il. ....	2	5	54.6
7. Loree Meier, Mo. ....	2	5	52.6
8. Pacer.			

**WOMEN CLASS G — FINALS**

	Won	Lost	%
1. Marcia Wilson, In. ....	4	1	44.4
2. Dorothy Falk, Mi. ....	4	1	54.7
3. Tina Rash, Ok. ....	4	1	50.0
4. Charlotte Knabel, Ky. ....	2	3	43.9
5. Jocelyne Beaudoin, Can. .	1	4	37.3
6. Lorraine Clow, Md. ....	0	5	30.4

**WOMEN CLASS I — FINALS**

	Won	Lost	%
1. Karlyn Kelley, Ky. ....	6	1	38.4
2. Lillian Minnich, Ky. ....	6	1	37.0
3. Ginger Cain, Ok. ....	6	1	37.3
4. Helen Keepes, Il. ....	4	3	44.5
5. Avanelle Brown, Oh. ....	3	4	29.8
6. Donna Taylor, Az. ....	2	5	30.2
7. Pacer			
8. Pacer			

**WOMEN CLASS K — FINALS**

	Won	Lost	%
1. Iris Sandham, Ga. ....	7	0	43.4
2. Carol LaTour, In. ....	6	1	42.4
3. Mary Spidle, Il. ....	5	2	34.0
4. Charline McKinley, In. . .	4	3	31.8
5. Tammi Cunningham, In. . .	3	4	32.3
6. Pat Clow, Md. ....	3	4	29.0
7. Pacer			
8. Pacer			

**WOMEN CLASS D — FINALS**

	Won	Lost	%
1. Dorothy Smith, Oh. ....	6	1	61.3
2. Jane Smith, Wi. ....	5	2	67.6
3. Lori Oberbillig, Il. ....	5	2	46.7
4. Dorothy Slocum, Oh. ....	3	4	53.3
5. Lynne Hughes, Mn. ....	3	4	50.6
6. Lynda Von Stein, Oh. ....	3	4	49.4
7. Sue Williams, Mi. ....	3	4	46.7
8. Pacer			

**WOMEN CLASS F — FINALS**

	Won	Lost	%
1. Sandy Clevenger, Ky. ....	6	1	49.7
2. Dorothy Slocum, Oh. ....	6	1	53.8
3. Amy Tipton, In. ....	5	2	51.9
4. Beverly Smith, Oh. ....	5	2	45.9
5. Amy Brown, Oh. ....	3	4	45.2
6. Grace Rugg, Pa. ....	2	5	35.7
7. Pacer			
8. Pacer			

**WOMEN CLASS H — FINALS**

	Won	Lost	%
1. Lois Webster, Ky. ....	6	1	55.4
2. Lorraine Gerdes, Ne. ....	6	1	48.3
3. Norma Johnson, Ky. ....	5	2	48.9
4. Edith McKinney, Wi. ....	4	3	48.6
5. Lorena Poindexter, In. . .	4	3	41.7
6. Genevieve Lavett, Ca. ....	2	5	32.2
7. Janet Scott, N.Y. ....	1	6	31.1
8. Dianne Mutz, Wi. ....	0	7	29.6

**WOMEN CLASS J — FINALS**

	Won	Lost	%
1. Helen Eakins, Oh. ....	6	1	40.4
2. Joyce Francis, Mo. ....	6	1	44.6
3. Vernie Cicirelli, Oh. ....	6	1	42.4
4. Donna Henn, Ky. ....	4	3	29.3
5. Rosemary Curley, Oh. . .	3	4	26.7
6. Joan Guetzke, Wi. ....	2	5	27.9
7. Rita Killgore, Mo. ....	1	6	26.4
8. Pacer			

**WOMEN CLASS L — FINALS**

	Won	Lost	%
1. Sally Grooms, Ne. ....	7	0	42.4
2. Lori Young, In. ....	5	2	36.6
3. Virginia Cotter, h. ....	4	3	31.6
4. Bessie Lane, Ky. ....	4	3	30.9
5. Margie Palsa, Oh. ....	43	3	22.5
6. Bea Bottom, Ky. ....	3	4	25.4
7. Pat Royko, In. ....	1	6	17.5
8. Pacer			

## WOMEN'S CHAMPIONSHIP — (Continued)

### WOMEN CLASS M — FINALS

	Won	Lost	%
1. Paulette Shreve, Il. ....	6	1	29.0
2. Louise Stowe, In. ....	6	1	31.1
3. Lillian Butterbaugh, Oh. ....	5	2	37.0
4. Helen Blacketer, Ky. ....	4	3	28.6
5. Ileta Davis, In. ....	3	4	25.9
6. Anieta Grooms, Ne. ....	3	4	24.8
7. Mary Van Sant, Ca. ....	1	6	14.8
8. Pacer			

### WOMEN CLASS O — FINALS

	Won	Lost	%
1. Marie Guthrie, Ky. ....	4	1	30.9
2. Tamela Grooms, Ne. ....	4	1	35.7
3. Lois Luhta, Oh. ....	3	2	26.0
4. Roberta Clement, Pa. ....	3	2	24.6
5. Carol Ohms, Ut. ....	1	4	18.1
6. Ann Frankrone, Ky. ....	0	5	14.0

### WOMEN CLASS N — FINALS

	Won	Lost	%
1. Fanny Bates, Ak. ....	4	1	33.0
2. Debby Thompson, Wi. ....	4	1	21.4
3. Agnes Snider, Ky. ....	3	2	20.4
4. Joyce Beckman, Oh. ....	2	3	22.2
5. Mamie Clarkson, Ky. ....	2	3	20.9
6. Pacer			

### WOMEN CLASS P — FINALS

	Won	Lost	%
1. Maxine Mann, W. Va. ....	5	0	35.3
2. Marilyn Wennerstrom, Oh. ....	4	1	13.6
3. Mary Martini, Oh. ....	3	2	23.9
4. Mary Greene, Oh. ....	2	3	11.5
5. Letta Washburn, Ks. ....	1	4	8.8
6. Pacer			

## ALAN FRANCIS RETAINS BOYS' TITLE

### CHAMPIONSHIP BOYS — FINALS

	Won	Lost	%
1. Alan Francis, Mo. ....	11	0	88.8
2. Hank Schwartz, Wi. ....	10	1	82.8
3. Chad Hyatt, In. ....	7	4	76.5
4. Edward Neeb, Can. ....	7	4	74.0
5. Michael Henderson, Al. ....	6	5	75.8
6. Steven Ungetheim, In. ....	6	5	72.9
7. Robert Pike, N.Y. ....	5	6	76.2
8. Rick Henry, In. ....	4	7	68.5
9. Tom Francis, Mo. ....	4	7	63.3
10. Dean LeClair, Mi. ....	3	8	67.5
11. Jeff Hart, Mo. ....	2	9	68.2
12. Steven Nehring, Md. ....	1	10	61.9

### SECTION 2 PRELIMS — BOYS

	Won	Lost	%
1. Michael Henderson, Al. ....	7	0	74.9
2. Steven Ungetheim, In. ....	6	1	74.9
3. Chad Hyatt, In. ....	5	2	69.7
4. Tim Hymer, Oh. ....	3	34	45.7
5. Tom Williams, Mi. ....	2	5	50.3
6. Duane McClurg, Ky. ....	2	5	48.0
7. Ray Ward, Jr., Tn. ....	2	5	45.4
8. Mike Eliason, Mn. ....	1	6	49.4

### BOYS CLASS B — FINALS

	Won	Lost	%
1. Dean LeClair, Mi. ....	5	2	60.2
2. Steven Nehring, Md. ....	5	2	61.2
3. Rick Henry, In. ....	5	2	60.7
4. Jeff Secord, Wi. ....	5	2	56.4
5. Robert Scott, N.Y. ....	3	4	57.1
6. Mike Eliason, Mn. ....	3	4	51.6
7. Steven Hatton, Tx. ....	1	6	50.8
8. Tom Williams, Mi. ....	1	6	50.6

### CHAMPIONSHIP BOYS PRELIMS — SEC 1

	Won	Lost	%
1. Hank Schwartz, Wi. ....	7	0	77.4
2. Jeff Hart, Mo. ....	5	2	71.7
3. Dean LeClair, Mi. ....	5	2	62.6
4. Rick Henry, In. ....	5	2	59.1
5. Steve Hatton, Tx. ....	3	4	49.7
6. Steven Nehring, Md. ....	2	5	53.7
7. Michael Canupp, Oh. ....	1	6	44.9
8. Steve Barnes, Mo. ....	0	7	38.0

### SECTION 3 PRELIMS — BOYS

	Won	Lost	%
1. Edward Neeb, Can. ....	7	0	71.4
2. Tom Francis, Mo. ....	6	1	67.7
3. Robert Pike, N.Y. ....	5	2	72.3
4. Robert Scott, N.Y. ....	3	3	52.9
5. Jeff Secord, Wi. ....	3	4	60.9
6. Clayton Bonham, Jr., Mi. ....	2	5	48.3
7. Shawn Brown, N.C. ....	1	6	37.1
8. Tony Hankins, Ky. ....	0	7	44.9

### BOYS CLASS C — FINALS

	Won	Lost	%
1. Tony Hankins, Ky. ....	7	0	53.5
2. Duane McClurg, Ky. ....	5	2	47.1
3. Clayton Bonham, Jr., Mi. ....	4	3	42.1
4. Michael Canupp, Oh. ....	3	4	43.2
5. Shawn Brown, N.C. ....	3	4	42.7
6. Ray Ward, Jr., Tn. ....	2	5	46.6
7. Tim Hymer, Oh. ....	2	5	44.0
8. Steve Barnes, Mo. ....	2	5	43.3

**BOY'S CHAMPIONSHIP — (Continued)****BOYS CLASS D — FINALS**

	Won	Lost	%
1. Steven Nehring, Md. ....	6	1	56.2
2. Ray Ward, Jr., Tn. ....	6	1	51.1
3. Duane McClurg, Ky. ....	4	3	52.1
4. Clayton Bonham, Jr., Mi. ....	4	3	51.5
5. Michael Canupp, Oh. ....	3	3	48.6
6. Jamie Conner, In. ....	3	4	45.9
7. Charles Bowyer, In. ....	1	6	40.4
8. Michael Hanes, N.M. ....	1	6	38.8

**BOYS CLASS E — FINALS**


	Won	Lost	%
1. Tony Hankins, Ky. ....	7	0	51.6
2. Tony Webb, Ky. ....	5	2	42.1
3. W. Douglas Moon, Oh. ....	4	3	41.8
4. Bryan Schira, Oh. ....	4	3	40.6
5. Jeff Gerdes, Ne. ....	4	3	28.5
6. Jon Phillips, In. ....	2	5	30.7
7. Dave Bestul, Wi. ....	2	5	26.3
8. Bradley Hahn, In. ....	0	7	21.3

**BOYS CLASS F — FINALS**

	Won	Lost	%
1. Scott Steele, Ne. ....	7	0	42.4
2. Rob Cardwell, In. ....	6	1	32.0
3. Charles Greene, Oh. ....	5	2	25.1
4. Kevin Henn, Ky. ....	4	3	22.7
5. Tim Wennerstrom, Oh. ....	3	4	31.1
6. Pacer			
7. Pacer			
8. Pacer			

**BOYS CLASS G — FINALS**

	Won	Lost	%
1. Joe Goodrick, In. ....	7	0	23.6
2. Steven Dunning, In. ....	6	1	26.3
3. Billy Douglas, In. ....	5	2	18.3
4. Kenny Newton, In. ....	4	3	4.3
5. Herb Piker, In. ....	2	5	8.3
6. Tony Whitehurst, Il. ....	2	5	8.1
7. Kevin Farris, In. ....	2	5	7.4
8. Pacer			

**TED ALLEN HORSESHOES**

An original professional shoe. Still the very best professional shoe — Designed by a Champion — Used by many Champions — Not all users will become champions, but by throwing ALLEN's, you know that you've performed your best.

The designed features were invented by TED ALLEN, a 10 time world champion. He has made world records over and over with them. The design was a leader. After years it came to be a trend as a guideline in shoe equipment.

You can't go wrong in using them.

1045 LINDEN AVENUE

BOULDER, COLORADO 80302

## DEBBY BESTUL AGAIN GIRL'S CHAMPION

### CHAMPIONSHIP GIRL'S — FINALS

	Won	Lost	%
1. Debby Bestul, Wi. ....	7	0	63.8
2. Becky Boser, Mn. ....	5	2	48.8
3. Krisit Farris, In. ....	5	2	43.6
4. Norma Hyatt, In. ....	4	3	44.1
5. Pamela Moon, Oh. ....	4	3	43.1
6. Shawn Beckemeyer, Il. . .	2	5	32.6
7. Tonya Kelchner, N.H. . . .	1	6	28.5
8. Georgia Henry, In. ....	0	7	28.7

### CHAMPIONSHIP GIRL'S PRELIMS

	Won	Lost	%
1. Becky Boser, Mn. ....	9	0	46.0
2. Kristi Farris, In. ....	8	1	40.3
3. Shawn Beckemeyer, Il. . .	6	3	38.5
4. Tonya Kelchner, N.H. . . .	6	3	26.3
5. Pamela Moon, Oh. ....	5	4	33.3
6. Norma Hyatt, In. ....	4	32.0	
7. Georgia Henry, In. ....	3	6	11.5
8. Jodi Farris, In. ....	2	7	9.0
9. Shannon Beckemeyer, Il. .	1	8	2.8
10. B y e			

### GIRL'S CLASS B — FINALS

	Won	Lost	%
1. Georgia Henry, In. ....	4	0	18.5
2. Jodi Farris, In. ....	2	2	16.5
3. Shannon Beckemeyer, Il. .	0	4	2.0

## GLEN HENTON INTERMEDIATE CHAMPION

### CHAMPIONSHIP INTERMEDIATE — FINALS

	Won	Lost	%
1. Glen Henton, Ia. ....	10	1	71.5
2. Winfield Carnahan, Pa. . .	9	2	66.2
3. Edward Kowatch, In. ....	6	5	61.0
4. Max Roseberry, Oh. ....	6	5	60.8
5. Curley Seibold, In. ....	6	5	60.5
6. George Sales, In. ....	6	5	60.3
7. Edward Risley, N.Y. ....	5	6	56.3
8. Elmer Elmer Swartz, Va. . .	5	6	55.5
9. John Shuck, In. ....	4	7	57.4
10. Fred Lavett, Ca. ....	4	7	56.0
11. Jack Adams, Can. ....	3	8	51.5
12. Robert Davis, In. ....	2	9	53.0

### INTERMEDIATE PRELIMS — SEC. 1

	Won	Lost	%
1. Ed Kowatch, In. ....	7	0	63.1
2. MAx Roseberry, Oh. ....	5	2	61.4
3. George Sales, In. ....	4	3	61.7
4. Merle Koeppe, Oh. ....	4	3	53.7
5. Jack Adams, Can. ....	3	4	53.1
6. Robert Davis, In. ....	2	5	51.7
7. Kenneth Waggoner, Oh. . .	2	5	48.6
8. Kenneth Smith, Mi. ....	1	6	51.7

### SECTION 2 PRELIMS — INTERMEDIATE

	Won	Lost	%
1. Glen Henton, Ia. ....	6	1	69.4
2. Edward Risley, N.Y. ....	6	1	64.9
3. Gene Fleek, Ks. ....	5	2	51.1
4. Louis Bensinger, Il. ....	5	2	49.7
5. Fred Lavett, Ca. ....	3	4	52.3
6. Wayne Shelinbarger, Ks. .	2	5	44.3
7. Carl Knight, In. ....	1	6	38.6
8. Curt Bestul, Wi. ....	0	7	45.7

### SECTION 3 PRELIMS — INTERMEDIATE

	Won	Lost	%
1. John Shuck, In. ....	5	2	60.9
2. Curley Seibold, In. ....	5	2	58.0
3. Winfield Carnahan, Pa. . .	4	3	58.3
4. Donald Allen, Mn. ....	4	3	56.6
5. Frank Yokopovich, Oh. . .	4	3	49.7
6. Joseph Pagnanelli, Pa. . .	3	4	46.9
7. William Hoeffecker, Pa. . .	2	5	46.0
8. Harold Pierson, In. ....	1	6	36.3

### INTERMEDIATE B MEN — FINALS


	Won	Lost	%
1. Robert Davis, In. ....	5	2	57.2
2. Fred Lavett, Ca. ....	5	2	61.0
3. Donald Allen, Mn. ....	5	2	56.1
4. Jack Adams, Can. ....	4	3	56.7
5. Louis Bensinger, Il. ....	3	4	50.9
6. Gene Fleek, Ks. ....	3	4	47.4
7. Merle Koeppe, Oh. ....	2	5	48.4
8. Kenneth Smith, Mn. ....	1	6	42.5

### INTERMEDIATE C MEN — FINALS

	Won	Lost	%
1. Kenneth Waggoner, Oh. . .	6	1	52.9
2. Joseph Pagnanelli, Pa. . .	6	1	49.7
3. Curt Bestul, Wi. ....	5	2	57.0
4. William Hoeffecker, Pa. . .	4	3	49.4
5. Harold Pierson, In. ....	3	4	46.5
6. Frank Yokopovich, Oh. . .	2	5	46.3
7. Wayne Shelinbarger, Ks. .	2	5	40.4
8. P a c e r			



## YOU DON'T HAVE TO WIN THIS ONE!



Any given name \$4.75 (P&H incl.)

6 or more (10% off)

3 weeks delivery

California residents add 6% tax

Horseshoes is my pitch Yes No  
(circle one)

Additional letters-15¢ per letter

Your Name \_\_\_\_\_

Address \_\_\_\_\_ Zip \_\_\_\_\_

**GOLDLINE CERAMICS, 3024 Gayle St., Orange, CA 92665**

**714-637-2205**

## INTERMEDIATE'S — (Continued)

### INTERMEDIATE D MEN — FINALS

	Won	Lost	%
1. Robert Davis, In. ....	6	1	59.4
2. William Hoeffecker, Pa. . .	5	2	58.0
3. Kenneth Waggoner, Oh. . .	4	3	55.1
4. Frank Yokovich, Oh. . . .	4	3	48.5
5. George Stifel, Oh. . . . .	4	3	45.5
6. Curt Bestul, Wi. . . . .	2	5	47.5
7. Joseph Pagnanelli, Pa. . .	2	5	46.9
8. Philip Zozarro, N.J. . . .	1	6	42.3

### INTERMEDIATE E MEN — FINALS

	Won	Lost	%
1. Harold Pierson, In. ....	5	2	51.4
2. Merle Koepp, Oh. . . . .	4	3	49.2
3. Wayne Shelinbarger, Ks. .	4	3	48.8
4. Rex Swinson, Il. . . . .	4	3	42.7
5. Louis Bensinger, Il. . . .	3	4	52.1
6. Jack Adams, Can. . . . .	3	4	48.0
7. Wilbert Rugg, Pa. . . . .	3	4	44.2
8. James Malvern, Az. . . . .	2	5	40.2

### INTERMEDIATE F MEN — FINALS

	Won	Lost	%
1. Edward Prat, Oh. . . . .	5	2	43.5
2. MEdith Pattee, In. . . . .	5	2	41.2
3. Carroll Brown, Fl. . . . .	4	3	42.4
4. John Kovach, Oh. . . . .	4	3	38.5
5. Eugene Wagonfield, Oh. .	3	4	42.7
6. Warren Stutzman, Id. . . .	3	4	42.3
7. Glenn Cummins, In. . . . .	3	4	42.3
8. Charles Bennett, Fl. . . . .	1	6	34.6

### INTERMEDIATE G MEN — FINALS

	Won	Lost	%
1. Marvin Hollis, In. . . . .	5	2	43.4
2. Larry Robbins, Il. . . . .	5	2	40.2
3. John Thomas, N.J. . . . .	4	3	42.4
4. Joseph Rinehart, In. . . .	4	3	42.2
5. Wallace Koski, Mi. . . . .	3	4	38.8
6. Jim Taylor, In. . . . .	3	4	37.2
7. Joseph Holloway, In. . . .	2	5	36.6
8. James McAnelly, Il. . . . .	2	5	29.3

## INTERMEDIATE'S — (Continued)

## INTERMEDIATE H MEN — FINALS

	Won	Lost	%
1. Paul Jones, Oh. ....	6	1	44.4
2. Byron Jervis, In. ....	6	1	37.9
3. Jay Hoyer, In. ....	6	1	36.9
4. Olon Crandall, Id. ....	3	4	31.5
5. Wally Shipley, Ca. ....	3	4	25.3
6. Arlie Reinwald, Mo. ....	2	5	24.0
7. Howard Mann, W.Va. ...	1	6	21.7
8. Judd Meredith, In. ....	1	6	20.0

## INTERMEDIATE J MEN — FINALS

	Won	Lost	%
1. Russ Grooms, Ne. ....	6	1	38.7
2. Ted Cox, In. ....	5	2	34.3
3. Pete Harris, In. ....	5	2	34.1
4. Milo Fahse, Mn. ....	4	3	34.3
5. Grant Davis, In. ....	3	4	29.2
6. Dick Drudge, In. ....	3	4	23.2
7. Elmer Breuer, Mo. ....	2	5	31.0
8. Max Gunyon, In. ....	0	7	10.6

## INTERMEDIATE I MEN — FINALS

	Won	Lost	%
1. Kenneth Henry, Mt. ....	6	1	42.0
2. Robert Gray, Oh. ....	5	2	40.1
3. Will Carter, In. ....	5	2	38.0
4. George Connor, N.Y. ....	5	2	31.8
5. Lavelle Hoban, In. ....	3	4	31.8
6. Harold Gath, Ma. ....	3	4	31.2
7. Vincent Yannetti, Sr., N.J.	1	6	21.8
8. Pacer			

## INTERMEDIATE K MEN — FINALS

	Won	Lost	%
1. Jim Totten, Il. ....	6	1	23.8
2. Bill KinKead, Mo. ....	6	1	22.9
3. Louis Schardine, Ut. ....	5	2	25.6
4. Charles Hatt, In. ....	4	3	21.3
5. Ray Hunckler, In. ....	4	3	10.4
6. Robert Henry, In. ....	2	5	16.0
7. Pacer			
8. Bye			

## LAWRENCE MILLER OF OHIO SENIOR CHAMPION

## CHAMPIONSHIP SENIOR MEN — FINALS

	Won	Lost	%
1. Lawrence Miller, Oh. ...	9	2	64.8
2. Alden Allbaugh, Ks. ....	9	2	66.3
3. Glen Portt, Ga. ....	8	3	59.9
4. A.B. Copeland, Oh. ....	7	4	68.1
5. Willard Napier, Ca. ....	7	4	65.9
6. Casey Danner, Pa. ....	6	5	60.7
7. Paul Scheub, Fl. ....	5	6	58.9
8. Willard McNeece, In. ...	5	6	57.2
9. Paul Carriere, Can. ....	4	7	55.9
10. Newell Flann, Ca. ....	3	8	56.6
11. Sol Berman, Fl. ....	2	9	50.6
12. Francis White, Pa. ....	1	10	54.4

## SECTION 2 PRELIMS — SENIOR

	Won	Lost	%
1. Lawrence Miller, Oh. ...	65	1	66.9
2. Newell Flann, Ca. ....	5	2	63.1
3. Paul Carriere, Can. ....	5	2	56.6
4. Alden Allbaugh, Ks. ....	4	3	63.4
5. Steve Hrabovsky, Mo. ....	4	3	58.9
6. Sol Berman, Fl. ....	2	5	55.7
7. Marvin Reheis, Ks. ....	1	6	50.3
8. Doyle Maikranz, In. ....	1	6	49.7

## SENIOR B MEN — FINALS

	Won	Lost	%
1. Willard Napier, Ca. ....	7	0	68.2
2. Sol Berman, Fl. ....	5	2	56.1
3. Steve Hrabovsky, Mo. ....	5	2	54.8
4. Paul Carriere, Can. ....	4	3	60.7
5. Bernard Herfurth, Ma. ....	2	5	46.9
6. Paul Toole, Ks. ....	2	5	46.9
7. Paul Focht, Oh. ....	2	5	44.2
8. Harvey Kohlenberger, Il. .	1	6	46.7

## SECTION 1 PRELIMS — SENIOR

	Won	Lost	%
1. A.B. Copeland, Oh. ....	7	0	65.4
2. Willard McNeece, In. ...	5	2	64.0
3. Paul Scheub, Fl. ....	3	4	60.3
4. Bernard Herfurth, Ma. ....	3	4	54.6
5. Edward Schultz, Mi. ....	3	4	52.0
6. Loren Gillespie, Il. ....	3	4	43.4
7. Willard Napier, Ca. ....	2	5	56.3
8. Paul Focht, Oh. ....	2	5	54.9

## SECTION 3 PRELIMS — SENIOR

	Won	Lost	%
1. Francis White, Pa. ....	6	1	64.3
2. Casey Danner, Pa. ....	6	1	60.0
3. Harvey Kohlenberger, Il. .	4	3	56.0
4. Paul Toole, Ks. ....	3	4	55.4
5. James Kemple, In. ....	3	4	51.4
6. Omar Blacketer, Ky. ....	2	5	50.3
7. Loman Tumlin, W.Va. ...	2	5	50.3
8. Walter House, In. ....	2	5	49.1

## SENIOR C MEN — FINALS

	Won	Lost	%
1. Loren Gillespie, Il. ....	7	0	53.3
2. Omar Blacketer, Ky. ....	4	3	50.5
3. Edward Schultz, Mi. ....	4	3	46.3
4. Marvin Reheis, Ks. ....	4	3	43.4
5. Loman Tumlin, W.Va. ...	3	4	46.3
6. Doyle Maikranz, In. ....	3	4	43.5
7. Walter House, In. ....	2	5	42.8
8. James Kemple, In. ....	1	6	50.3

## SENIORS — (Continued)

## SENIOR D MEN — FINALS

	Won	Lost	%
1. Paul Toole, Ks. ....	6	1	58.4
2. Willard McNeece, In. ...	6	1	60.1
3. Steve Hrabovsky, Mo. ...	5	2	55.1
4. Paul Carriere, Can. ....	4	3	58.6
5. Fred Raisbeck, Oh. ....	4	3	50.3
6. Lester Stephenson, Oh. ...	2	5	46.2
7. Loren Gillespie, Il. ....	1	6	53.0
8. Lester Rose, Oh. ....	0	7	42.0

## SENIOR E MEN — FINALS

	Won	Lost	%
1. Edward Howdeshell, In. .	7	0	50.0
2. Abe Austin, Il. ....	5	2	42.7
3. Joseph King, Mt. ....	4	3	46.7
4. John Spencer, Co. ....	4	3	42.1
5. Joseph Helbling, Ill. ....	4	3	41.2
6. Jerome Boesch, Oh. ....	3	4	38.0
7. Pacer			
8. Pacer			

## SENIOR F MEN — FINALS

	Won	Lost	%
1. Walter House, In. ....	6	1	55.7
2. Lee Antonides, In. ....	5	2	50.3
3. Donald Knotts, Fl. ....	5	2	44.2
4. Doyle Maikranz, In. ....	4	3	48.7
5. Earl Richardson, In. ....	4	3	44.0
6. Glenn O'Neal, Il. ....	3	4	39.4
7. Pacer			
8. Pacer			

## SENIOR G MEN — FINALS

	Won	Lost	%
1. Joseph Minnich, Ky. ....	5	2	49.2
2. Dale Henry, Tx. ....	5	2	41.7
3. Marion Ryan, Ne. ....	4	3	42.2
4. Everett Shippee, Fl. ....	4	3	39.7
5. Oscar Schroer, In. ....	4	3	39.5
6. Arnold Hanson, Ia. ....	3	4	37.6
7. Henry Kahle, Oh. ....	2	5	32.5
8. Robert Dove, Mi. ....	1	6	31.0

## SENIOR H MEN — FINALS

	Won	Lost	%
1. Frank Hiendlmayr, Oh. ...	4	1	43.1
2. Joe Irey, In. ....	4	1	45.2
3. Edward Senger, Fl. ....	3	2	38.4
4. Walter Krieger, Oh. ....	3	2	38.1
5. Carl Christiansen, Ia. ...	1	4	37.7
6. Roy Siddens, Il. ....	0	5	29.3

## SENIOR I MEN — FINALS

	Won	Lost	%
1. Willard Sammons, De. ...	5	0	41.0
2. Howard Albert, Il. ....	4	1	34.6
3. Gilbert Beckemeyer, Il. ...	2	3	34.5
4. John Koenig, Fl. ....	2	3	32.5
5. Glen Partridge, Il. ....	2	3	31.5
6. Howard Miller, In. ....	0	5	24.2

## SENIOR J MEN — FINALS

	Won	Lost	%
1. Robert McDonald, Fl. ...	7	0	39.8
2. Glenn Huff, Az. ....	6	1	38.3
3. Thurman Bates, Ak. ....	5	2	31.6
4. Everett Bowyer, In. ....	4	3	28.0
5. Ralph Bunn, In. ....	2	5	24.4
6. Larry Ford, Ca. ....	2	5	21.3
7. Joseph Lenard, Mi. ....	1	6	27.7
8. Richard Feiden, Il. ....	1	6	24.8

## SENIOR K MEN — FINALS

	Won	Lost	%
1. Richard Smith, In. ....	7	0	28.0
2. J.R. Montross, Ne. ....	4	3	28.4
3. George Sievert, Mi. ....	4	3	27.9
4. Lowell Graves, Or. ....	4	3	26.0
5. B.O. Billiard, In. ....	4	3	21.9
6. Herbert McCoskey, In. ...	3	4	25.4
7. Lee Jacobs, Mi. ....	1	6	22.6
8. Donald Stivers, In. ....	1	6	22.6

## SENIOR L MEN — FINALS

	Won	Lost	%
1. Kenneth Bayless, In. ....	6	1	19.1
2. Edward Saylor, In. ....	6	1	24.3
3. M.L. Shively, In. ....	5	2	19.6
4. Kenny Phillips, In. ....	4	3	22.1
5. Charles Clark, W.Va. ...	3	4	19.2
6. Harry Hegarty, Ia. ....	3	4	15.4
7. Fritz Worner, Oh. ....	1	6	15.6
8. Fred Armentrout, In. ....	0	7	15.3

## FLOYD PLUMB RETAINS 70 YRS & OLDER WORLD TITLE

### CHAMPIONSHIP MEN 70 & OLDER — FINALS

	Won	Lost	%
1. Floyd Plumb, Oh. ....	7	0	75.0
2. Walt Pickard, In. ....	6	1	57.2
3. John Mullican, Al. ....	5	2	63.2
4. Dennis East, Il. ....	3	4	47.6
5. Herman Wieser, Fl./N.J. .	2	5	55.6
6. Nial Beck, Oh. ....	2	5	52.8
7. G.H. Palmer, In. ....	2	5	49.2
8. Robert Dwigans, In. ....	1	6	47.1

### SECTION 1 PRELIMS — 70 & OLDER

	Won	Lost	%
1. Robert Dwigans, In. ....	6	1	48.6
2. G.H. Palmer, In. ....	5	2	52.0
3. Herman Wieser, Fl./N.J. .	5	2	47.7
4. Lloyd Keller, In. ....	4	3	50.6
5. Marvin Burgess, Tx. ....	3	4	37.7
6. George Christian, Oh. ....	3	4	36.3
7. Bernie DeGroat, Mi. ....	1	6	36.3
8. Hubert Luster, In. ....	1	6	32.3

### SECTION 2 PRELIMS — 70 & OLDER

	Won	Lost	%
1. Johnnie Mullican, Al. ....	7	0	60.9
2. Walt Pickard, In. ....	5	2	51.7
3. Nial Beck, Oh. ....	4	3	49.1
4. Emmett Burcham, Il. ....	4	3	44.9
5. Dennis East, Il. ....	4	3	44.0
6. Arthur Lund, Or. ....	2	5	41.7
7. Otis Plott, La. ....	1	6	40.9
8. Bernard Davis, Oh. ....	1	6	27.1

### MEN 70 & OLDER B — FINALS

	Won	Lost	%
1. Herman Wieser, Fl./N.J. .	3	0	57.6
2. Nial Beck, Oh. ....	2	1	54.2
3. Emmett Burcham, Il. ....	1	2	43.4
4. Dennis East, Il. ....	0	3	47.7

### MEN 70 & OLDER C — FINALS

	Won	Lost	%
1. Otis Plott, La. ....	2	1	41.7
2. Bernard Davis, Oh. ....	2	1	44.6
3. Bernie DeGroat, Mi. ....	2	1	41.0
4. George Christian, Oh. ....	0	3	29.5

### MEN 70 & OLDER D — FINALS

	Won	Lost	%
1. Bernie DeGroat, Mi. ....	5	0	46.3
2. Herman Wieser, Fl./N.J. .	3	2	48.6
3. Bernard Davis, Oh. ....	3	2	40.5
4. Henry Hayes, Il. ....	3	2	33.6
5. Don Claypool, In. ....	1	4	28.7
6. John Kolaiser, In. ....	0	5	21.6

### MEN 70 AND OLDER E — FINALS

	Won	Lost	%
1. Robert Dwigans, In. ....	4	1	52.2
2. Arthur Lund, Or. ....	4	1	45.9
3. Emmett Burcham, Il. ....	3	2	42.5
4. Hubert Luster, In. ....	3	2	41.9
5. George Christian, Oh. ....	1	4	39.0
6. George Bush, Fl. ....	0	5	23.3

### MEN 70 & OLDER F — FINALS

	Won	Lost	%
1. Marvin Burgess, Tx. ....	5	0	43.2
2. Raymond Slocum, Oh. ....	4	1	27.0
3. Joe Morgan, In. ....	3	2	25.8
4. Pacer			
5. Pacer			
6. Pacer			


### MEN 70 & OLDER G — FINALS

	Won	Lost	%
1. Ralph Dykes, Il. ....	4	1	37.0
2. Leslie Long, Il. ....	4	1	36.5
3. O.A. Lindsey, Jr., Al. ....	3	2	30.1
4. Chester Evans, Il. ....	2	3	30.0
5. Kenneth Nixon, N.Y. ....	2	3	25.2
6. Pacer			

### MEN 70 & OLDER H — FINALS

	Won	Lost	%
1. Otis Plott, La. ....	5	0	37.8
2. Keith Fish, Ne. ....	4	1	33.9
3. Taylor Carnahan, Pa. ....	2	3	23.8
4. Armando Deluca, Ma. ....	2	3	17.5
5. Robert Ranck, In. ....	2	3	17.0
6. Pacer			

## BACK BY POPULAR DEMAND THE LEE "BRONZE" HORSESHOE



Cast of a new, modern  
metal alloy that is

"deader" than dead soft,  
yet tough as steel.

Batters No Quicker  
Than Dead Soft Steel

Requires Little  
or No Filing

Does Not Rust

**PRICE - \$26.00 PER PAIR PLUS POSTAGE**  
**LEE HORSESHOE COMPANY**

2631 Middletown - Eaton Rd. • Middletown, OH 45042  
(513) 422-5695

### R. NORWOOD OVER MARTIN FOR TENN. "ROUND UP"

#### W. HENSON WINS LADIES — J. FRIZZELL JRS. — 85-339

**CLASS A** — R. Norwood, 4-1-71.1; R. Martino, 4-1-65.4; J. Waters, 3-2-58.0; E. Long, 2-3-60.3; G. Lewis, 2-3-52.5; J. Black, 0-5-52.0.

**CLASS B** — G. Whaley, 3-0-55.3; W. Grant, 2-1-56.0; J. Shelton, 2-0-50.0; D. Stallings, 1-1-56.3; J. Vines, 1-1-45.9; H. Irwin, 0-3-37.8; C. Green, 0-3-35.5.

**CLASS C** — M. Bush, 5-0-59.7; M. Altizer, 3-2-53.2; S. Long, 3-2-49.2; G. Bush, 2-3-55.1; E. Bandy, 1-4-46.8; S. Callahan, 0-5-33.3.

**CLASS D** — V. Fox, 3-0-55.1; M. Bastian, 2-1-38.1; C. Montgomery, 2-1-38.0; C. Bennett, 2-1-32.3; L. Wilson, 0-3-31.8.

**CLASS E** — R. Bender, 2-0-40.2; M. Rich, 2-0-37.0; R. Ward, 1-1-33.6; L. Sunderland, 1-1-30.0; J. Frizzell, 0-2-28.4; W. Smith, 0-2-21.7.

**CLASS F** — H. Lones, 4-1-27.9; T. Harmon, 3-2-21.8; S. Cornette, 3-2-20.5; J. Lewis, 2-3-21.0; J. Davis, 2-3-17.9; W. Farley, 1-4-19.4.

**WOMEN** — W. Henson, 2-0-38.0; V. Stoner, 1-1-31.1; D. Harmon, 0-2-21.1.

**JUNIORS** — J. Frizzell, 1-0-37.5; E. Henson, 0-1-18.7.

### PINION TOPS NEBR. 4-STATE TOURNEY — SANC. 85-551

#### VONDA KAPKE WINS LADIES TITLE

**CLASS A** — Lillard Pinion, St. Joseph, Mo., 4-1-69.3; John Smith, Atchison, Ks., 4-1-65.7; Tom Dukes, Omaha, Ne., 3-2-53.0; Bob Johnson, Beatrice, Ne., 2-3-58.6; Glen Grotrian, Cook, Ne., 2-3-54.1; Pat Allen, Omaha, Ne., 0-5-48.0.

## NEBRASKA — (Continued)

**CLASS B** — Loren Mills, Omaha, Ne., 4-1-48.8; Emery Brandt, Sprague, Ne., 4-1-48.2; Ray Daugherty, Council Bluffs, Ia., 3-2-44.7; Don Abernathy, Nebr. City, Ne., 2-3-45.9; Charles Trojan, Omaha, Ne., 1-4-42.1; Doyle Derrick, Highland, Ks., 1-4-41.5.

**CLASS C** — Joe Christianson, Horton, Ks., 7-0-48.3; Fay Kapke, Lincoln, Ne., 5-2-45.8; Larry Holmes, Lincoln, Ne., 4-3-45.7; Richard Pistole, St. Joseph, Mo., 4-3-40.8; Leonard Werner, Crete, Ne., 3-4-40.8; Allen Younger, Crete, Ne., 3-4-37.8; John McKnight, St. Joseph, Mo., 2-5-33.3.

**CLASS D** — Dale Verhoeff, Hickman, Ne., 7-0-44.2; Arlon Bartells, Lincoln, Ne., 5-2-40.9; Paul Grotrian, Johnson, Ne., 4-3-41.3; Pete Rethman, Holton, Ks., 4-3-36.4; Lloyd Rutherford, Shenandoah, Ia., 4-3-34.6; Jack McKinney, Lincoln, Ne., 3-4-36.0; J. Boeding, Seneca, Ks., 1-6-32.5.

**CLASS E** — Hank Whuk, Omaha, Ne., 6-1-35.5; Merle Cottle, Avoca, Ne., 6-1-33.1; Danny Brandt, Omaha, Ne., 5-2-28.6; Fred Feek, Sabetha, Ks., 4-3-31.1; Earl Barker, Omaha, Nebr., 3-4-25.0; Earl Stoddard, Seneca, Ks., 2-5-24.6; Shady Heist, DeWitt, Ne., 1-6-33.3; Chuck Brandt, Omaha, Ne., 1-6-18.6.

**CLASS F** — Lawrence Massey, Humboldt, Ne., 5-0-33.9; Don Grotrian, Talmadge, Ne., 3-2-23.5; Mike Sindelar, Omaha, Ne., 3-2-20.0; Alvin Strasil, Falls City, Ne., 2-5-23.5; Art McKinney, Lincoln, Ne., 2-3-19.1; Loren Katt, Gretna, Ne., 0-1-14.6.

**CLASS G** — John Reimers, Omaha, Ne., 7-0-22.7; Roger Freye, Martell, Ne., 6-1-23.8; Milton Harmon, Falls City, Ne., 5-2-20.7; Elgin Jenny, Gretna, Ne., 4-3-12.7; Mike Allen, Omaha, Ne., 2-5-15.4; Jeff McCormick, Omaha, Ne., 2-5-15.2; Kevin Jenny, Gretna, Ne., 2-5-4.6.

**JUNIOR BOYS** — Tom Johnson, Beatrice, Ne., 4-0-35.2; Jason Brandt, Omaha, Ne., 3-1-28.1; Tim Brandt, Sprague, Nebr., 2-2-9.9; Jason Katt, Gretna, Ne., 1-3-16.9; Russel Johnson, Beatrice, Ne., 0-4-5.3.

**LADIES CLASS** — Vonda Kapke, Lincoln, Ne., 4-0-44.7; Carol Holmes, Lincoln, Ne., 2-2-12.5; Darlene Boberg, Shenandoah, Ia., 0-4-11.5.

DESIGNED FOR MAXIMUM PERFORMANCE

# IMPERIAL

## CAST MODEL

WIDER, THICKER BLADES

U.S.A. PRICES  
(Postpaid)

1 Pair .....	\$26.00
2 to 5 Pair .....	\$25.00
6 Pr. & Over .....	\$20.00
	Freight Collect

## FORGED MODEL

HARDENED HOOKS AND  
POINTS

U.S.A. PRICES  
(postpaid)

1 Pair .....	\$39.00
2-5 Pair .....	\$37.00
	Freight Collect
6 Pair & Over .....	\$31.00

# CLYDE MARTZ

3726 Henley Dr.

Pittsburgh, Pa. 15235

PHONE: 412-731-4662



## E. WEISDEPP TOPS WASH. LAKEFAIR OPEN — SANC. 85-376

Elaine Weisdepp wins the Lakefair Open in Olympia. She had 7 wins and no losses. Her percentage was 64.32. Yauger Park, Olympia, WA.

**CLASS A** — Elaine Weisdepp, Olympia, 7-0-64.3; Verl Lawson, Shelton, 5-2-57.7; Ken Elvig, Bellingham, 5-2-56.4; Margaret Byfield, Mt. Vernon, 4-3-58.9; Don Jones, Olympia, 3-4-53.0; Barney Heller, Everett, 3-4-48.8; Brad Pederson, Bothell, 1-6-48.3; Arnie Coleman, Hoquiam, 0-7-44.0.

**CLASS B** — Phil Luce, Hoquiam, 6-1-55.1; Len Weisdepp, Olympia, 5-2-52.3; Dick Lee, Bellevue, 4-3-47.5; Mike Thorniley, Olympia, 3-4-51.3; Jack Bush, Maysville, 3-4-49.1; Bob Hughes, Burley, 3-4-48.6; Ray Simmonds, Olympia, 3-4-44.7; Dan Leary, Steilacoom, 1-6-49.0.

**CLASS C** — Ray Sexton, Hoquiam, 6-1-52.4; Walt Weik, Spanaway, 5-2-46.1; Art Hart, Tacoma, 5-2-39.2; Bob Pederson, Seattle, 4-3-42.3; Jim Kosterman, Vancouver, 4-3-41.8; John Byfield, Mt. Vernon, 3-4-41.3; John Hilberg, Clinton, 1-6-30.4; Ray Brumfield, Lynnwood, 0-7-25.6.

**CLASS D** — Bob Clark, Port Orchard, 7-0-47.6; Frank Woods, Tacoma, 5-2-49.4; Oliver Hartzell, Bothell, 5-2-45.8; Ken Kuper, Spanaway, 4-3-41.5; Cy Kitchen, Tacoma, 3-4-33.9; Les Lingel, Marysville, 2-5-38.9; Earl Hardie, Spanaway, 1-6-40.0; Jack Salter, Kelso, 1-6-37.9.

**CLASS E** — Mike Ordos, Sumas, 5-1-36.0; Carl Wallin, Olympia, 4-2-35.2; Terry Collins, Port Angeles, 3-3-40.8; Joe Wright, Tacoma, 3-3-39.2; El Day, Lynden, 3-3-35.9; Cleve Woods, Graham, 3-3-31.0; Sig Pederson, Seattle, 0-6-31.1.

**CLASS F** — Stanley Garrett, Omak, 6-2-29.8; Ahti Laine, Aberdeen, 5-3-30.4; Les Spilseth, Olympia, 5-3-31.6; Wayne McCafferty, Olympia, 4-4-30.6; Bill Connell, Tacoma, 3-3-19.8; Gary Washburn, Tacoma, 1-5-16.3; Rich Carroll, Aberdeen, 1-5-15.1.

**CLASS G** — George Rachel, Everett, 6-0-22.0; Dave Holman, Lacey, 5-1-22.6; Chuck Sackett, Olympia, 4-2-19.7; Ed Andrijeski, Olympia, 3-3-15.3; Tom W. Worthington, Spokane, 2-4-13.6; Allen Dietrich, Alaska, 1-5-10.6; Denny Hinchin, Aberdeen, 0-6-9.4.

---

## WASH. ALLONES OPEN TO CRISS — SANC. 85-377

**CLASS A** — Herb Criss, Bremerton, 7-0-74.6; Peter Clark, Port Orchard, 5-2-68.7; Margaret Byfield, Mt. Vernon, 4-3-56.4; Mike Thorniley, Olympia, 4-3-54.5; Verl Lawson, Shelton, 3-4-55.6; Don Jones, Olympia, 2-5-55.4; Ron Ferguson, Vancouver, 2-5-45.3; Barney Heller, Everett, 1-6-45.0.

**CLASS B** — Bob Hughes, Burley, 6-2-51.8; Bill Owens, Mt. Vernon, 5-3-47.5; Dick Lee, Bellevue, 4-3-49.3; Lee Moore, Port Angeles, 4-3-48.7; Ray Sexton, Hoquiam, 3-4-48.8; Dan Leary, Steilacoom, 3-4-47.0; Hannah Foley, Newport, 3-4-46.1; Ray Simmonds, Olympia, 1-6-41.7.

**CLASS C** — Frank Woods, Tacoma, 6-1-50.5; Don Ferguson, Vancouver, 5-2-51.7; Jack Bush, Marsville, 5-2-49.4; Oliver Hartzell, Bothell, 5-2-46.0; John Byfield, Mt. Vernon, 3-4-40.4; Earl Kuper, Puyallup, 3-4-38.9; Burl Matteson, Bremerton, 1-6-36.9; Bob Clark, Port Orchard, 0-7-29.5.

**CLASS D** — Jack Salter, Kelso, 6-2-40.7; Errol Darling, Bremerton, 5-3-38.5; Ken Kuper, Spanaway, 4-3-37.0; Lyle Meuret, Everett, 4-3-36.1; El Day, Lynden, 4-3-35.9; Joe Wright, Tacoma, 3-4-39.3; Cy Kitchen, Tacoma, 2-5-30.5; Red Penning, Stanwood, 1-6-26.3.

**CLASS E** — Cleve Woods, Graham, 6-1-28.9; Carolyn Ferguson, Vancouver, 5-2-26.7; Milt Johnson, Auburn, 4-2-28.1; Carl Casey, 3-3-27.1; Bill Connell, Tacoma, 2-4-23.1; Toivo Saari, Aberdeen, 2-4-20.4; Ahti Laine, Aberdeen, 0-6-25.1.

**CLASS F** — Bill Edgecomb, Tacoma, 5-1-29.7; Perry Young, Aberdeen, 4-2-20.0; John Alexander, Bothell, 3-3-27.3; Tom W. Worthington, Spokane, 3-3-19.6; Bill Boyer, 3-3-18.3; George Rachel, Everett, 3-3-17.0; Gregg Neiman, 0-6-1.6.

## SPOKANE OPEN WON BY CURRY OF IDAHO — SANC. 85-378

**CLASS A** — Dean Curry, Lewiston, Id., 6-1-67.3; Henry Knauff, Spokane, 5-2-68.0; Joe Krug, Yakima, 5-2-60.5; George Sala, Spokane, 4-3-58.4; Harold Lemons, Brewster, 3-4-57.4; Dayton Martindale, Royal City, 3-4-48.7; Wally Rehard, Spokane, 2-5-52.8; Bill Jensen, Heron, Mt., 0-7-50.2.

**CLASS B** — Ken Riersgard, Moscow, Id., 7-0-46.7; Bob Stone, Davenport, 6-1-45.7; Ed Lovejoy, Milton-Freewater, 4-3-41.4; Elmer Currie, Cda., Id., 4-3-38.9; Ray Looper, Spokane, 3-4-42.3; Tom J. Worthington, Spokane, 2-5-37.4; Warren Burke, Cda., Id., 2-5-34.3; Jo Jensen, Othello, 0-7-28.4.

**CLASS C** — Dick Borton, Spokane, 7-2-40.5; Todd Schoenwald, Kellogg, Id., 5-3-37.9; Del Schmeling, Post Falls, Id., 5-3-38.0; Aubry Eichorn, Walla Walla, 4-3-34.2; Earl Kettleson, Spokane, 3-4-34.4; Einer Loreen, Spokane, 3-4-32.7; Harold Granlund, Spokane, 3-4-30.7; Virgil Brayette, Clarkston, 0-7-26.4.

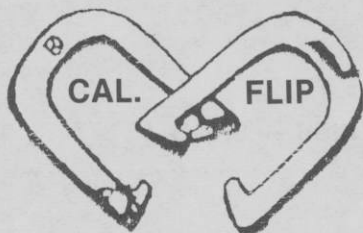
**CLASS D** — Jake Campbell, Cda. Id., 6-1-48.1; Larry Stafford, Omak, 5-2-45.7; Ken Kohler, Spokane, 5-2-41.4; Gerry Grunerud, Davenport, 5-2-36.4; Micky Odell, Davenport, 3-4-38.2; Ed Welsch, Spokane, 2-5-40.7; Tom Brownlee, Spokane, 2-5-30.0; Stan Garrett, Omak, 0-7-22.8.

**CLASS E** — Sid Bigelow, Cda. Id., 6-0-27.5; Vern Sauter, Davenport, 5-1-32.1; Jim Hackett, Walla Walla, 3-3-32.1; Pat Cosner, Harrington, 3-3-27.8; Craig Allen, Lewiston, Id., 2-4-25.0; Craig Looper, Spokane, 1-5-28.7; Larry Covey, Cda. Id., 1-5-24.3.

**CLASS F** — Barney Brownlee, Post Falls, Id., 5-1-24.6; Ken D. Whitney, Davenport, 4-2-29.6; Leo Benson, Hot Springs, Mt., 4-2-27.3; Ross Watson, Spokane, 4-2-21.1; John Erickson, Spokane, 3-3-21.8; Morris Martin, Spokane, 1-5-13.9; Chris Worth, Spokane, 1-5-17.4.

**LADIES A** — Lorraine Woodman, Spokane, 5-2-49.7; Helen Watson, Spokane, 4-3-49.1; Hannah Foley, Newport, 3-3-49.6; Ruth Welsch, Spokane, 1-5-41.3.

### NHPA APPROVED



### THE FIRST NEW DESIGN of the PROFESSIONAL PITCHING HORSESHOE

The horseshoe with calkers on the reversed side of the toeplate. The FLIP-STYLE pitcher will now have the two calkers in a down position landing in pit.

### HIGH GRADE STEEL CASTING

2 lb. 9 oz. only — \$24.50 pr., plus \$2.50 shipping

Send checks or money orders to:

PETE DONOHO  
704 STATE STREET  
REDDING, CA 96001  
Ph. 916-243-5761

## CAL-FLIP



Allow ample time for delivery  
Made in U.S.A.-Berkeley, Calif.

## NOW WE KNOW FOR SURE

Seven days at the World Tournament displaying The Schummer Court and Scoreboard and the entire system resulted in an unanimous agreement that this is the only way to get our sport where it deserves to be. Not one person was able to add to or take away from this system with \$5000 up for grabs. Now we know for sure . . . it is the complete answer to our needs.

## EVERYONE AGREED

1. Our sport is the least recognized of all sports on the sport pages, TV or radio.
2. Other sports are wiping our sport off the minds of our youth today.
3. Our top players are not getting what they justly deserve.
4. We must change our image to turn this situation around ... and the **Schummer System** in its entirety is tailor made to do just that.

## WHAT NEXT

Videos are now being made showing the entire system in action and will be available for the asking very shortly. This sport is going to be put right up there where it belongs because the whole world needs the nourishment it provides.

GLEN "RED" HENTON,  
513 W. PLATT ST.,  
MAQUOKETA, IOWA 52060  
PHONE (319) 652-4250

---

## KEENE, N.H. OPEN WON BY HOLLISTER, DEBBIE MICHAUD TOPS LADIES—DEBBIE PICKERING SECOND

Kevin Hollister racked up 7 wins with a 72.7 percentage to win the Men's title in the annual Keene Open held at the Wheeling Park Courts in Keene, N.H. Debbie Michaud topped the ladies division with 6-0-88.4 record. Debbie Pickering was close behind with a 4-2-83.4. Each had games over 90 percent. Sanctioned meet.

**CLASS A** — Kevin Hollister, 7-0-72.7; Art Tyson, 6-1-67.8; Norm Rioux, 4-3-70.4; Paul MacIntyre, 4-3-66.2; Gayle Green, 2-5-61.3; Brian Smith, 2-5-56.8; Joe Festa, 2-5-56.4; Walt Deuster, 1-6-56.6.

**CLASS B** — F. Sibley, 6-1-64.3; S. Squires, Jr., 6-1-57.9; M. Pateneau, 4-3-57.9; J. Monigan, 3-4-52.2; A. Lord, 3-4-50.9; R. Hensen, 3-4-50.0; S. Squires, 3-4-48.6; Ricky Howe, 0-7-46.9.

**CLASS BB** — B. Davis, Sr., 6-1-56.5; C. Costello, 6-1-53.9; B. Herfurth, 5-2-62.1; R. Greene, 5-2-55.0; C. Richardson, 3-4-55.5; F. Lengyel, 2-5-36.6; P. Bouchese, 1-6-48.7; L. Croteau, 0-7-35.7.

**CLASS C** — Cieslak, 7-0-57.0; J. Bozik, 6-1-56.9; D. Hanen, 4-3-49.6; D. Wescott, 3-4-42.8; J. Boches, 2-5-45.0; S. Raymond, 2-5-42.4; N. Stortini, 2-5-42.2; B. Leavitt, 2-5-41.9.

**CLASS CC** — D. Plourde, 7-0-53.7; D. Sawyer, 5-2-52.7; K. Downer, 4-3-47.6; C. York, 4-3-44.4; P. Baldwin, 3-4-46.1; L. French, Jr., 2-5-39.7; R. Worby, 2-5-38.4; D. Vargeletis, 1-6-36.8.

**CLASS D** — W. Larken, 5-2-53.2; D. Martin, 5-2-49.3; R. Venables, 5-2-48.9; W. Burnham, 4-3-53.5; R. Many, 4-3-49.0; A. Grant, 3-4-49.3; L. Bishop, 1-6-40.3; F. Norman, 1-6-26.8.

**CLASS DD** — Herb Cox, 7-0-51.7; R. Brewster, 6-1-46.6; R. Ladd, 4-3-47.5; F. Tompkins, 3-4-39.7; B. Harriman, 3-4-38.8; W. Pateneau, 3-4-37.0; P. Gagnon, 1-6-34.0; K. Outlaw, 1-6-31.2.

**CLASS E** — E. Mancini, 5-2-43.8; L. Putnam, 5-2-43.7; H. Schrickel, 4-3-42.6; W. Hall, 4-3-39.7; R. Grenier, 3-4-43.7; B. Lawson, 3-4-41.5; T. Henley, 3-4-41.3; D. Lachance, 1-6-36.7.

**CLASS EE** — D. Krawczyk, 6-1-43.0; B. McMahon, 6-1-39.8; H. Murphy, 5-2-45.2; A. Brassard, 4-3-35.1; A. Whitaker, 2-5-36.4; H. Reid, 2-5-34.5; R. Benson, 2-5-29.6; H. Locke, Jr., 1-6-28.9.

**CLASS F** — D. Wilson, 7-0-53.9; E. Moore, 6-1-38.0; L. French, Sr., 5-2-41.9; R. Fife, Sr., 4-3-40.0; F. Davis, 3-4-31.5; N. Ricard, 2-5-25.0; Wm. White, 1-6-26.4; D. Ladd, 0-7-20.1.

**CLASS FF** — T. Dziuba, 6-1-40.9; J. Conquest, 6-1-36.3; E. Paris, 5-2-34.0; M. Tebo, 4-3-33.3; C. Traccia, 3-4-28.8; B. Gesick, 2-5-30.5; R. Fife, Jr., 2-5-29.2; P. Hatch, 0-7-27.7.

**CLASS G** — T. Booth, 6-1-48.6; R. Berube, 6-1-40.4; Bill Progen, 5-2-38.4; W. Ryan, 5-2-35.8; D. Colendene, 3-4-31.7; K. Castor, 2-5-38.7; R. Cox, 1-6-18.6; F. Hayden, 0-7-11.0.

**CLASS GG** — E. Lavangie, 7-0-36.5; R. Caron, 6-1-33.6; T. Mitstifer, 5-2-30.0; B. Miller, 3-4-24.3; J. Page, 3-4-22.8; A. Nacewicz, 3-4-22.8; Bill English, 1-6-21.6.

**CLASS H** — D. Nault, 7-0-28.7; R. Derby, 6-1-26.0; A. Solhem, 5-2-23.3; C. Ford, 4-3-21.7; D. Tebo, 3-4-17.7; P. Duff, 2-5-21.5; K. Mailhot, 1-6-10.9.

**CLASS HH** — P. Lavoie, 6-1-30.3; V. Sirois, 5-2-31.5; B. Wellington, 5-2-27.6; T. Matis, 5-2-26.8; F. Lima, 3-4-27.1; A. Brochue, 2-5-21.4; T. Heilmann, 1-6-19.4; F. Wagner, 1-6-16.4.

**CLASS I** — P. Gadsby, 7-0-26.0; E. Baillargeon, 6-1-25.2; R. Gauthier, 5-2-19.4; J.H. Randall, 4-3-16.7; E. Mason, 3-4-13.4; W. Murzin, 2-5-6.1; Dusty Rhodes, 1-6-7.0.

**CLASS J** — K. Lawson, 7-0-18.0; D. McCarron, 5-2-21.1; Bart Sargent, 5-2-19.9; K. Lorette, 5-2-13.5; F. Ryan, 3-4-11.9; D. Henner, 2-5-12.3; A. Conquest, 1-6-8.6.

**CLASS JJ** — Dean Squires, 7-0-33.0; K. Sargent, 6-1-17.5; H. Nault, 5-2-19.1; A. Little, 3-4-13.3; K. Greeman, 3-4-9.0; R. Putnam, 2-5-12.5; R. Allen, 2-5-12.5.

**CLASS K** — Bud Carey, 5-0-30.5; James Gadsby, 4-1-25.8; Wally Miller, 3-2-13.9; Rene Sirois, 2-3-13.6; Rob Caron, 1-4-8.7; Myron Selleck, 0-5-8.3.

**CLASS A WOMEN** — D. Michaud, 6-0-88.4; D. Pickering, 4-2-83.4; B. Baillargeon, 2-4-63.9; L. Downer, 0-6-63.5.

**CLASS B WOMEN** — M. Ryan, 4-1-56.4; P. Metiever, 4-1-48.9; K. Dyer, 4-1-46.4; K. Brewster, 2-3-39.2; D. Alexander, 1-4-37.7; C. Heilmann, 0-5-39.9.

**CLASS C WOMEN** — Lavoie, 5-0-50.0; Selleck, 4-1-43.1; C. Boudreau, 3-2-33.5; Traccia, 2-3-35.2; S. Matis, 1-4-16.3; Anita Patneau, 0-5-22.4.

**KEENE, N.H. — (Continued)**

**CLASS D WOMEN** — Ginny Smith, 5-0-23.0; K. Nault, 4-1-30.6; G. Nault, 3-2-18.8; Dot Gesick, 2-3-19.0; L. Laslie, 1-4-15.6.

**JUNIORS** — Tonya Kelchner, 4-1-24.0; Chad Heilmann, 4-1-24.0; Gary Baillargeon, 3-2-59.0; Cean Jensen, 2-3-19.0; Tracey Gagnon, 2-3-11.5.

**GONZALES & PADDOCK TOP McNALLY INVITATIONAL—N. CALIF.**

**CLASS A** — Jesse Gonzales, 15-1-78.8; Ed Floyd, 14-2-70.6; Don Titcomb, 12-3-74.0; Dave Loucks, 12-3-71.6; Bob Mauzey, 11-4-67.6; Herb Rushing, 8-7-58.1; Walt Foreman, 8-7-57.7; Al Adams, 7-8-59.0; Bill Brown, 7-8-55.4; Verdan Zelmar, 5-10-58.1; Fred Lavett, 4-11-56.2; Dave Stouck, 4-11-55.3; Marty Dunn, 4-11-54.9; Juke Basham, 4-11-50.9; Al Crabtree, 3-12-54.5; Jack Sorg, 3-12-53.4.

**LADIES CLASS** — Sharon Paddock, 14-0-76.0; Yvonne Mauzey, 9-5-63.0; Vera Floyd, 8-6-68.0; Virginia Sturla, 8-6-66.1; Billie Sue Pennington, 8-6-62.6; Andrea Adams, 5-9-60.7; Vada Dunn, 3-11-53.2; Marthe Dunn, 1-13-44.7.

**SOUTHERN CALIFORNIA TOURNAMENT ACTIVITY**

**GUNNAR HANSEN "D" OPEN — SANC. 85-142 — GROUP 1** — Hank Kane, Norwalk, 7-0-41.4; Chuck Yoshida, Carson, 5-2-35.6; Phyllis Morten, Whittier, 4-3-38.6; Carl Hiatt, Lake Isabella, 4-3-36.9; Floyd Brown, Exeter, 3-4-38.4; Ken Lamb, Norwalk, 3-4-33.0; Jim Kerr, Redondo Beach, 2-5-31.4; Fred Craven, Bellflower, 0-7-24.9.

**GROUP 2** — Leonard Lifton, Torrance, 6-2-37.0; George Farrel, Apple Valley, 5-3-30.0; Ken Dalton, Harboe City, 4-3-33.6; Gil Salazar, Pasadena, 4-3-27.5; Gene Van Sant, Sun City, 3-3-24.8; Larry Connell, Norwalk, 2-4-24.8; Erwin Klessig, Lynwood, 0-6-10.0.

**GROUP 3** — Tammy Hendrick, Torrance, 5-1-34.7; John Lendway, Downey, 4-2-26.9; Kee Blackrock, Maywood, 3-2-24.1; Larry Connell, Norwalk, 2-3-22.2; Ed F. Brown, Torrance, 2-3-17.4; Franklin McCutcheon, Torrance, 0-5-6.1.

**GROUP 4** — Kevin Roller, No. Torrance, 4-0-26.0; Harry Cain, No. Hollywood, 3-1-15.0; Rene Boivin, Harbor City, 2-2-18.0; Janice Atwell, Los Angeles, 1-3-8.5; Emily Weeks, Norwalk, 0-4-4.0.

**ELMER BELLER OPEN — SANC. 85-143 — GROUP 1** — Pat Silva, Santa Barbara, 6-0-56.9; Don Gregson, Crestline, 5-1-54.4; Diane Llopez, Santa Barbara, 3-3-51.9; Bruce Stuart, Torrance, 3-3-48.0; Richard Senger, Florida, 3-3-44.5; Barbara Dow, Capistrano, 1-5-45.4; Jim Buck, Lakewood, 0-6-40.4.

**GROUP 2** — Ken Lamb, Norwalk, 6-1-39.6; Jim Sutherland, Lakewood, 5-2-35.6; Carl Hiatt, Lake Isabella, 4-2-38.9; Phyllis Morten, Whittier, 4-2-36.2; Jim Atwell, Los Angeles, 2-4-36.8; Hank Kane, Norwalk, 1-5-32.6; Ray Silva, Santa Barbara, 0-6-31.1.

**GROUP 3** — Fred Craven, Bellflower, 7-0-36.3; Floyd Brown, Exeter, 5-2-36.7; Jeff Weaver, Santa Barbara, 3-4-27.7; Wally Shipley, Newport Beach, 3-4-26.8; Dave Rodriguez, Santa Barbara, 3-4-26.1; George Farrell, Apple Valley, 3-4-23.4; Tammy Hendrick, Torrance, 2-5-30.5; Doug Soward, Lake Isabella, 2-5-24.2.

**GROUP 4** — Jack Schoonover, Orange, 6-0-29.3; John Lendway, Downey, 4-2-28.8; Jim Dow, Capistrano, 3-3-21.6; Kee Blackrock, Maywood, 3-3-21.5; Bob Jacobs, Tustin, 2-4-26.0; Harry Cain, No. Hollywood, 2-4-15.2; Larry Connell, Norwalk, 1-5-18.8.

**GROUP 5** — Edyth Soward, Lake Isabella, 5-1-11.3; Karen Rowbury, Santa Barbara, 4-2-20.5; Sally Shipley, Newport Beach, 4-2-10.7; Debra Lendway, Norwalk, 3-3-12.3; Janice Atwell, Los Angeles, 2-4-9.0; Robert Kernes, Sr., Norwalk, 2-4-50.0; Robert Kernes, Jr., Norwalk, 1-5-7.0.

**HERB CRISS WINS WASH. HURRICANE RIDGE OPEN**

Peter Clark from Port Orchard, Wash. set a state record by tossing 22 straight ringers and had a perfect game against Bob Hughes in the Hurricane Ridge Open in Port Angeles. Peter lost his last game with Herb Criss. Peter was our State Champion last year and took third in the world Tournament last year. Peter has been with the military since last Sept. After being home on leave he will be going to Germany for 2 years. Tourn. Sanc. 85-379.

**CLASS A** — Herb Criss, Bremerton, 8-0-77.6; Peter Clark, Port Orchard, 7-1-71.0; Margaret Byfield, Mt. Vernon, 5-3-58.8; Phil Luce, Hoquiam, 4-4-55.8; Bob Hughes, Burley, 4-4-47.5; Bob Hoerner, Tacoma, 3-5-52.6; Dan Leary, Steilacoom, 2-6-47.8; Jack Bush, Marysville, 2-6-46.5; Ray Sexton, Hoquiam, 1-7-46.8.

## WASH. HURRICANE — (Continued)

**CLASS B** — Terry Collins, Port Angeles, 8-0-41.1; Oliver Hartzell, Bothell, 7-1-40.2; John Byfield, Mt. Vernon, 5-3-41.3; Pat Patterson, Everett, 3-5-36.6; Errol Darling, Bremerton, 3-5-34.6; Joe Wright, Tacoma, 3-5-33.1; Bob Clark, Port Orchard, 3-5-31.3; Bill Van Egdorn, Lynden, 3-5-27.9; Cy Kitchen, Tacoma, 1-7-28.8.

**CLASS C** — Hal Landry, Port Angeles, 7-1-33.8; Ted Bostwick, Sequim, 6-2-35.9; Frank Errigo, Tacoma, 5-3-36.4; El Day, Lynden, 5-3-30.3; Cleve Woods, Graham, 5-3-26.6; Wendell Roberts, Port Orchard, 3-5-30.0; Bob Wendling, Aumsville, Or., 3-5-24.3; Bill Van Egdorn, Lynden, 2-6-26.9; Gary Washburn, Tacoma, 0-8-19.4.

**CLASS D** — Sue Ramey, Mt. Vernon, 8-0-30.9; Arbie Medley, Port Angeles, 5-3-17.4; Bill Connell, Tacoma, 5-3-16.2; Helen Erkenback, Port Angeles, 4-4-20.3; George Rachel, Everett, 4-4-18.2; Don Rodgers, Port Angeles, 4-4-14.4; Tom W. Worthington, Spokane, 3-5-14.7; Gerald Sharp, Port Angeles, 2-6-17.2; Julie Lauderdale, Port Angeles, 1-7-9.1.

## GETTING TO KNOW MICHAEL DiMARTINO

By WILL REICH

This is Will Reich speaking for Michael DiMartino. We are long time horseshoe pitching friends and we both belong to the LeRoy Horseshoe Club. Mike lives around the corner in Churchville, N.Y. His wife's name is Judy and they have three sons, a daughter and one grandchild.

Now before I go any further I would like to tell you horseshoe players about a friend of Mike's. His name is Mr. Fred Koester, he is the President of Rochester Antiques. Fred has been Michael's sponsor since 1983. With Fred's backing Mike was encouraged to travel to Huntsville, North Carolina to compete in last year's World tournament. It was Mike's first time playing in a World Tournament and he came in fifth.

Those attending probably still remember his win over the great Carl Steinfeldt late in the tournament.

Before going to the World, Michael won the 1984 Eastern National held in Erie, Pa. His sponsor sent him to Ohio for a try at the NEA this spring and he won not only the Tournament but pulled into a tie with Deadeye Williams who lost to Mike. Previously Deadeye had beaten Mike at the World; the score now stands one win each.


This spring at Statesville, North Carolina, home of the Dogwood Tournament, Mike again won and one of his victims was the present World Champion. Mike has won three New York State titles. He is the present defending champion. His leading challenger next Labor Day Weekend will be Art Tyson also a three time winner.

Mike has won many area and Western New York titles. One of these he especially enjoyed was

when he went to a farmers tournament with his shoes all painted up nice and the judges would not let him use them. Soon a man came by with a wheelbarrow full of small rusty horseshoes. Mike then got in line and picked a rusty pair to play with.

Throwing small rusty horseshoes over a stake standing up straight and into dirt, not clay, was quite a challenge. However, when the dust settled my friend Mike was on top as usual.

I have told you quite a bit about Mike. His sponsor, Fred Koester, figures to make many trips available to Mike. If you happen to see him at one of your tournaments go up and introduce yourself to him. I am sure that you will enjoy him because he is a heck of a nice guy.





## COMING EVENTS

### YUMA, ARIZ. SCHEDULE

#### Kennedy Park Courts

- Sept. 28 — Roadrunners Tournament. Singles Open. Saturday, 6:30 p.m.
- Oct. 19 — Blaine Bingham Memorial. Saturday, 8:30 a.m. Singles Open.
- Nov. 23 — Third Annual. Saturday, 8:30 a.m. Sanctioned Singles.
- Dec. 15 — Welcome Snowbirds. Sunday, 8:30 a.m. Singles Open.
- Jan. 18 — Budweiser Third Annual. Saturday, 8:30 a.m. Sanctioned Singles. Budweiser jackets, 1st place in all classes.
- Feb. 9 — Del Simmons Memorial, Sunday 8:30 a.m. Singles Open.
- Mar. 16 — St. Patrick's Sunday, 8:30 a.m. Sanctioned Singles.
- Apr. 4-5-6 — Annual Arizona State Tournament. Kennedy Park, Yuma, Ariz. Sanctioned Singles.

Entry fees, regular tournaments, \$3.00 Yuma members. Non-members \$5.00. State tournament \$5.00. Send all entries and proper fees with NHPA card number and ringer percentage to Rex Lee, 790-13th St., Yuma, Az. 85364. Ph: 782-4462.

### ARIZONA SCHEDULE

#### Pioneer Park, Mesa, AZ

- Oct. 18-19 — Art Kamman Open. Mesa. 100 shoe qual. Entries close Oct. 9. Fee \$5.00 to Carol Larkins, 5050 N. LaCholla Blvd., Sp. 41, Tucson, AZ 85705. Ph. 1-602-887-7383.
- Nov. 15-16-17 — Bonanza Open. Mesa. Entries close Nov. 7. Entry fee of \$5.00 to Carol Larkins.
- Dec. 5-6-7 — Mesa Parks Open. Entries close Nov. 26. Entry fee of \$5.00 to Carol Larkins.
- Jan. 16-17-18 — Lost Dutchman Open. Rock Shadows Resort. Entry fee of \$10.00 and percentage to Roy Sneller, Box 729, Sp. 636, Apache Jct., Ariz. 85220. Ph. 982-7797. Entries close Jan. 6.
- Jan. 24-25-26 — Valley of the Sun Warm Up. Mesa. Entries close January 14. Entry fee \$5.00. Send fee and percentage to Carol Larkins, Sanctioned. NHPA and State cards required.
- Feb. 11, 12, 13, 14, 15, 16 — Valley of the Sun. Entries close January 26. Sanctioned tournament. NHPA and State cards required. Entry fee \$10.00 plus extra fee of \$10.00 for Class A. Classes B, C and D \$5.00 extra. Ladies A & B \$5.00 extra. Send proper fees and percentage to Carol Larkins.
- Mar. 7-8-9 — Bye, Bye Snowbirds Open. Mesa. Entries close Feb. 27. Send \$5.00 fee and percentage to Carol Larkins.
- April 4-5-6 — Annual State Tournament, Yuma, Az. Kennedy Park Courts. Entries close Mar. 26. Send fee of \$5.00 and percentage to Rex E. Lee, 790 13th St., Yuma, AZ 85364. Ph. 726-4417. Sanctioned tournament. NHPA and state cards required.

### NORTHERN CALIF. SCHEDULE


- Sept. 14 — B Open. Sanction 85-274. Ukiah valley.
- Sept. 14 — D Open. Sanction 85-275. Placer County.
- Sept. 15 — Mayor Curtois Open, WJ. Sanction 85-276. Vallejo.
- Sept. 15 — D Open. Sanction 85-278. Yuba-Sutter.
- Sept. 21 — Open, WJ. Sanction 85-279. Yolo.
- Sept. 21 — E Open. Sanction 85-280. Tri-Valley.
- Sept. 22 — Open. Sanction 85-281. Sonoma County.
- Sept. 28 — Joe Roberts Open. Sanction 85-282. Colusa.
- Sept. 29 — Czar Marceovich Open, \$. Sanction 85-283. Mosswood.
- Sept. 29 — b & E Open, WJ % Mix. Sanction 85-284. Ukiah Valley.
- Oct. 5-6 — NCHPA Class Championships PR. Sanction 85-285. Yolo.
- Oct. 12 — Open, WJ. Sanction 85-286. San Jose.
- Oct. 13 — Walt Foreman Open, WJ. Sanction 85-287. San Jose.
- Oct. 19-20 — Open, WJ. Sanction 85-288. Feather River.
- Oct. 26 — B Open, WJ. Sanction 85-289. Yuba-Sutter.
- Oct. 26 — Genevieve Lavett Sweetheart Doubles. Sanction 85-290. Seaside.
- Oct. 27 — Flash Lavett Open, WJ. \$. Sanction 85-291. Seaside.
- Oct. 27 — B Open, WJ. Sanction 85-292.
- Nov. 2 — Business Meeting and Dinner Dance. Yolo.
- Nov. 3 — Turkey Shoot Open, WJ % Mix. Sanction 85-293. Yolo.

## EAST COAST TOURNAMENT OF CHAMPIONS — SEPT. 28-29

The annual East Coast Tournament of Champions will take place on Saturday and Sunday, Sept. 28-29 at the Estely-Keilholz courts on West Patrick St. in Frederick, Maryland. Entry fee for all classes is \$12.00 with an additional fee for Classes A, B, C, D and Women. Juniors fee will be \$5.00. Top prize for Class A will be \$500.00. Women's Class A will be \$200.00. Juniors will receive plaques for 1st thru 3rd place. All classes will pitch in 8-man round robin except Class A in the men which will be a 16-man round robin. Tournament will be limited to the first 184 pitchers. Entry deadline is September 8. Pitching time starts at 9 a.m. each day. Send entry and fee and percentage of last 3 tournaments to: Frederick Horseshoe Club, P.O. Box 3249, Frederick, Maryland 21701. Ph. 1-301-371-5665. Class and time that you will pitch will be sent to you.



## THE ORIGINAL DROP - FORGED PITCHING SHOE



THE  
"PRO"

Two tournament tested models, forged from S.A.E. specified steel, are available. Both have hardened hooks and points, and may be ordered in your choice of medium, soft, or dead soft tempers.



THE  
"O"

AS THE FIRST MANUFACTURER OF THE DROP-FORGED PITCHING SHOE, THE OHIO HORSESHOE COMPANY IS RECOGNIZED WORLD-WIDE FOR ITS HIGH QUALITY PITCHING SHOES.

For price information and to order, contact:

# OHIO HORSESHOE COMPANY

P.O. Box 21371  
Columbus, Ohio 43221

614-457-4335