



the
national horseshoe pitchers


NEWS DIGEST



SEPTEMBER, 1984

Official Publication of
**THE NATIONAL HORSESHOE PITCHER'S ASSOCIATION
OF AMERICA**

Look
for
the new
white
shoes!



Advanced Design

TOURNAMENT PITCHING HORSESHOES




Both backyard pitchers and pros catch and hold the stake better with DIAMOND's new advanced design "Tournament" Shoe. It features a grip positioner, hardened tips, an increased radius, a dead soft center, and a wider, deeper calk. Same drop-forged solid steel construction as DIAMOND's popular Double Ringer and Super Ringer Regulation Shoes. All American made.

Contact your nearest NHPA club or sporting goods store for DIAMOND pitching horseshoes.

For the latest pitching horseshoe catalog write:



DIAMOND TOOL *and Horseshoe Co.*

Subsidiary  The Triangle Corporation

P. O. BOX 6246. DULUTH, MINNESOTA 55806

"DIAMOND Pitching Horseshoes are Recognized as Official in Tournaments
Sanctioned by the National Horseshoe Pitchers Association"



THE HORSESHOE PITCHER'S NEWS DIGEST is published on the 5th of each month at Aurora, Illinois, U.S.A. by the National Horseshoe Pitcher's Association of America. Editorial office, P.O. Box 1606, Aurora, Illinois 60507. Phone: 312-898-3974. Subscription rates—1st Class \$9.00; 3rd Class \$8.00 per year in advance. NHPA membership cards are available through each state secretary for \$7.00 plus any state association dues. Forms close on the 10th day of each month preceding date of issue. Advertising rates on request. F. Ellis Cobb, Editor.

NATIONAL OFFICERS

Glen Portt, 2803 Newcomb Rd. Albany, Ga. 31705 (912-432-0067) President
 Earl Winston, Rte 2, Lamonte, Mo. 65337 (816-563-3536) 1st Vice-President
 Norman Gaseau, 1908 Nuggett Dr., Clearwater, Fla. 33515 (813-443-2892) 2nd Vice-President
 Vincent Yannetti, 322 Longwood Ave., Bound Brook, N.J. 08805(201-356-3862) 3rd Vice-President
 Bonnie Seibold, 1043 Grayson Ave., Huntington, Ind. 46750 (219-356-3489) 4th Vice-President
 Donnie Roberts, Box 810, Circleville, Oh. 43113 (614-474-7727) Sec./Treas.
 Claude White, Jr., 940 Knollwood Ct., Plainfield, NJ 07062(201-753-2298) Chr. Reg. Dir.

Volume 27

September, 1984

No. 9

FROM YOUR PRESIDENT . . . Glen A. Portt

The proposals by your President to improve the Constitution and By-Laws resulted in a resounding defeat. It also resulted in creating many problems during the next year. The defeat came as a result of a motion to *table* all the proposals until next year in order to have more time for further study and research. Your president believes that many delegates did not know that they voted to table. Many had picked up their delegate package after arriving at the meeting.

Following are just a few of the items included in the package which some of the delegates voted to table.

1. Blanket approval to include the feminine gender throughout the Constitution and By-Laws. Tabled.
2. To delegate addresses and names from the Constitution and By-Laws. Tabled.
3. Waive any By-Law rule in order to better promote our sport. Tabled. (This practically ends all promotion efforts to obtain sponsors or TV network coverage for the final World Championship games and/or World Match Game Championships. The Las Vegas tournament must be on clay, dirt or sand; otherwise it cannot be sanctioned...unless the Council breaks a By-Law.) Almost every organization or corporation of any size has emergency procedures. Example: The AAU official code book under Emergency Procedures of Officers grants the officers emergency power to act in the best interest of the AAU and to invoke or revoke any rule or regulation in the Code.
4. The Sec.-Treas. shall receive a salary rather than expenses. Tabled. (This is a legal problem which goes back many years. A vote for a salary would have ended the NHPA's legal problem in this area.)
5. Prize list must be approved by a *majority* vote of the Council. Tabled. (The Supreme Court of the U.S., by a vote of 5-4 makes decisions which affect millions of people. Why make the Council decide by a 5-2 vote?)
6. A Senior and Intermediate Tournament shall be held for both men and women. Tabled. (Why not include the women? Springfield, Mo. would have been the perfect place to have started these divisions.)
7. The annual cost of a 12 month subscription to the Digest shall be determined by the Council. (In effect, the delegates voted to continue having the Digest show a loss.)

The above are just a few of the items that some of the delegates refused to consider. These are earth-shaking proposals and to those delegates who voted to table them and effect said that three months time was not enough for them to make up their minds, and that they needed another year to consider them, your President says "Shame!"

Yes, the delegates were tired but *they were there to vote for the business before the Convention*. All they had to do was vote yes or no. Your President admits that there was inadequate preparation of the facilities. . . no flag, no podium, no elevated stand for the Council, a poor public address system and poor processing of the delegates eligibility. Your President can only state that he cannot do everything. However, he will not pass the buck. He accepts all the blame.

Your President is not bitter. . . only disappointed. He pledged when elected that he would work hard for two years. He will honor that pledge.

TO OUR 1984 WORLD CHAMPIONS AND OTHERS

By GLEN A. PORTT

To our 1984 World Champions: Jim Knisley, Men's; Tari Powell, Women's; Alan Francis, Junior Boys; Debby Bestul, Junior Girls; Elmer Swartz, Intermediates; Floyd Plumb, Over 70; Glen Portt, Seniors; Congratulations to all!

Each of the above is a true champion in *every sense of the word* and we are very proud. But, we can also be proud of the losers. Ernest Hemingway once said of himself, "What is a Champion?" He answered his in this way, "A real Champion is one who can show 'grace while losing.'"

So, to all the losers: Carl Steinfeldt; Phillis Negaard; Kristi Farris; Omar Blacketer; John Shuck; John Mulligan; Bret Pritzlaff; and many others, you too, are true champions. Each of you epitomized 'grace while losing.' The NHPA is proud of you. My sincere congratulations.

COVER PICTURE. . . "Hail to the Chief" shown this month is the new 1984 World Horseshoe Pitching Champion, Jim Knisley of Bremen, Ohio. He is being presented his World Champion trophy by Leo McGrath, of Cincinnati, Ohio and former Vice-President of the NHPA. Jim has been a top contender for the title for many years, finishing second in the 1983 event. In this year's event, Jim finished in the preliminaries with a 7-0-80.5 record and tied Carl Steinfeldt with 19-4 and going on to win the play-off and the title. Finishing with 19-4-78.5.

In Memoriam

*"In the land beyond the horizon,
Shall he be wrapped in Eternal Sunshine,
And dwell in that House not made
With hands but Eternal in the Heavens."*

The Illinois Horseshoe Pitchers' Association was saddened by the death of Roland P. "Rolly" Wittlich, 64, of Belleville, Illinois on August 8.

Rolly was one of the top competitors in the state and the admiration of his fellow horseshoe pitchers was evident. He belonged to the Tri-County League, Millstadt Horseshoe Club and Four-A Horseshoe Club, holding various offices. Rolly was the Vice President of the Illinois Horseshoe Pitchers' Association and served as a delegate to the World Horseshoe Tournament many times. He also organized the Deutschfest Doubles Horseshoe Tournament in Belleville each year.

To Rolly's wife, Milla, and his children, Mike, Barb, and Ann, the sincere sympathy of the Illinois Association and the N.H.P.A. is extended.

IMPORTANT NOTICE FROM NHPA SECRETARY

Ken Green and Norm Hutchin have money coming from the 1984 World Tournament, but our files don't show your proper address. Please advise immediately. Notify Donnie Roberts, Box 810, Circleville, OH 43113.

THANK YOU FROM LEE ELBEE FOR STOKES AWARD

Dear Council Members, Committee, Delegates and Pitchers:

I would like to thank all of you who were responsible for the Stokes Award. This came as a complete surprise and I will treasure this award for the rest of my life. I will be happy to return this award to the Hall of Fame that is to be constructed in Springfield in 1985.

Here are the results of the delegates vote in Huntsville, Alabama:

(1) The World Tournament *WILL* be held in Springfield for five consecutive years. 1985 - 1986 - 1987 - 1988 - 1989.

(2) The Hall of Fame will be constructed in our new sport center.

(3) The National Headquarters will also be included in the sports center.

Our local Coca Cola Bottling plant *WILL* sponsor the Junior scholarship for boy and girl ("A" class) \$2,000.00 each year for five years.

Your major sponsor will be announced in your next month's Digest. It will be \$33,000.00 each year for five years.

In the next issue of the Digest, I will bring you up to date on some of the prizes, bus tours, and etc.

Will be back next month and thanks again — you will love Springfield.

Sincerely,
Lee Elbee

ANNUAL FRYE MEMORIAL OPEN-WINCHESTER, VA. SANC.

The annual Raymond L. Frye Memorial Open sponsored by the Winchester, Va. Horseshoe Club and Parks and Recreation Dept. and sanctioned by the NHPA will be held on Saturday, Sept. 8 and Sunday Sept. 9 at the Frye courts in Winchester, Virginia.

Pitchers will be seeded by percentage. All 50% pitchers must qualify at the courts. 100 shoe qualifying. If percentage in 1983 Frye tourney is higher than qualifying score highest percentage will be used. All tournament play will be 40 point round robin. Play starts promptly at 1:00 P.M. No registration after 12 noon on Saturday, Sept. 8. Entry fee of \$12.00 all adults. Junior fee \$5.00. In addition to entry fee an extra pitcher's fee will be charged as follows: Men, Class A, \$15.00; Class B, \$8.00; Class C, \$5.00; Class D, \$3.00 and Class E, \$2.00. First place prize money for Men will be \$500.00 and first place for Women will be \$100.00. Other cash prizes and trophies also will be awarded. For further information contact Debby Merrimer, 662-5406 or Les Singhass, 667-7351.

TO MY FELLOW HORSESHOE PLAYERS AND FRIENDS:

My congratulations to all the new World Champions of our great sport. My best wishes to all the participants in the 1984 World Tournament in Huntsville, Alabama.

A word of praise goes to the host club, the Jaycees and to all our N.H.P.A. officials in their administration of this event under extremely adverse weather conditions.

As many of you already know, Mr. Schummer, designer of the Schummer Horseshoe System, came to Huntsville with 24 Schummer Courts and scoreboards. (We could have played the world tournament on the courts he had in his automobile.) He unloaded the courts and left at once to return to his job in Florida.

Along with the courts, scoreboards and Schummer System "3 Cheers" brochures, he provided complete blueprints and cost figures to anyone so desiring this information, and hundreds of people received them.

As I have mentioned many times in the past, this was all free, no strings attached, because this man loves our great sport and all those that can and will be reached through this system under our own N.H.P.A. guidance.

I wish to sincerely thank all of the many State Directors and State Officials who pitched in and assisted in the packaging of the courts and scoreboards to be given to the various states, free of charge, along with the blueprints and brochures.

I could not close without saying how thankful and appreciative we all are in the N.H.P.A. for a man so devoted to our game... his efforts will never be exceeded.

Your friend in horseshoe,
Glen "Red" Henton

MIDWEST TOURNAMENT OF CHAMPIONS—SEPT. 15-16 KALAMAZOO, MICHIGAN—SANCTION 84-339

The third annual Midwest Tournament of Champions will be held in Kalamazoo, Michigan on Saturday and Sunday, September 15-16. All games to be 40 points. Entry fee is \$20.00, all entry fees stay within the class. Send entries and fees to Bob Wells, Box 205, Temperance, Michigan 48182 by midnight of September 6. There will be a division for men, women, boys and girls and 70 years and older. No entry fee for boys and girls. Send your entry early.

FREE! Trophy & Awards Catalog



Call Toll-Free
1-800-628-9657
In Mass. 1-800-282-7789

DINN BROS. The Trophy People

P.O. Box 111 • 68 Winter St. • Holyoke, MA 01041

NHPA PROMOTION COMMITTEE REPORT

By SOL BERMAN

WHEATIES SEARCH FOR CHAMPIONS CONTEST

A ballot box was set up at the World's Championship in Huntsville, Ala. 98 ballots were deposited.

The top contributors were:

Joyce Francis, Blythedale, MO	28
Betty & Charles Dunlap, Kirtland, OH	15
Sol Berman, Palm Beach Gardens, FL	12
Glen Portt, Albany, GA	10
Dorothy & Herb Pinch, Sharon, PA	10
The Lipovskys, Bloomington, MN	9
Loren Gillespie, Tremont, IL	5

We are still in the top 50. The contest ends September 1, 1984. If we top 5,000 ballots we will receive \$5,000.

SPECIAL AWARDS AND OTHER NOTES

1984 NHPA ACHIEVEMENT AWARDS — James Acock, Missouri; Clayton Kurtz, Georgia; Herman Wieser, Florida.

1984 NHPA HALL OF FAME INDUCTEES — Mark Seibold, Indiana; Lee Jacobs, Michigan; Winnie Winetrout, Washington; Jack Adams, Canada.

1984 ARCH STOKES AWARD — Lee Elbe, Missouri.


1984 PRESIDENTIAL AWARD — Norman Gaseau, Florida.

1984 MEMBERSHIP AWARDS — Ohio — Most Adult members for 1983; New York — Most Junior members for 1983; Missouri — Largest increase in 1983 over 1982; Northern California — Largest 1983 membership.

1984 HALL OF FAME GAME WINNERS — Ottie Reno — Al; Earl Winston — Mo; Sol Berman — Fl. Springfield, Missouri was awarded the World Tournament for 1985 through 1989. Details to be worked out within 60 days.

The delegates voted no smoking, no chewing tobacco, and no alcohol on the courts at the World Tournament. Barry Chapelle, Bonnie Seibold, and Donnie Roberts were elected to two year terms.

TED ALLEN HORSESHOES



An original professional shoe. Still the very best professional shoe — Designed by a Champion — Used by many Champions — Not all users will become champions, but by throwing ALLEN's, you know that you've performed your best.

The designed features were invented by TED ALLEN, a 10 time world champion. He has made world records over and over with them. The design was a leader. After years it came to be a trend as a guideline in shoe equipment.

You can't go wrong in using them.

1045 LINDEN AVENUE

BOULDER, COLORADO 80302

**JIM KNISLEY, TARI POWELL, ALAN FRANCIS, DEBBY BESTUL,
ELMER SWARTZ, GLEN PORTT, FLOYD PLUMB
1984 WORLD HORSESHOE PITCHING CHAMPIONS**



TARI POWELL

JIM KNISLEY

Although Huntsville, Alabama, was beset with daily rains during the 1984 World Tournament, Jim Knisley of Bremen, Ohio and Tari Powell of Rankin, Illinois were able to keep themselves "afloat" long enough to win their first World Horseshoe Pitching Championships. Knisley won the play-off over Steinfeldt for the Men's Championship while Tari Powell won the final play-off game over Phyllis Negaard, defending champion, with a resounding 77 ringers out of 86 shoes to win the title.

1984 CHAMPIONSHIP MEN'S FINALS

	WON	LOST	%
1. Jim Knisley, Ohio	19	4	78.5
2. Carl Steinfeldt, Florida	19	4	82.2
3. Peter Clark, Washington	18	5	79.4
4. Kevin Cone, Iowa	18	5	77.0
5. Mike DiMartino, NY	16	7	78.6
6. Alvin Perry, Virginia	16	7	78.1
7. Walter Ray Williams, Jr., California	15	8	76.0
8. Mark Seibold, Indiana	14	9	79.1
9. Dale Lipovsky, Minnesota	14	9	75.4
10. Merlin Potts, Kansas	12	11	72.3
11. Marvin Grubb, Florida	12	11	68.4
12. Roger Vogel, Texas	11	12	73.3
13. Don Kuchcinski, Pennsylvania	11	12	71.9
14. Ronnie Simmons, California	11	12	70.8
15. Mark Dyson, North Carolina	10	13	73.2
16. Ralph Maddox, West Virginia	10	13	69.1
17. Steve Kuchcinski, Pennsylvania	9	14	70.5
18. Art Tyson, New York	9	14	69.3
19. Greg Bean, Ohio	9	14	69.1
20. Bob May, Indiana	8	15	68.2
21. Kenneth Pogue, Missouri	5	18	62.7
22. Walker Shaneyfeldt, Alabama	4	19	62.1
23. Harold Darnold, Iowa	4	19	61.8
24. Jack Fahey, Florida	2	21	66.5

MEN'S CHAMPIONSHIP FINALS — (Continued)

1. JIM KNISLEY — OHIO

Opponent	Score	R	SP	%
Bob May.....	41-7	25	30	83.3
Harvey Grubb.....	34-42	76	54	79.6
Merlin Potts.....	34-42	76	98	77.5
Harold Darnold.....	41-24	41	54	75.9
Kenneth Pogue.....	41- 7	37	46	80.4
Walker Shanneyfelt.....	40-14	33	44	75.0
Jack Fahey.....	41-29	59	72	81.9
Mark Dyson.....	40-22	50	62	80.6
Roger Vogel.....	40-29	59	72	81.9
Ronnie Simmons.....	40-29	45	58	77.5
Peter Clark.....	40-15	39	46	84.7
Steve Kuchcinski.....	41-22	45	60	75.0
Bean.....	42-16	41	50	82.0
Tyson.....	42- 9	44	48	91.6
Williams.....	40-19	54	62	87.0
Lipovsky.....	29-40	39	56	69.6
D. Kuchcinsky.....	43-21	36	46	78.2
Maddox.....	43-23	32	48	66.6
Seibold.....	41-36	40	64	62.5
Perry.....	29-40	53	72	73.6
Cone.....	41-15	55	62	88.7
DS. Martin.....	45-26	60	76	78.9
Steinfeldt.....	17-45	52	70	74.2

WON 19 LOST 4

1078 1372 78.5

2. CARL STEINFELDT — FLORIDA

Opponent	Score	R	SP	%
Harvey Grubb.....	41-16	58	66	87.8
Merlin Potts.....	42-22	73	86	84.8
Harold Darnold.....	40-14	39	46	84.7
Kenneth Pogue.....	42- 9	35	38	92.1
Walker Shanneyfelt.....	42- 5	33	36	91.6
Bob May.....	40-21	47	58	81.0
Mark Dyson.....	42p26	59	52	80.6
Roger Vogel.....	32-40	74	92	80.4
Ronnie Simmons.....	42-12	36	46	78.2
Peter Clark.....	40-26	59	72	81.9
Steve Kuchcinski.....	42-32	62	76	81.5
Jack Fahey.....	42-10	41	52	78.8
Maddox.....	41-31	66	80	82.5
Bean.....	40-19	47	56	83.9
Tyson.....	40-29	60	72	83.5
Williams.....	38-41	57	80	71.2
Lipovsky.....	42-23	53	66	80.3
D. Kuchcinski.....	40- 9	28	32	87.5
Perry.....	43-15	49	58	84.4
D. Martino.....	10-42	43	60	71.6
Seibold.....	40-25	77	88	87.5
Cone.....	37-41	65	84	77.3
Knisley.....	45-17	62	70	88.5

WON 19 — LOST 4

1214 1476 82.2

3. PETER CLARK — WASHINGTON

Opponent	Score	R	SP	%
Kevin Cone.....	41-19	57	68	83.8
Greg Bean.....	41-31	57	76	75.0
Art Tyson.....	30-42	53	72	73.6
Don Kuchcinski.....	40-32	64	80	80.0
Mike DiMartino.....	40-33	67	82	81.7
Walter Williams.....	40-33	60	72	83.3
Alvin Perry.....	40-33	101	118	85.5
Ralph Maddox.....	40-13	48	58	82.7
Mark Seibold.....	26-41	55	72	76.4
Carl Steinfeldt.....	26-40	54	72	75.0
Jim Knisley.....	15-40	31	46	67.3
Dale Lipovsky.....	42-21	38	50	76.0
May.....	40-23	28	40	70.0
Darnold.....	44-10	38	46	82.6
Fahey.....	40- 9	26	32	81.2
Shanneyfelt.....	42-24	66	80	82.5
Pogue.....	40-24	40	52	76.9
S. Kuchcinski.....	42-13	57	64	89.0
Grubb.....	44-13	47	56	83.9
Dyson.....	44-13	55	62	88.7
Vogel.....	40-10	41	52	78.8
Simmons.....	39-40	52	74	70.2
Potts.....	40-2	26	38	68.4

WON 18 LOST 5

1161 1462 79.4

4. KEVIN CONE — IOWA


Opponent	Score	R	SP	%
Peter Clark.....	19-41	50	68	73.5
Steve Kuchcinski.....	41-17	46	56	82.1
Jack Fahey.....	40-37	44	60	73.3
Mark Dyson.....	41-25	48	60	80.0
Roger Vogel.....	40-37	66	84	78.5
Ronnie Simmons.....	41-27	51	66	77.2
Kenneth Pogue.....	42-26	41	58	70.6
Walker Shanneyfelt.....	42-10	34	40	85.0
Bob May.....	41-16	33	42	78.5
Harvey Grubb.....	42-37	54	70	77.1
Merlin Potts.....	42-25	44	60	73.3
Harold Darnold.....	42-22	50	66	75.7
Tyson.....	40-28	57	76	75.0
Williams.....	40-35	75	92	81.5
Lipovsky.....	41-23	58	70	82.8
D. Kuchcinski.....	40-19	49	60	81.6
Maddox.....	40-12	31	40	77.5
Bean.....	25-41	39	56	69.6
DiMartino.....	26-45	40	58	68.9
Seibold.....	42-36	39	54	72.2
Knisley.....	15-41	47	62	75.8
Steinfeldt.....	41-37	66	84	78.5
Perry.....	22-41	64	80	80.0

WON 18 LOST 5

1126 1462 77.0

1110	1402	79.1
------	------	------

NOW READY!



The long awaited book by Dr. Sol Berman is now ready. It is filled with facts and tips to improve your game, with hilarious cartoons by John Yernberg, and information every horseshoe pitcher needs. Only \$4.95, plus 60 cents for postage.

SPECIAL: On your group order for 10 copies, the publisher will pay the postage, and will include **FREE** a copy of Ottie Reno's valuable book **PITCHING CHAMPIONSHIP HORSESHOES**.

CORNWALL BOOKS 440 Forsgate Drive Cranbury, NJ 08512

Send me _____ copies of HORSESHOE FILM FACTS and FUN, at \$4.95 per copy, plus 60 cents per copy for postage. I enclose \$_____ remittance. (Or you may charge your Visa or Mastercharge account. Please include your account number, expiration date, and for MC, your Interbank number.)

Name

Address

City..... State..... ZIP.....

☐ Check here if you are ordering 10 copies, postage paid, and you will receive free a copy of PITCHING CHAMPIONSHIP HORSESHOES.

MENS CHAMPIONSHIP FINALS — (Continued)

9. DALE LIPOVSKY — MINNESOTA

Opponent	Score	R	SP	%
Walker Shaneyfelt.....	41-1	29	32	90.6
Bob May.....	41-21	28	40	70.0
Harvey Grubb.....	41-15	51	60	85.0
Merlin Potts.....	37-41	59	80	73.7
Harold Darnold.....	38-40	59	84	70.2
Kenneth Pogue.....	42-25	47	58	81.0
Steve Kuchcinski.....	42-22	45	54	83.3
Jack Fahey.....	41-34	46	60	76.6
Mark Dyson.....	20-40	40	58	68.9
Roger Vogel.....	42-33	52	68	76.4
Ronnie Simmons.....	38-40	58	80	72.5
Peter Clark.....	21-42	32	50	64.0
DiMartino.....	42-33	55	68	80.8
Seibold.....	12-42	34	50	68.0
Cone.....	23-41	52	70	74.2
Knisley.....	40-29	43	56	76.7
Steinfeldt.....	23-42	47	66	71.2
Perry.....	6-40	19	34	55.8
Tyson.....	42-3	26	28	92.8
Maddox.....	40-24	59	70	84.2
Williams.....	40-30	41	58	70.6
Bean.....	41-17	36	46	78.2
D. Kuchcinski.....	44-13	35	46	76.0

WON 14 LOST 9

993 1316 75.4

10. MERLIN POTTS — KANSAS

Opponent	Score	R	SP	%
Mark Seibold.....	26-41	40	58	68.9
Carl Steinfeldt.....	22-42	67	86	77.9
Jim Knisley.....	42-34	78	98	79.5
Dale Lipovsky.....	41-37	61	80	76.2
Alvin Perry.....	21-40	33	50	66.0
Ralph Maddox.....	41-33	40	54	74.0
Art Tyson.....	40-35	64	84	76.1
Don Kuchcinski.....	19-41	26	44	59.0
Mike DiMartino.....	30-42	68	88	77.2
Walter Williams.....	40-33	69	86	80.2
Kevin Cone.....	25-42	40	60	66.6
Greg Bean.....	42-26	45	60	75.0
Darnold.....	42-35	51	78	65.3
Fahey.....	42-10	28	36	77.7
Shaneyfelt.....	40-17	37	52	71.1
Pogue.....	37-42	45	68	66.1
S. Kuchcinski.....	18-41	35	54	64.8
May.....	34-41	52	70	74.2
Vogel.....	41-29	54	72	75.0
Grubb.....	21-40	39	60	65.0
Simmons.....	44-25	37	50	74.0
Dyson.....	42-33	61	82	74.3
Clark.....	23-40	20	38	52.6

WON 12 LOST 11

1090 1508 72.2

11. MARVIN GRUBB — FLORIDA

Opponent	Score	R	SP	%
Carl Steinfeldt.....	16-41	50	66	75.7
Jim Knisley.....	22-41	37	54	68.5
Dale Lipovsky.....	15-41	42	60	70.0
Alvin Perry.....	42-31	44	60	73.3
Ralph Maddox.....	41-27	58	78	74.3
Mark Seibold.....	1-40	7	22	31.8
Don Kuchcinski.....	34-42	41	64	64.0
Mike DiMartino.....	13-40	35	54	64.8
Walter Williams.....	40-32	63	80	78.7
Kevin Cone.....	37-42	51	70	72.8
Greg Bean.....	20-44	53	84	63.0
Art Tyson.....	42-38	53	78	67.9
S. Kuchcinski.....	41-19	42	52	80.7
May.....	42-31	46	66	69.6
Darnold.....	41-11	23	32	71.8
Fahey (Forfeit).....	—	—	—	—
Shaneyfelt.....	40-33	36	60	60.0
Pogue.....	40-17	31	46	67.3
Clark.....	13-44	36	56	64.2
Potts.....	40-21	43	60	71.6
Dyson.....	41-31	39	54	72.2
Grubb.....	28-40	40	62	64.5
Simmons.....	26-42	22	46	47.8

WON 12 LOST 11

892 1304 68.4

12. ROGER VOGEL — TEXAS

Opponent	Score	R	SP	%
Art Tyson.....	35-40	36	56	64.2
Don Kuchcinski.....	27-41	75	106	72.1
Mike DiMartino.....	29-41	70	92	76.0
Walter Williams.....	36-42	79	104	75.9
Kevin Cone.....	37-40	64	84	76.1
Greg Bean.....	43-24	55	74	74.3
Mark Seibold.....	40-25	54	64	84.3
Carl Steinfeldt.....	40-32	76	92	82.6
Jim Knisley.....	29-40	74	94	78.7
Dale Lipovsky.....	33-42	49	68	72.0
Alvin Perry.....	20-42	47	66	71.2
Ralph Maddox.....	44-30	63	78	80.7
Shaneyfelt.....	41-12	34	44	77.2
Pogue.....	40-38	43	68	63.2
S. Kuchcinski.....	29-42	38	60	63.3
May.....	40-32	40	54	74.0
Darnold.....	42-12	29	40	72.5
Fahey (Forfeit).....	—	—	—	—
Potts.....	29-41	51	72	70.8
Simmons.....	21-41	30	46	65.2
Clark.....	10-40	23	52	63.4
Grubb.....	40-28	44	62	70.9
Dyson.....	40-25	37	54	68.5

WON 11 LOST 12

1121 1530 73.2

MEN'S CHAMPIONSHIP FINALS — (Continued)

13. DON KUCHCINSKI — PENNSYLVANIA

Opponent	Score	R	SP	%
Mark Dyson.....	40-32	65	86	75.5
Roger Vogel.....	41-27	90	106	84.4
Ronnie Simmons.....	27-40	52	74	70.2
Peter Clark.....	32-40	62	80	77.5
Steve Kuchcinski.....	32-40	55	72	76.3
Jack Fahey.....	40-33	58	76	76.3
Harvey Grubb.....	42-34	44	64	68.7
Merlin Potts.....	41-19	33	44	75.0
Harold Darnold.....	45-23	40	52	76.9
Kenneth Pogue.....	40-27	39	52	75.0
Walker Shaneyfelt.....	41-16	41	50	82.0
Bob May.....	41-37	48	70	68.5
Perry.....	42-32	56	78	71.7
DiMartino.....	28-40	48	68	70.5
Seibold.....	15-42	40	54	74.0
Cone.....	19-40	41	60	68.3
Knisley.....	21-43	28	46	60.8
Steinfeldt.....	9-40	18	32	56.2
Maddox.....	42-29	26	66	69.6
Bean.....	11-42	32	52	61.5
Tyson.....	38-40	41	60	68.3
Williams.....	4-40	28	44	63.6
Lipovsky.....	13-44	25	46	54.3

WON 11 LOST 12 1030 1432 71.9

14. RONNIE SIMMONS — CALIFORNIA

Opponent	Score	R	SP	%
Greg Bean.....	37-40	60	82	73.1
Art Tyson.....	41-30	62	82	75.6
Don Kuchcinski.....	40-27	55	74	74.3
Mike DiMartino.....	39-40	75	94	79.7
Walter Williams.....	40-34	49	72	68.0
Kevin Cone.....	27-41	46	66	69.6
Ralph Maddox.....	44-19	41	56	73.2
Mark Seibold.....	24-44	51	72	70.8
Carl Steinfeldt.....	12-42	24	46	52.1
Jim Knisley.....	29-40	41	58	70.6
Dale Lipovsky.....	40-38	57	80	71.2
Alvin Perry.....	15-40	19	34	55.8
Pahey.....	24-41	35	56	62.5
Shaneyfelt.....	40-19	25	36	69.4
Pogue.....	18-45	42	52	80.7
S. Kuchcinski.....	41-23	52	64	81.2
May.....	28-40	43	60	71.6
Darnold.....	35-40	48	66	72.7
Dyson.....	30-40	46	66	69.6
Vogel.....	41-21	36	46	78.2
Potts.....	25-44	31	50	62.0
Clark.....	40-39	51	74	68.9
Grubb.....	42-26	26	46	56.5

WON 11 LOST 12 1015 1432 70.8

15. MARK DYSON — NORTH CAROLINA

Opponent	Score	R	SP	%
Don Kuchcinski.....	32-40	64	86	74.4
Mike DiMartino.....	40-36	65	78	83.3
Walter Williams.....	10-40	31	46	67.3
Kevin Cone.....	25-41	43	60	71.6
Greg Bean.....	45-10	39	46	84.7
Art Tyson.....	41-30	55	70	78.5
Carl Steinfeldt.....	27-42	46	62	74.1
Jim Knisley.....	22-40	43	62	69.3
Dale Lipovsky.....	40-20	47	58	81.0
Alvin Perry.....	28-42	56	76	73.6
Ralph Maddox.....	32-45	56	84	66.6
Mark Seibold.....	38-42	67	86	77.3
Pogue.....	42-20	37	50	74.0
S. Kuchcinski.....	31-42	44	74	59.4
May.....	42-21	36	48	75.0
Darnold.....	41-17	42	52	80.7
Fahey (Forfeit).....	—	—	—	—
Shaneyfelt.....	42-28	53	70	75.7
Simmons.....	40-30	49	66	74.2
Clark.....	13-44	45	62	72.5
Grubb.....	31-41	35	54	64.8
Potts.....	33-42	59	82	71.9
Vogel.....	25-40	32	54	59.2

WON 10 LOST 13 1044 1426 73.2

16. RALPH MADDOX — WEST VIRGINIA

Opponent	Score	R	SP	%
Harold Darnold.....	41-22	45	58	77.5
Kenneth Pogue.....	42-39	55	80	68.7
Walker Shaneyfelt.....	26-41	45	64	70.3
Bob May.....	42-16	32	38	84.2
Harvey Grubb.....	27-41	53	78	67.9
Merlin Potts.....	33-41	38	54	70.3
Ronnie Simmons.....	19-44	34	56	60.7
Peter Clark.....	13-40	40	58	68.9
Steve Kuchcinski.....	41-23	36	50	72.0
Jack Fahey.....	40-13	33	40	82.5
Mark Dyson.....	45-32	61	84	72.6
Roger Vogel.....	30-44	59	78	75.6
Steinfeldt.....	31-41	63	80	78.7
Perry.....	39-40	74	96	77.0
DiMartino.....	40-26	55	68	80.8
Seibold.....	42-33	69	84	82.1
Cone.....	12-40	23	40	57.5
Knisley.....	23-43	26	48	54.1
D. Kuchcinski.....	29-42	43	66	65.1
Lipovsky.....	24-40	53	70	75.7
Bean.....	43- 5	39	50	78.0
Tyson.....	40-26	42	56	75.0
Williams.....	15-41	24	46	52.1

WON 10 LOST 13 1047 1508 69.1

MEN'S CHAMPIONSHIP FINALS — (Continued)

17. STEVE KUCHCINSKI — PENNSYLVANIA

Opponent	Score	R	SP	%
Walter Williams.....	28-40	26	42	61.9
Kevin Cone.....	17-41	38	56	67.8
Greg Bean.....	33-40	49	68	72.0
Art Tyson.....	23-41	48	72	66.6
Don Kuchcinski.....	40-32	58	72	80.5
Mike DiMartino.....	33-40	47	70	67.1
Dale Lipovsky.....	22-42	38	54	70.3
Alvin Perry.....	41-19	43	58	74.1
Ralph Maddox.....	23-41	30	50	60.0
Mark Seibold.....	15-42	62	76	81.5
Carl Steinfeldt.....	32-42	58	76	76.3
Jim Knisley.....	22-41	38	60	63.3
Grubb.....	19-41	35	52	67.3
Dyson.....	42-31	50	74	67.5
Vogel.....	42-29	43	60	71.6
Simmons.....	23-41	46	64	71.8
Potts.....	41-18	42	54	77.7
Clark.....	13-42	46	64	71.8
May.....	27-41	30	54	55.5
Darnold.....	43-17	37	46	80.4
Fahey (Forfeit).....	—	—	—	—
Shaneyfelt.....	41-24	37	54	68.5
Pogue.....	43-32	42	62	67.7

WON 9 LOST 14

943 1338 70.4

18. ART TYSON — NEW YORK

Opponent	Score	R	SP	%
Roger Vogel.....	40-35	38	56	67.8
Ronnie Simmons.....	30-41	58	82	70.7
Peter Clark.....	42-30	57	72	79.1
Steve Kuchcinski.....	41-23	52	78	66.6
Jack Fahey.....	40-39	59	76	77.6
Mark Dyson.....	30-41	53	70	75.7
Merlin Potts.....	35-40	60	84	71.4
Harold Darnold.....	40-26	37	60	61.6
Kenneth Pogue.....	40-31	40	58	68.9
Walker Shaneyfelt.....	25-40	27	48	56.2
Bob May.....	40-37	50	72	69.4
Harvey Grubb.....	38-42	53	78	67.9
Cone.....	28-40	55	76	72.3
Knisley.....	9-42	33	48	68.7
Steinfeldt.....	29-40	56	72	77.7
Perry.....	40-28	58	74	78.3
DiMartino.....	23-41	31	48	64.5
Seibold.....	13-42	39	58	67.2
Lipovsky.....	3-42	13	28	46.4
Williams.....	22-44	39	60	65.0
D. Kuchcinski.....	40-38	42	60	70.0
Maddox.....	26-40	37	56	66.0
Bean.....	25-40	33	56	58.9

WON 9 LOST 14


1020 1470 69.3

Since 1931

GORDON

"Spin-On"

— 3 TEMPERS —

Medium With Hardened Calks
Dead Soft Hard

Southern California Representative

JERRY SCHNEIDER

3144 W. Paso Robles Drive

ANAHEIM, CALIFORNIA 92804

714-826-0684

APPROVED BY NHPA

OFFICIAL STAKES ALSO AVAILABLE

THE QUEEN CITY FORGING CO.

233 TENNYSON STREET

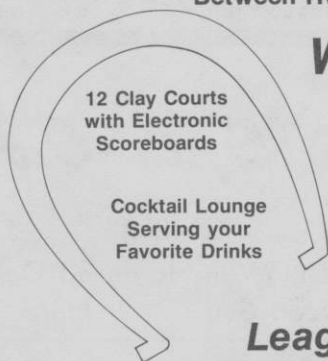
CINCINNATI, OHIO 45226

COME VISIT US!



14000 LEETSBIR ROAD
STURTEVANT, WI 53177

Off I-94 on West Frontage Road
Between Hwy. 11 & Hwy. 20



**Wisconsin's 1st
Indoor
Horseshoe
Pitching
Facility**

**League & Fun Outings
Being Scheduled Now!!**

414-886-8555

Just a Short Drive to Great Fun!

1 Hour North of Chicago
1/2 Hour South of Milwaukee

MEN'S CHAMPIONSHIP FINALS — (Continued)

19. GREG BEAN — OHIO

Opponent	Score	R	SP	%
Ronnie Simmons.....	40-37	61	82	74.3
Peter Clark.....	31-41	55	76	72.3
Steve Kuchcinski.....	40-33	51	68	75.0
Jack Fahey.....	19-42	30	46	65.2
Mark Dyson.....	10-45	28	46	60.8
Roger Vogel.....	24-43	50	74	67.5
Harold Darnold.....	41-23	38	58	65.5
Kenneth Pogue.....	40-13	37	50	74.0
Walker Shaneyfelt.....	40- 6	29	32	90.6
Bob May.....	27-42	48	70	68.5
Harvey Grubb.....	44-20	58	84	69.0
Merlin Potts.....	26-42	40	60	66.6
Knisley.....	16-42	31	50	62.0
Steinfeldt.....	19-40	40	56	71.4
Perry.....	29-41	44	64	68.7
DiMartino.....	14-42	38	60	63.3
Seibold.....	15-41	30	48	62.5
Cone.....	41-25	44	56	78.5
Williams.....	25-42	45	62	72.5
D. Kuchcinski.....	42-11	42	52	80.7
Maddox.....	5-43	26	50	52.0
Lipovsky.....	17-41	28	46	60.8
Tyson.....	40-25	38	56	67.8

WON 9 LOST 14

931 1346 69.1

20. BOB MAY — INDIANA

Opponent	Score	R	SP	%
Jim Knisley.....	7-41	14	30	46.6
Dale Lipovsky.....	21-41	21	40	52.5
Alvin Perry.....	8-42	36	54	66.6
Ralph Maddox.....	16-42	23	38	60.5
Mark Seibold.....	28-41	60	82	73.1
Carl Steinfeldt.....	21-40	42	58	72.4
Mike DiMartino.....	20-42	42	60	70.0
Walter Williams.....	16-41	34	52	65.3
Kevin Cone.....	16-41	25	42	59.5
Greg Bean.....	42-27	53	70	75.7
Art Tyson.....	37-40	49	72	68.0
Don Kuchcinski.....	38-41	47	70	67.1
Clark.....	22-40	23	40	57.5
Grubb.....	31-42	43	66	65.1
Dyson.....	21-42	29	48	60.4
Vogel.....	32-40	37	54	68.5
Simmons.....	40-28	47	60	78.3
Potts.....	41-34	54	70	77.1
S. Kuchcinski.....	41-37	34	54	62.9
Pogue.....	40-17	30	42	71.4
Darnold.....	42-17	33	46	71.7
Fahey (Forfeit).....	—	—	—	—
Shaneyfelt.....	42- 5	40	48	83.2

WON 8 LOST 15

816 1196 68.2

21. KENNETH POGUE — MISSOURI

Opponent	Score	R	SP	%
Alvin Perry.....	16-40	29	46	63.0
Ralph Maddox.....	39-42	56	80	70.0
Mark Seibold.....	41-39	56	78	71.7
Carl Steinfeldt.....	9-42	24	38	63.1
Jim Knisley.....	7-41	27	46	58.6
Dale Lipovsky.....	25-42	24	58	68.9
Kevin Cone.....	26-42	38	58	65.5
Greg Bean.....	13-40	30	50	60.0
Art Tyson.....	31-40	37	58	63.7
Don Kuchcinski.....	27-40	34	52	65.3
Mike DiMartino.....	6-41	16	34	47.0
Walter Williams.....	42-26	40	60	66.6
Dyson.....	20-42	30	50	60.0
Vogel.....	38-40	41	68	60.2
Simmons.....	18-45	34	52	65.3
Potts.....	42-37	47	68	69.1
Clark.....	24-40	34	52	65.3
Grubb.....	17-40	24	46	52.1
Fahey (Forfeit).....	—	—	—	—
May.....	17-40	21	42	50.0
Shaneyfelt.....	41-25	23	42	54.7
Darnold.....	24-42	23	46	50.0
Kuchcinski.....	32-43	39	62	62.9

WON 5 LOST 18

743 1186 62.6

22. WALKER SHANEYFELT — ALABAMA

Opponent	Score	R	SP	%
Dale Lipovsky.....	1-41	16	32	50.0
Alvin Perry.....	33-40	43	64	67.1
Ralph Maddox.....	41-26	50	64	78.1
Mark Seibold.....	10-42	27	42	64.2
Carl Steinfeldt.....	5-42	20	36	55.5
Jim Knisley.....	14-40	25	44	56.8
Walter Williams.....	36-41	52	76	68.4
Kevin Cone.....	10-42	23	40	57.5
Greg Bean.....	6-40	18	32	56.2
Art Tyson.....	40-25	31	48	64.5
Don Kuchcinski.....	16-41	33	50	66.0
Mike DiMartino.....	7-40	21	38	55.2
Vogel.....	12-41	24	44	54.5
Simmons.....	19-40	18	36	50.0
Potts.....	17-40	30	52	57.6
Clark.....	24-42	60	80	75.0
Grubb.....	33-40	35	60	58.3
Dyson.....	28-42	48	70	68.5
Darnold.....	41-32	42	64	65.6
Fahey (Forfeit).....	—	—	—	—
Pogue.....	25-41	19	42	45.2
S. Kuchcinski.....	24-41	30	54	55.5
May.....	5-42	28	48	58.3

WON 4 LOST 19

693 1116 62.1

MEN'S CHAMPIONSHIP FINALS — (Continued)

23. HAROLD DARNOLD — IOWA

Opponent	Score	R	SP	%
Ralph Maddox.....	22-41	39	58	67.2
Mark Seibold.....	15-40	43	60	71.6
Carl Steinfeldt.....	14-40	30	46	65.2
Jim Knisley.....	24-41	36	54	66.6
Dale Lipovsky.....	40-38	57	84	67.8
Alvin Perry.....	37-42	60	84	71.4
Greg Bean.....	23-41	33	58	56.8
Art Tyson.....	26-40	30	60	50.0
Don Kuchcinski.....	23-45	33	52	63.4
Mike DiMartino.....	13-43	19	36	52.7
Walter Williams.....	10-42	14	30	46.6
Kevin Cone.....	22-42	43	66	65.1
Potts.....	35-42	48	78	61.5
Clark.....	10-44	26	46	56.5
Grubb.....	11-41	13	32	40.6
Dyson.....	17-41	34	52	65.3
Vogel.....	12-42	17	40	42.5
Simmons.....	40-35	49	66	74.2
Shaneyfelt.....	32-41	38	64	59.3
S. Kuchinski.....	17-43	28	46	60.8
May.....	17-42	25	46	54.3
Pogue.....	42-24	29	46	63.0
Fahey (Forfeit).....	—	—	—	—

WON 4 LOST 19

744 1204 61.7

24. JACK FAHEY — FLORIDA

Opponent	Score	R	SP	%
Mike DiMartino.....	20-42	31	54	57.4
Walter Williams.....	15-42	33	50	66.0
Kevin Cone.....	37-40	43	60	71.6
Greg Bean.....	42-19	38	46	82.6
Art Tyson.....	39-40	58	76	76.3
Don Kuchcinski.....	33-40	56	76	73.6
Jim Knisley.....	29-41	55	72	76.3
Dale Lipovsky.....	34-41	44	60	73.3
Alvin Perry.....	3-42	17	40	42.5
Ralph Maddox.....	13-40	24	40	60.0
Mark Seibold.....	10-42	21	38	55.2
Carl Steinfeldt.....	13-42	29	52	55.7
Simmons.....	41-24	41	56	73.2
Potts.....	10-42	18	36	50.0
Clark.....	9-40	16	32	50.0
Grubb (Forfeit).....	—	—	—	—
Dyson (Forfeit).....	—	—	—	—
Vogel (Forfeit).....	—	—	—	—
Pogue (Forfeit).....	—	—	—	—
Shaneyfelt (Forfeit).....	—	—	—	—
S. Kuchinski (Forfeit).....	—	—	—	—
May (Forfeit).....	—	—	—	—
Darnold (Forfeit).....	—	—	—	—

WON 2 LOST 2

524 788 66.4

THE NEW IMPROVED

IMPERIAL

- BETTER ENERGY ABSORPTION
- LARGER RINGER BREAK
- WIDER BLADES
- REDUCED PRICES

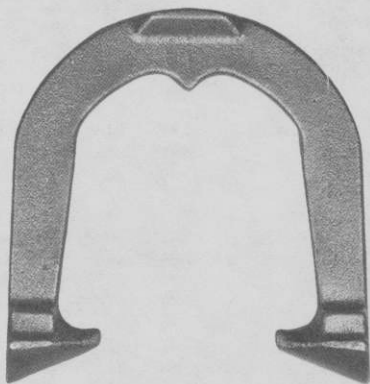
U.S.A. PRICES
(Postpaid)

1 Pair\$26.00

2 to 5 Pair\$25.00

6 Pr. & Over\$20.00

Freight Collect



CLYDE MARTZ

3726 Henley Dr.

Pittsburgh, Pa. 15235

PHONE: 412-731-4662

MENS CHAMPIONSHIP FINALS — (Continued)

CHAMPIONSHIP MEN'S PRELIMINARIES — SEC. 1

	Won	Lost	%
1. Jim Knisley, OH	7	0	80.5
2. Joseph McCrink, NJ	5	2	59.7
3. Charles Killgore, MO	4	3	64.5
4. Elden Sarbaugh, OH	4	3	62.2
5. Gary Gardner, OH	4	3	62.0
6. James Vines, TN	2	5	50.5
7. Dick Mudgett, NY	1	6	47.7
8. Ed Sell, PA	1	6	38.0

CHAMPIONSHIP MEN'S PRELIMINARIES — SEC. 3

	Won	Lost	%
1. Peter Clark, WA	7	0	71.7
2. Mark Dyson, NC	6	1	71.1
3. Mark Seibold, IN	5	2	74.0
4. David Stork, CA	3	4	56.5
5. James Black, GA	3	4	54.5
6. Harvey Bilz, WI	2	5	42.0
7. Jim Kuchcinski, PA	1	6	44.5
8. Jones Burrow, NC	1	6	43.4

CHAMPIONSHIP MEN'S PRELIMINARIES — SEC. 5

	Won	Lost	%
1. Glen Henton, IA	6	1	68.2
2. Roger Potts, KS	1	6	63.7
3. Al Zadroga, PA	5	2	66.2
4. Jeffrey Henn, KY	5	2	59.4
5. Fred Betterton, AL	3	4	56.0
6. Earl Waggoner, OH	2	5	58.0
7. Edward Kowatch, IN	1	6	54.2
8. Van Fox, TN	0	7	45.7

CHAMPIONSHIP MEN'S PRELIMINARIES — SEC. 7

	Won	Lost	%
1. Ronnie Simons, CA	7	0	70.8
2. Marvin Grubb, FL	5	2	69.4
3. Raymond Rugg, PA	5	2	62.2
4. Arthur Smith	4	3	59.7
5. James Shilling, IN	4	3	53.7
6. Vernon Walters, GA	2	5	47.7
7. John Hankins, KY	1	6	50.8
8. Curt Boser, MN	0	7	48.2

CHAMPIONSHIP MEN'S PRELIMINARIES — SEC. 9

	Won	Lost	%
1. Curt Over, PA	5	2	64.2
2. Dave Hughes, MN	5	2	63.7
3. Don Ward, TN	4	3	65.4
4. Nathan Williams, CA	4	3	60.8
5. Dale Dombrowsky, OH	3	4	58.2
6. Wayne Henderson, MO	3	4	56.0
7. Levi Miller, OH	2	5	63.7
8. Bobby Tidwell, AL	2	5	52.8

CHAMPIONSHIP MEN'S PRELIMINARIES — SEC. 11

	Won	Lost	%
1. Jack Fahey, FL	7	0	71.1
2. Robert Johnson, OH	5	2	60.2
3. Casey Danner, PA	5	2	57.7
4. Bob Harvey, TX	4	3	54.5
5. Chuck Arnold, OK	2	5	52.8
6. Denny Malone, KY	2	5	48.8
7. Marvin Bastian, TN	2	5	48.0
8. John Passmore, MD	1	6	45.4

CHAMPIONSHIP MEN'S PRELIMINARIES — SEC. 2

	Won	Lost	%
1. Carl Steinfeldt, FL	7	0	75.4
2. Barry Chapelle, OR	4	3	62.6
3. Joe Schultz, NY	4	3	62.6
4. Justin Perticone, MI	3	4	54.9
5. Jack Adams, Can.	3	4	52.0
6. O.D. Lebow, TN	3	4	48.9
7. Dean McCurdy, PA	3	4	48.9
8. Guy Bush, TN	1	6	49.7

CHAMPIONSHIP MEN'S PRELIMINARIES — SEC. 4

	Won	Lost	%
1. Walter Ray Williams, Jr., CA ..	6	1	73.1
2. Harold Wipert, OH	5	2	62.8
3. Bill Ugetheim, IN	5	2	59.4
4. Earl Linkous, VA	5	2	53.7
5. Fred Church, NC	3	4	54.2
6. Dennis Ohms, UT	2	5	51.7
7. James Bray, AL	2	5	48.5
8. Paul Coleman, KY	0	7	45.4

CHAMPIONSHIP MEN'S PRELIMINARIES — SEC. 6

	Won	Lost	%
1. Roger Norwood, TN	7	0	66.8
2. Ralph Maddox, WV	6	1	75.1
3. Glen Hoppes, IN	4	3	59.1
4. Ed Blum, PA	4	3	55.4
5. Earl Winston, MO	3	4	59.4
6. Bill Henn, KY	2	5	52.8
7. Allen Withrow, WV	1	6	50.2
8. Joe Garner, NC	1	6	50.2

CHAMPIONSHIP MEN'S PRELIMINARIES — SEC. 8

	Won	Lost	%
1. Alvin Perry, VA	6	1	75.6
2. Kevin Cone, IA	6	1	69.3
3. Bob May, IN	5	2	70.0
4. LaVergne Butcher, Can.	3	4	60.6
5. Steve Fennichia, NY	3	4	59.3
6. Jack Henderson, AL	3	4	54.5
7. Clarence Bellman, IN	2	5	59.0
8. Jim Harris, AL	0	7	43.7

CHAMPIONSHIP MEN'S PRELIMINARIES — SEC. 10

	Won	Lost	%
1. Don Kuchcinski, PA	7	0	74.2
2. Roger Poutanen, WI	5	2	65.7
3. Jerry Holt, OK	5	2	64.0
4. Larry Francis, MO	5	2	58.2
5. Jeffrey Williams, CA	2	5	56.0
6. Greg Kuss, IN	2	5	52.9
7. Dexter Stallings, TN	1	6	49.4
8. Vince Jakel, WI	1	6	48.0

CHAMPIONSHIP MEN'S PRELIMINARIES — SEC. 12

	Won	Lost	%
1. Larry Morton, GA	7	0	68.8
2. Greg Bean, OH	6	1	75.7
3. Clyde Martz, PA	4	3	67.4
4. David Rose, OH	4	3	53.1
5. John Brown, OH	3	4	53.4
6. Fred Brown, OH	2	5	51.4
7. Richard Frakes, MI	1	6	55.1
8. Joe Markiewicz, OH	1	6	51.1

MEN'S CHAMPIONSHIP FINALS — (Continued)

CHAMPIONSHIP MEN'S PRELIMINARIES — SEC. 13

	Won	Lost	%
1. Merlin Potts, KS	7	0	71.7
2. Donnie Roberts, OH	6	1	63.7
3. Thomas Wennerstrom, OH	5	2	56.5
4. Dale Pringle, OH	4	3	56.0
5. Ralph Cullum, FL	3	4	59.1
6. Byron Cork, CO	2	5	58.2
7. William Hofecker, PA	1	6	47.4
8. Carl Baker, AL	0	7	42.2

CHAMPIONSHIP MEN'S PRELIMINARIES — SEC. 15

	Won	Lost	%
1. Stephen Kuchcinski, PA	5	2	71.1
2. Art Sperber, WA	5	2	68.8
3. Oscar Manns, OH	5	2	63.1
4. Robert Booe, KS	5	2	62.5
5. Robert Wells, MI	3	4	55.7
6. Dick Pelton, MI	2	5	55.7
7. Rick Gyorkos, MI	2	5	53.1
8. Angelo Cieselak, OH	1	6	53.7

CHAMPIONSHIP MEN'S PRELIMINARIES — SEC. 17

	Won	Lost	%
1. Mike DiMartino, NY	7	0	76.8
2. Steve Hohl, Can.	5	2	67.7
3. Johnathon Williams, CA	5	2	57.7
4. Elwyn Cooper, IN	4	3	66.5
5. Charles Dunlap, OH	3	4	55.1
6. Dale Henry, IN	2	5	53.4
7. Jasper Fowler, GA	2	7	51.7
8. Robert Barnes, MO	0	7	53.1

CHAMPIONSHIP MEN'S PRELIMINARIES — SEC. 14

	Won	Lost	%
1. Kenneth Pogue, MO	6	1	71.7
2. Walker Shaneyfeldt, AL	5	2	69.4
3. Leonard Lipovsky, MN	5	2	68.2
4. Gordon Meece, OH	5	2	66.0
5. Edward Domey, MA	3	4	59.1
6. Jim Kuss, IN	2	5	48.0
7. Robert Long, MO	1	6	56.5
8. Steve Powers, OH	1	6	52.2

CHAMPIONSHIP MEN'S PRELIMINARIES — SEC. 16

	Won	Lost	%
1. Roger Vogel, TX	7	0	72.0
2. Dan Beshore, PA	6	1	63.7
3. Coke Bowker, TX	5	2	62.8
4. Joseph Ray, VA	4	3	58.0
5. Stan Smith, TX	3	4	54.0
6. Robert Switzer, IL	2	5	43.1
7. Ottie Reno, AL	1	6	51.3
8. Carl Noe, OH	0	7	39.7

CHAMPIONSHIP MEN'S PRELIMINARIES — SEC. 18

	Won	Lost	%
1. Arthur Tyson, NY	6	1	75.1
2. Harold Darnold, IA	6	1	70.2
3. George Moon, OH	5	2	64.2
4. Richard Pike, NY	5	2	59.7
5. Kenneth Kugler, OH	3	4	66.5
6. Robert Williams, MI	2	7	62.2
7. Floyd Hix, VA	1	6	49.7
8. Alfred Boudreau, NH	0	7	49.7

A Tips for the Horseshoe Pitcher and Bowler

FIND OUT:

\$4.00

postpaid

- How to avoid the balancing act.
- About a horseshoe pitchers or bowlers version of the way baseball pitchers learn to put the ball where they want it.
- How to get the mind involved and gain control of swing by turning over flight of shoe in the mind.

VERNON KINSER

KINSER PUBLISHING, INC.

ROUTE 3 BOX 157A

AURORA MISSOURI 65605

HANDICAP EVENT AT 1984 WORLD HORSESHOE TOURNAMENT HUNTSVILLE, ALABAMA

<u>PITCHER</u>	<u>CLASS</u>	<u>HANDICAP</u>	<u>1st. ROUND</u>	<u>TOTAL</u>	<u>MONEY</u>
Ruth Hix, Va.	W-1	84	24.1	108.1	\$300
Gene Vansant, Ca.	I	85	23.0	108.0	210
Francis Ryan, Ma.	H-1	84	23.5	107.5	155
Bonnie Seibold, In.	W-2	36	69.0	105.0	125
Charlotte Knabel, Ky.	W-E	56	48.6	104.6	105
Bob Cummings, Oh.	H-3	72	32.0	104.0	90
Dennis Ohms, Ut.	F-4	51	52.8	103.8	80
Nathan Williams, Ca.	M-9	43	60.8	103.8	70
George King, Il.	H-3	67	35.9	102.9	60
Art Geyer, Tx.	G-1	60	42.9	102.9	50
Forrest Cooper, Ky.	F-3	59	43.1	102.1	40
Miles Cooper, Ky.	H-3	74	27.9	101.9	35
Tom Lawson, Ga.	G-3	68	33.7	101.7	30
Chris Kitti, Wi.	F-4	56	45.4	101.4	25
James Shilling, In.	E-1	45	56.3	101.3	
Lori Oberbiling, Il.	W-2	53	48.0	101.0	
Howard Mann, WV.	I-E	68	32.8	100.8	
Edi Holland, Mn.	W-3	44	56.3	100.3	
Roger Vogel, Tx.	M-16	28	72.0	100.0	
Freeman Gaw, Tn.	H-4	83	16.7	99.7	
Norman Houchin, Fl.	G-4	57	42.6	99.6	
Allen Withrow, WV.	F-3	44	55.6	99.6	
Seana Sullivan, NY.	W-H	63	36.5	99.5	
Ronald Bender, Tn.	G-3	65	34.1	99.1	
Donnie Roberts, Oh.	A-13	35	63.7	98.7	
Fran Carnahan, Pa.	W-4	27	71.6	98.6	
Jonathan Williams, Ca.	M-17	40	57.7	97.7	
Homer Cain, Ok.	G-3	64	33.1	97.1	
Russell Dunigan, Ky.	F-2	55	41.9	96.9	
John Wilson, La.	H-1	68	28.6	96.6	
David Storck, Ca.	E-2	36	60.6	96.6	
John Clow, Md.	F-4	58	38.5	96.5	
Glen Portt, Ga.	S-1	30	66.0	96.0	
Harvey Bilz, Wi.	F-1	55	40.9	95.9	
Bob Harvey, Tx.	E-2	50	45.6	95.6	
Joseph Ray, Va.	A-16	37	58.0	95.0	
Raymond Shober, NJ.	S-1	57	38.0	95.0	
Marilyn Hanes, NM.	W-E	55	39.4	94.4	
Richard Frakes, Mi.	E-1	45	48.4	93.4	
Angelo Cieslak, Ma.	E-4	45	48.1	93.1	
Willie Loucks, Ok.	H-1	74	18.9	92.9	
Douglas Crawford, Oh.	F-3	51	41.9	92.9	
Don Weaver, Nv.	G-2	62	30.3	92.3	
Bill Henthorn, Wi.	G-3	61	31.0	92.0	
Jerry Nordlee, Wi.	F-2	56	36.0	92.0	
James Wood, Ga.	G-2	63	28.8	91.8	
Walter Ray Williams, Jr., Ca.	M-4	18	73.1	91.1	
Glen Partridge, Il.	I-D	58	32.3	90.3	
James Vines, Tn.	A-1	39	50.5	89.5	
Ros Meredith, Va.	G-4	56	31.7	87.7	
Alvin Long, Pa.	F-2	54	33.6	87.6	
Leo Workman, Va.	G-4	62	24.0	86.0	
Marlin Wells, In.	E-1	46	38.5	84.5	
Leo Ouellette, NY.	H-3	65	17.0	82.0	
Richard Tatar, Ms.	G-3	55	20.6	75.6	

MENS CLASSES — (Continued)**CLASS B MEN'S FINALS**

	Won	Lost	%
1. Kevin Cone, IA	7	0	73.0
2. Al Zadroga, PA	5	2	73.3
3. Larry Morton, GA	5	2	72.0
4. Glen Henton, IA	4	3	71.3
5. Clyde Martz, PA	3	4	69.0
6. Dave Hughes, MN	2	5	65.1
7. Elden Sarbaugh, OH	2	5	62.9
8. Curt Over, PA	0	7	60.6

CLASS B MEN'S PRELIMINARIES — SEC. 2

	Won	Lost	%
1. Dave Hughes, MN	6	1	73.8
2. Larry Morton, GA	5	2	68.3
3. Roger Norwood, TN	5	2	68.2
4. Joe Schultz, NY	4	3	65.4
5. Don Ward, TN	3	4	64.0
6. Levi Miller, OH	3	4	62.0
7. Joseph McCrink, NJ	1	6	59.5
8. LaVergne Butcher, Can.	1	6	55.2

CLASS B MEN'S PRELIMINARIES — SEC. 4

	Won	Lost	%
1. Glen Henton, IA	7	0	75.8
2. Al Zadroga, PA	6	1	78.1
3. Kenneth Kugler, OH	5	2	60.9
4. Dan Beshore, PA	3	4	65.6
5. Nathan Williams, CA	3	4	53.4
6. George Moon, OH	2	5	59.5
7. Robert Booe, KS	2	5	56.2
8. Robert Johnson, OH	0	7	46.0

CLASS B MEN'S PRELIMINARIES — SEC. 1

	Won	Lost	%
1. Kevin Cone, IA	6	1	73.4
2. Coke Bowker, TX	6	1	66.8
3. Clyde Martz, PA	5	2	70.6
4. Harold Wipert, OH	4	3	65.9
5. Roger Potts, KS	3	4	63.1
6. Gary Garner, OH	2	5	58.7
7. Roger Poutanen, WI	1	6	54.2
8. Earl Winston, MO	1	6	54.1


CLASS B MEN'S PRELIMINARIES — SEC. 3

	Won	Lost	%
1. Curt Over, PA	6	1	68.0
2. Art Sperber, WA	6	1	63.6
3. Charles Killgore, MO	5	2	63.6
4. Elwyn Cooper, MO	3	4	60.0
5. Richard Pike, NY	3	4	59.0
6. Robert Williams, MI	3	4	51.2
7. Donnie Roberts, OH	1	6	54.4
8. Barry Chapelle, OR	1	6	52.7

CLASS B MEN'S PRELIMINARIES — SEC. 5

	Won	Lost	%
1. Elden Sarbaugh, OH	5	2	68.7
2. Oscar Manns, OH	5	2	61.3
3. Leonard Lipovsky, MN	3	4	64.4
4. Steve Hohl, Can.	3	4	63.3
5. Gordon Meece, OH	3	4	59.6
6. Raymond Rugg, PA	3	4	56.9
7. Arthur Smith, OH	3	4	56.2
8. Jerry Holt, OK	3	4	53.8

Horseshoe Caddy



HOLDS 2 PAIR OF
HORSESHOES

SPACE FOR
MEASURING
TOOL & PENCIL

\$19.95 PPD.

JIM BRAY

816-461-2374

306 W. FARMER

INDEPENDENCE, MO 64050

MENS CLASSES — (Continued)

CLASS C MEN'S FINALS

	Won	Lost	%
1. Earl Waggoner, OH	7	0	69.4
2. Bill Ungetheim, IN	5	2	62.7
3. Dale Dombrowsky, OH	4	3	61.1
4. Byron Cork, CO	4	3	57.9
5. Edward Kowatch, IN	3	4	62.4
6. Ralph Cullum, FL	3	4	62.3
7. Justin Perticone, MI	1	6	60.1
8. Jack Henderson, AL	1	6	55.6

CLASS C MEN'S PRELIMINARIES — SEC. 2

	Won	Lost	%
1. Bill Ungetheim, IN	6	1	65.9
2. Thomas Wennerstrom, OH	6	1	57.7
3. Byron Cork, CO	5	2	57.8
4. Dick Pelton, MI	4	3	56.9
5. James Black, GA	4	3	54.7
6. Robert Wells, MI	2	5	47.6
7. Dale Henry, IN	1	6	43.8
8. Angelo Cieslak, MA	0	7	43.9

CLASS C MEN'S PRELIMINARIES — SEC. 4

	Won	Lost	%
1. Ralph Cullum, FL	6	1	56.1
2. Joseph Ray, VA	5	2	59.1
3. Glen Hoppes, IN	4	3	51.8
4. John Brown, OH	4	3	51.4
5. Jeffrey Williams, CA	3	4	57.3
6. Casey Danner, PA	3	4	50.5
7. Bob Harvey, TX	2	5	54.4
8. James Shilling, IN	1	6	48.8

CLASS D MEN'S FINALS

	Won	Lost	%
1. Allen Withrow, WV	6	1	58.8
2. O.D. Lebow, TN	6	1	58.1
3. Jim Kuchcinski, PA	5	2	57.2
4. Fred Brown, OH	3	4	50.0
5. Ottie Reno, AL	3	4	46.3
6. Joe Markiewicz, OH	2	5	50.0
7. Dennis Ohms, UT	2	5	46.3
8. Curt Boser, MN	1	6	41.0

CLASS C MEN'S PRELIMINARIES — SEC. 1

	Won	Lost	%
1. Dale Dombrowsky, OH	7	0	64.6
2. Dale Pringle, OH	5	2	56.7
3. Justin Perticone, MI	4	3	60.1
4. Earl Linkous, VA	4	3	57.0
5. David Storck, CA	4	3	56.2
6. Jeffrey Henn, KY	3	4	53.7
7. Charles Duniap, OH	1	6	43.5
8. Rick Gyorkos, MI	0	7	34.0

CLASS C MEN'S PRELIMINARIES — SEC. 3

	Won	Lost	%
1. Earl Waggoner, OH	5	2	62.7
2. Jack Henderson, AL	5	2	60.0
3. Fred Betterton, AL	4	3	55.3
4. Steve Fennichia, NY	4	3	54.6
5. Robert Long, MO	3	4	59.6
6. Stan Smith, TX	3	4	53.7
7. Robert Bares, MO	3	4	49.0
8. Ed Blum, PA	1	6	51.3

CLASS C MEN'S PRELIMINARIES — SEC. 5

	Won	Lost	%
1. Edward Kowatch, IN	5	1	59.0
2. Fred Church, NC	5	1	56.0
3. Larry Francis, MO	4	2	54.4
4. Richard Frakes, MI	3	3	53.8
5. Jonathan Williams, CA	3	3	53.3
6. David Rose, OH	2	4	43.1
7. Edward Domey, MA	1	5	47.7
8. Wayne Henderson, MO	1	5	44.6

CLASS D MEN'S PRELIMINARIES — SEC. 1

	Won	Lost	%
1. Jim Kuchcinski, PA	5	2	58.7
2. Dennis Ohms, UT	5	2	56.0
3. Vince Jakel, WI	4	3	53.7
4. Dexter Stallings, TN	4	3	48.9
5. Jim Kuss, IN	4	3	48.5
6. James Vines, TN	3	4	50.3
7. Marvin Bastian, TN	3	4	48.0
8. Ed Sell, PA	0	7	40.0

Let **PITCHER'S PAL** 

help pick up the shoes

- Save your back
- Avoid fingernail damage
- Protect your hands

Send \$5⁹⁵ to:

post paid

A
Great
Gift!

Pitcher's Pal, P.O. Box 583 West Middlesex Pa. 16159

MENS CLASSES — (Continued)

CLASS D MEN'S PRELIMINARIES — SEC. 2

	Won	Lost	%
1. Allen Withrow, KY	4	3	52.7
2. O.D. Lebow, TN	5	2	57.1
3. Bill Henn, KY	4	3	53.8
4. Jones Burrow, NC	4	3	53.2
5. Dean McCurdy, PA	3	4	51.9
6. Dick Mudgett, NY	3	4	51.7
7. Jasper Fowler, GA	2	5	44.4
8. Carl Baker, AL	1	6	45.6

CLASS D MEN'S PRELIMINARIES — SEC. 4

	Won	Lost	%
1. Joe Markiewicz, OH	5	1	57.0
2. Oattie Reno, AL	5	1	56.5
3. William Hofecker, PA	4	2	52.6
4. Alfred Boudreau, NH	3	3	48.3
5. Robert Switzer, IL	3	3	40.6
6. Bobby Tidwell, OH	2	4	52.1
7. Jim Bray, MO	1	5	51.5
8. Jim Harris, AL	1	5	51.3

CLASS E MEN'S FINALS

	Won	Lost	%
1. Walker Shaneyfeldt, AL	5	2	58.5
2. Elden Sarbaugh, OH	4	3	56.5
4. David Storck, CA	4	3	54.4
5. Jeffrey Henn, KY	4	3	53.9
6. Robert Johnson, OH	3	4	56.9
7. Fred Betterton, AL	3	4	52.7
8. Glen Hoppes, IN	1	6	47.7

CLASS E MEN'S PRELIMINARIES — SEC. 2

	Won	Lost	%
1. Michael Stack, OH	11	0	54.0
2. David Storck, CA	10	1	56.7
3. Bob Harvey, TX	9	2	48.6
4. Robert Williams, MI	7	4	51.8
5. Earl VanSant, OH	6	5	45.6
6. Jim Harris, AL	5	6	48.1
7. Millard Hall, FL	5	6	39.3
8. George Thome, OH	5	6	35.5
9. Robert Kuchcinski, PA	4	7	34.0
10. Ken Green	3	8	25.4
11. Bye			
12. Bye			

CLASS E MEN'S PRELIMINARIES — SEC. 4

	Won	Lost	%
1. Walker Shaneyfeldt, AL	9	2	61.5
2. William Hofecker, PA	9	2	53.2
3. Jeffrey Henn, KY	8	3	56.5
4. Glen Hoppes, IN	8	3	55.5
5. John Brown, OH	7	4	53.9
6. Angelo Cieslak, MA	5	6	49.7
7. Carl Baker, AL	5	6	49.1
8. Vince Jakel, WI	5	6	48.4
9. Clifford Henn, KY	5	6	45.2
10. Robert Henderson, IN	4	7	45.7
11. Bye			
12. Bye			

CLASS D MEN'S PRELIMINARIES — SEC. 3

	Won	Lost	%
1. Vernon Waters, GA	6	1	54.4
2. Fred Brown, OH	5	2	55.4
3. Chuck Arnold, OK	5	2	51.4
4. Denny Malone, KY	4	3	46.5
5. Guy Bush, TN	4	3	45.8
6. John Passmore, MD	3	4	45.7
7. Earl Noe, OH	1	6	40.0
8. Joe Garner, NC	0	7	37.7

CLASS D MEN'S PRELIMINARIES — SEC. 5

	Won	Lost	%
1. Curt Boser, MN	6	1	61.6
2. John Hankins, KY	5	2	53.4
3. Jack Adams, Can.	4	3	54.5
4. Steve Powers, OH	4	3	54.0
5. Harvey Bilz, WI	4	3	48.9
6. Van Fox, TN	3	4	45.2
7. Paul Coleman, KY	2	5	43.5
8. Bye			

CLASS E MEN'S PRELIMINARIES — SEC. 1

	Won	Lost	%
1. Robert Johnson, OH	9	2	60.8
2. Fred Betterton, AL	2	2	59.4
3. James Shilling, IN	8	3	55.2
4. James Coggin, NC	8	3	54.9
5. Robert Long, MO	7	4	52.9
6. Robert Wells, MI	7	4	52.8
7. Marvin Bastian, TN	6	5	46.0
8. Richard Frakes, MI	4	7	49.0
9. Marlin Wells, IN	4	7	38.9
10. Danny Wallace, GA	3	8	42.8
11. Bye			
12. Bye			

CLASS E MEN'S PRELIMINARIES — SEC. 3

	Won	Lost	%
1. Elden Sarbaugh, OH	9	2	57.1
2. Robert Switzer, I	8	3	52.8
3. Larry Francis, MO	7	4	54.2
4. Floyd Hix, VA	7	4	51.6
5. Robert Barnes, MO	6	5	51.4
6. John Hankins, KY	6	5	48.0
7. David Keifer	6	5	47.9
8. Earl Noe, OH	5	6	50.5
9. Jim Payne, OH	4	7	44.5
10. James Bray, MO	3	8	46.4
11. Robert Moit, IN	3	8	43.3
12. Curt Bestul, WI	2	9	51.1

CLASS F MEN'S FINALS

	Won	Lost	%
1. Wayne Henderson, MO	6	1	49.7
2. Dennis Ohms, UT	5	2	56.1
3. Allen Withrow, WV	4	3	52.8
4. Bobby Tidwell, AL	4	3	47.5
5. James Conaway, AL	4	3	46.5
6. Harvey Bilz, WI	3	4	44.1
7. Van Fox, TN	1	6	44.1
8. Joe Garner, NC	1	6	40.4

MENS CLASSES — (Continued)

CLASS F MEN'S PRELIMINARIES — SEC. 1

	Won	Lost	%
1. Wayne Henderson, MO	9	2	48.3
2. Joe Garner, NC	8	3	48.0
3. Harvey Bilz, WI	8	3	47.1
4. Delbert Stewart, OH	8	3	41.2
5. Van Fox, TN	7	4	46.8
6. Roy Siddens, IL	7	4	40.3
8. Ralph Burchett, VA	6	5	37.3
9. Coy Bennett, TN	2	9	36.1
10. Clayton Kurtz, GA	3	8	38.8
11. Loron Lindsey, GA	1	10	27.6
12. Bye			

CLASS F MEN'S PRELIMINARIES — SEC. 3

	Won	Lost	%
1. Allen Withrow, WV	11	0	57.3
2. Bobby Tidwell, AL	10	1	54.4
3. Forrest Cooper, KY	7	4	42.7
4. Leonard Martini, OH	6	5	44.9
5. Douglas Crawford, OH	6	5	44.2
6. Kenneth Tally, IN	5	6	44.8
7. Dick Judd, IN	5	6	44.4
8. Don Hanes, NM	5	6	41.9
9. Wilford Henn, KY	4	7	41.5
10. Donald Wilcox, NY	4	7	36.4
11. William Beckman, OH	3	8	39.6
12. Bye			

CLASS G MEN'S FINALS

	Won	Lost	%
1. Jasper Fowler, GA	6	1	47.8
2. Jim Kuss, IN	4	3	45.7
3. Jimmie Willard, NC	4	3	45.3
4. Orville McElroy, AL	4	3	43.8
5. Jim Carey, IL	4	3	41.9
6. Charles Bowen, MI	2	5	42.6
7. Norman Houchin, FL	2	5	39.1
8. Art Geyer, TX	2	5	37.5

CLASS F MEN'S PRELIMINARIES — SEC. 2

	Won	Lost	%
1. James Conaway, AL	9	2	50.1
2. Joey Morris, PA	9	2	45.9
3. Russell Dunigan, KY	9	2	45.8
4. Paul Dumont, MA	7	4	44.7
5. James Johnson, AL	5	6	40.7
6. Ed Clark, IN	5	6	37.2
7. Joseph West, FL	4		38.8
8. Alvin Long, PA	4	7	38.7
9. Jerald Nordlee, WI	4	7	38.6
10. Dan Sanders, OH	4	7	38.1
11. Richard Hastings, MA	3	8	32.0
12. Ray Morse, OH	3	8	31.1

CLASS F MEN'S PRELIMINARIES — SEC. 4

	Won	Lost	%
1. Dennis Ohms, UT	10	1	56.7
2. Louie Pottinger, KY	8	3	43.9
3. David Nehring, MD	7	4	45.1
4. Wilburn Bennett, TN	7	4	42.9
5. Steve Kynard, CA	7	4	38.7
6. Chris Kittl, WI	6	5	44.6
7. John Clow, MD	6	5	40.0
8. Bill Coggin, AL	6	5	37.9
9. Edward Pratt, OH	4	7	36.3
10. David Kuchcinski, PA	3	8	33.0
11. Russell Maness, NC	1	10	29.9
12. Harold Gath, MA	1	10	27.1

CLASS G MEN'S PRELIMINARIES — SEC. 1

	Won	Lost	%
1. Charles Bowen, MI	10	1	40.5
2. Larry Glass, OH	10	1	38.6
3. Art Geyer, TX	9	2	45.0
4. Archie Adams, KY	7	4	34.8
5. William Kenton, KY	6	5	37.8
6. Howard Voiles, WI	6	5	37.1
7. Earl Kynard, CA	6	5	33.6
8. Russell Hornback, KY	5	6	33.1
9. Ken Gipson, AL	4	7	33.2
10. Leslie Simpson, KY	2	9	28.7
11. Bob Snider, KY	1	10	21.0
12. Billy Barnes, GA	0	11	16.6


PLEASE INDICATE YOUR CHOICES:


☐ S ☐ M ☐ L ☐ XL

☐ RED ☐ WHITE ☐ ROYAL BLUE

 ☐ \$8.95. 100% COTTON. POCKET.
KID SIZES AVAILABLE.

 ☐ \$9.95. 50/50. SCOOPED NECK,
FRENCH-CUT SLEEVES.

 ☐ \$13.95. 50/50. SWEATSHIRT.
KID SIZES AVAILABLE.

 ☐ \$14.95. 50/50. OPEN COLLAR,
POCKET, SHORT SLEEVES.

Red, Black, and White Design
Silkscreened on Back of Shirt



PLEASE ADD \$1.00 FOR POSTAGE

Send Check or Money Order to:

OGLE-ART DESIGNS
Department C
P.O. Box 49605
Austin TX 78765

MENS CLASSES — (Continued)

CLASS G MEN'S PRELIMINARIES — SEC. 2

	Won	Lost	%
1. Orville McElroy, AL	11	0	47.2
2. Jim Carey, IL	8	3	42.8
3. Floyd Maxwell, TN	8	3	40.6
4. Clyde Decker, KY	8	3	39.4
5. Don Weaver, NV	6	5	31.8
6. Arol Castros, I	5	6	33.8
7. James Wood, GA	5	6	27.8
8. Eugene Clevenger, KY	4	7	33.8
9. George Wall, VA	3	8	32.5
10. Elmer Breuer, MO	3	8	30.6
11. Randy Hymer, OH	3	8	22.8
12. William Coakley, OH	2	9	24.3

CLASS H MEN'S FINALS

	Won	Lost	%
1. Travis Redford, OH	7	0	37.7
2. Kelly Sarbaugh, OH	5	2	35.1
3. Bob Cummings, OH	4	3	28.5
4. John Atchley, LA	4	3	28.0
5. Kenneth Hale, MO	3	4	29.4
6. Donald Smith, NC	2	5	32.1
7. Vern Hoyer, OK	2	5	27.6
8. Otis Mayes, AL	1	6	32.2

CLASS H MEN'S PRELIMINARIES — SEC. 1

	Won	Lost	%
1. Vern Hoyer, OK	9	2	32.8
2. Garvin Glover, AL	9	2	32.3
3. Lynn Kalvig, SD	8	3	28.2
4. John Wilson, LA	8	3	28.1
5. Mastin Kitchen, VA	8	3	27.0
6. Michael Ardelean, MI	6	5	24.6
7. Wayne Redford, OH	5	6	24.1
8. Francis Ryan, MA	5	6	23.2
9. Willie Loucks, OK	4	7	22.1
10. Mel Goodman, MO	3	8	22.5
11. Paul Gibson, IL	1	10	14.5
12. Bye			

CLASS G MEN'S PRELIMINARIES — SEC. 3

	Won	Lost	%
1. Jasper Fowler, GA	10	1	52.2
2. Edward Bottom, KY	10	1	41.6
3. Jim Kuss, IN	8	3	49.4
4. Jimmie Willard, NC	8	3	43.7
5. Ronald Bender, TN	7	4	39.6
6. John Streible, KY	5	6	37.7
7. Homer Cain, OK	5	6	37.3
8. Tommy Lawson, GA	5	6	32.6
9. George Bradfield, GA	4	7	34.5
10. Bill Henthorn, WI	3	8	30.2
11. Richard Tatar, MS	1	10	21.9
12. Danny Webb, KY	0	11	21.6

CLASS G MEN'S PRELIMINARIES — SEC. 4

	Won	Lost	%
1. Norman Houchin, FL	9	2	45.0
2. James Acock, MO	9	2	37.8
3. Charles Myers, OH	8	3	38.3
4. Roy Lowmaster, KS	8	3	37.6
5. Walter Ransom, MI	8	3	37.0
6. Edward Mancini, CT	6	5	32.7
7. Leo Workman, VA	5	6	29.3
8. Eugene Carter, MO	4	7	34.8
9. Ros Meredith, VA	4	7	32.1
10. Harry Clement, PA	3	8	32.5
11. Roy Franke, IL	2	9	21.0
12. Bye			

CLASS I MEN'S FINALS

	Won	Lost	%
1. Gene Van Sant, CA	5	0	23.0
2. Rolly Cicirelli, OH	4	1	15.5
3. Johnny Latham, NC	3	2	14.7
4. Donald Baillargeon, MA	1	4	13.3

FLOYD PLUMB TOPS IN 70 & OVER WORLD CHAMPIONSHIP

CHAMPIONSHIP 70 & OLDER

	Won	Lost	%
1. Floyd Plumb, OH	4	1	57.0
2. John Mullican, AL	4	1	65.5
3. Henry Franke, IL	3	2	64.6
4. Sol Berman, FL	2	3	57.7
5. Tom Pearce, OH	1	4	56.4
6. Nial Beck, OH	1	4	46.2

70 & OLDER PRELIMINARIES — SEC. 2

	Won	Lost	%
1. Floyd Plumb, OH	5	0	64.4
2. Tom Pearce, OH	4	1	48.8
3. Howard Lea, FL	3	2	42.4
4. Ray Slocum, OH	2	3	33.6
5. Dennis East, IL	1	4	41.6
6. Emmett Burcham, IL	0	5	42.8

70 & OLDER PRELIMINARIES — SEC. 1

	Won	Lost	%
1. Sol Berman, FL	5	0	51.6
2. John Mullican, AL	4	1	57.2
3. Henry Franke, IL	2	3	57.2
4. Nial Beck, OH	2	3	51.6
5. Abe Austin, IL	1	4	48.0

CLASS B 70 & OLDER FINALS

	Won	Lost	%
1. G.H. Palmer, IN	6	1	53.2
2. Dennis East, IL	6	1	52.0
3. Abe Austin, IL	5	2	51.4
4. Emmett Burcham, IL	4	3	43.1
5. Howard Lea, FL	3	4	39.3
6. Ray Slocum, OH	2	5	33.5
7. Kenneth Nixon, NY	2	5	30.8
8. Herman Wieser, FL	0	7	34.8

OVER 70 — (Continued)

CLASS C 70 & OLDER FINALS

	Won	Lost	%
1. Herman Wieser, FL	4	1	42.6
2. Kenneth Nixon, NY	4	1	35.3
3. Ralph Dykes, IL	3	2	31.8
4. Chester Evans, IL	2	3	28.7
5. Jesse Grim, WV	2	3	26.1
6. Bye			

CLASS D 70 & OLDER FINALS

	Won	Lost	%
1. Ray Cochran, OH	5	1	32.4
2. Armando DeLuca, MA	4	2	28.5
3. Earl Johnson, FL	3	3	23.1
4. Bye			
5. Bye			
6. Bye			

TARI POWELL NEW 1984 WOMEN'S WORLD CHAMPION

WOMEN'S CHAMPIONSHIP FINALS

	Won	Lost	%
1. Tari Powell, IL	10	1	80.6
2. Phyllis Negaard, MN	10	1	82.5
3. Debbie Michaud, MA	8	3	75.6
4. Connie Still, OH	6	5	72.7
5. Sandy Karasch, MN	6	5	71.8
6. Vicki Winston, MO	6	5	69.5
7. Bonnie Seibold, IN	5	6	72.4
8. Ruth Hangen, NY	5	6	66.2
9. Fran Carnahan, PA	4	7	69.9
10. Lorraine Thomas, NY	3	8	68.6
11. Jean Myers, OH	2	9	65.0
12. Beverly Nathe, MN	1	10	60.5

CHAMPIONSHIP WOMEN'S PRELIMINARIES
SEC. 1

	Won	Lost	%
1. Vicki Winston, MO	7	0	74.0
2. Ruth Hangen, NY	6	1	74.0
3. Bertha Baillargeon, MA	5	2	65.3
4. Jean Myers, OH	4	3	59.0
5. Barb Rose, OH	3	4	49.6
6. Lori Meier, MO	2	5	42.0
7. Mabel Hornback, KY	1	6	52.3
8. Bye			

CHAMPIONSHIP WOMEN'S PRELIMINARIES
SECTION 2

	Won	Lost	%
1. Lorraine Thomas, NY	7	0	72.6
2. Debbie Michaud, MA	6	1	72.0
3. Bonnie Seibold, IN	5	2	69.0
4. Jackie Hughes, MN	3	4	60.3
5. Boni Boser, MN	3	4	58.6
6. Lori Oberbiling, IL	3	4	48.0
7. Jeannette Spaller, OH	1	6	50.6
8. Bye			

CHAMPIONSHIP WOMEN'S PRELIMINARIES
SEC. 3

	Won	Lost	%
1. Tari Powell, IL	7	0	80.0
2. Sandy Karasch, MN	6	1	67.6
3. Connie Still, OH	4	3	66.3
4. Lynne Hughes, MN	4	3	54.6
5. Edl Holland, MN	3	4	56.3
6. Mary Ryan, MA	3	4	54.6
7. Glenda Bolton, GA	1	6	44.6
8. Bye			

CHAMPIONSHIP WOMEN'S PRELIMINARIES
SEC. 4

	Won	Lost	%
1. Fran Carnahan, PA	7	0	71.6
2. Beverly Nathe, MN	6	1	65.3
3. Katherine Harrison, OH	5	2	57.0
4. Renee Hix, VA	4	3	58.0
5. Evelyn Johnson, OK	3	4	55.3
6. Betty Dunlap, OH	2	5	53.0
7. Dawn Hughes, MN	1	6	36.3
8. Bye			

CLASS B WOMEN FINALS

	Won	Lost	%
1. Jean Myers, OH	5	0	69.0
2. Katherine Harrison, OH	4	1	66.9
3. Renee Hix, VA	3	2	63.0
4. Jackie Hughes, MN	1	4	60.0
5. Boni Boser, MN	1	4	59.7
6. Betha Baillargeon, MA	1	4	53.1



COLORFUL BUMPER STICKER

\$1.95 Postpaid

OGLE-ART DESIGNS, Dept B

P.O. Box 49605

Austin TX 78765

WOMENS CLASSES — (Continued)

CLASS C WOMEN FINALS

	Won	Lost	%
1. Evelyn Johnson, OK	4	1	59.1
2. Mabel Hornback, KY	3	2	57.6
3. Mary Ryan, MA	3	2	53.6
4. Edi Holland, MN	3	2	51.0
5. Lynne Hughes, MN	2	3	53.1
6. Betty Dunlap, OH	0	5	37.8

CLASS D WOMEN FINALS

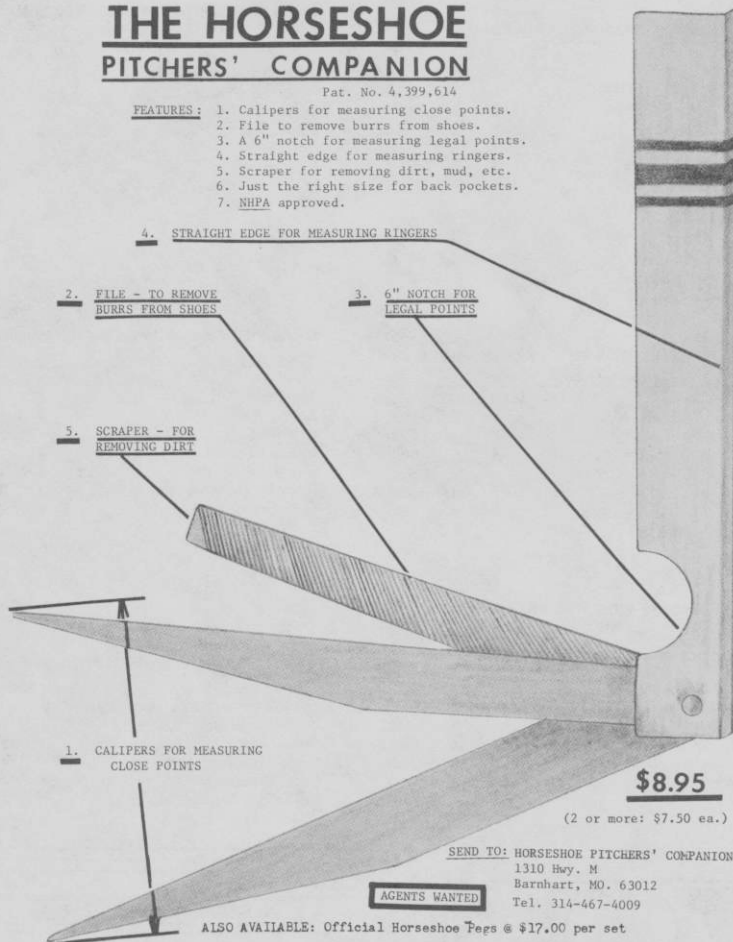
	Won	Lost	%
1. Loree Meier, MO	4	1	51.6
2. Barb Rose, OH	4	1	50.3
3. Lori Oberbiling, IL	3	2	52.8
4. Jeannette Spaller, OH	3	2	52.2
5. Dawn Hughes, MN	1	4	44.4
6. Glenda Bolton, GA	0	5	39.8

THE HORSESHOE PITCHERS' COMPANION

Pat. No. 4,399,614

- FEATURES:**
1. Calipers for measuring close points.
 2. File to remove burrs from shoes.
 3. A 6" notch for measuring legal points.
 4. Straight edge for measuring ringers.
 5. Scraper for removing dirt, mud, etc.
 6. Just the right size for back pockets.
 7. NHPA approved.

4. STRAIGHT EDGE FOR MEASURING RINGERS



WOMENS CLASSES — (Continued)

CLASS E WOMEN FINALS

	Won	Lost	%
1. Loree Meier, MO	7	0	54.0
2. Jackie Hughes, MN	6	1	51.5
3. Charlotte Knabel, KY	5	2	48.6
4. Marilyn Hanes, NM	4	3	39.4
5. Joyce Francis, MO	3	4	42.5
6. Dorothy Slocum, OH	2	5	37.3
7. Lillian Butterbaugh, OH	1	6	19.1

CLASS F WOMEN FINALS

	Won	Lost	%
1. Dawn Hughes, MN	7	0	58.0
2. Kathy Nockerts, KY	5	2	50.7
3. Rhonda Haw, Can.	4	3	44.3
4. Ginger Cain, OK	4	3	41.3
5. Lillian Minnich, KY	4	3	37.3
6. Janet Reno, OH	3	4	37.1
7. Rita Killgore, MO	1	6	31.8

CLASS I WOMEN FINALS

	Won	Lost	%
1. Norma Hoyer, OK	6	1	32.4
2. Bea Bottom, KY	5	2	27.8
3. Ruth Hix, VA	5	2	24.1
4. Helen Blacketeer, NY	4	3	22.2
5. Jean Long, PA	4	3	21.6
6. Millie Bushman, OH	3	4	19.4
7. Margie Palsa, OH	1	6	16.7

CLASS G WOMEN FINALS

	Won	Lost	%
1. Sandra Clevenger, KY	6	1	52.1
2. Eloise Keene, WV	5	2	41.2
3. Karlyn Kelley, KY	5	2	38.0
4. Vernie Circirelli, OH	5	2	33.0
5. Tammy Grooms, NE	3	4	35.2
6. Avanelle Brown, OH	2	5	27.0
7. Ann Frankrone, KY	1	6	27.6
8. Mary Van Sant, CA	1	6	22.1

CLASS H WOMEN FINALS

	Won	Lost	%
1. Sally Grooms, NE	4	1	33.1
2. Ada Loucks, OK	4	1	40.7
3. Seana Sullivan, NY	3	2	36.5
4. JoAnn Wall, VA	2	3	35.0
5. Agnes Snider, KY	2	3	25.2

ALAN FRANCIS RETAINS JUNIOR BOYS' WORLD TITLE

BOYS CHAMPIONSHIP FINALS

	Won	Lost	%
1. Alan Francis, MO	11	0	84.2
2. Bret Pritzlaff, WI	10	1	76.9
3. Zachary Schwartz, WI	8	3	77.0
4. Mike Henderson, AL	7	4	75.5
5. Robert Pike, NY	7	4	71.0
6. Steve Long, TN	6	5	72.5
7. Tom Francis, MO	5	6	71.4
8. Tom Williams, MI	5	6	70.3
9. Mel Long, CA	4	7	59.1
10. Dean LeClair, MI	2	9	63.6
11. Jeff Hart, MO	1	10	57.8
12. Robert Scott, NY	0	11	56.7


CHAMPIONSHIP BOYS PRELIMINARIES — SEC. 1

	Won	Lost	%
1. Tom Francis, MO	7	0	71.7
2. Michael Henderson, AL	6	1	73.4
3. Robert Scott, NY	5	2	61.4
4. Jeff Secord, WI	3	4	60.0
5. Tim Hymer, OH	3	4	59.7
6. Steve Nehring, MD	2	5	53.7
7. Steve Barnes, MO	1	6	51.7
8. Shawn Brown, NC	1	6	37.7


PLEASE INDICATE YOUR CHOICES:


☐ S ☐ M ☐ L ☐ XL

☐ RED ☐ WHITE ☐ ROYAL BLUE


 ☐ \$8.95. 100% COTTON. POCKET.
KID SIZES AVAILABLE.

 ☐ \$9.95. 50/50. SCOOPED NECK,
FRENCH-CUT SLEEVES.

 ☐ \$13.95. 50/50. SWEATSHIRT.
KID SIZES AVAILABLE.

 ☐ \$14.95. 50/50. OPEN COLLAR,
POCKET, SHORT SLEEVES.

Design silkscreened on back of shirt.



PLEASE ADD \$1.00 FOR POSTAGE
Send Check or Money Order to:
OGLE-ART DESIGNS, Department A
P.O. Box 49605, Austin TX 78765

BOYS CLASS — (Continued)

CHAMPIONSHIP BOYS PRELIMINARIES — SEC. 2

	Won	Lost	%
1. Zachary Schwartz, WI	7	0	82.2
2. Tom Williams, MO	6	1	72.2
3. Mel Long, Jr., CA	5	2	66.8
4. Steve Ungetheim, IN	3	4	60.5
5. Rick Henry, IN	3	4	52.5
6. Tony Patton, FL	3	4	48.5
7. Jeff Mefford, AL	1	6	38.0
8. Brock Vogel, TX	0	7	44.0

CLASS B BOYS FINALS

	Won	Lost	%
1. Robert Scott, NY	7	0	63.5
2. Michael Bush, TN	5	2	66.4
3. Rick Henry, IN	5	2	62.7
4. Jeff Secord, WI	4	3	65.5
5. Steve Ungetheim, IN	2	5	61.2
6. Kenneth Kurtz, GA	2	5	52.2
7. Tim Hymer, OH	2	5	51.3
8. Steve Nehring, MD	1	6	54.5

CLASS C BOYS FINALS

	Won	Lost	%
1. Tony Patton, FL	5	0	50.9
2. Steve Barnes, MO	4	1	48.8
3. Shawn Brown, FL	3	2	44.6
4. Brock Vogel, TX	2	3	40.0
5. Jeff Mefford, AL	1	4	36.1
6. Eric Boser, MN	0	5	42.1

CHAMPIONSHIP BOYS PRELIMINARIES — SEC. 3

	Won	Lost	%
1. Bret Pritzlaff, WI	7	0	78.9
2. Steve Long, TN	6	1	72.9
3. Robert Pike, NY	4	3	71.1
4. Dean LeClair, MI	4	3	64.9
5. Jeff Hart, MO	3	4	62.2
6. Michael Bush, TN	3	4	55.7
7. Kenneth Kurtz, GA	1	6	56.9
8. Eric Boser, MN	0	7	31.4

CLASS D BOYS FINALS

	Won	Lost	%
1. Steve Barnes, MO	7	0	48.6
2. Kenneth Kurtz, GA	5	2	49.1
3. Brock Vogel, TX	5	2	41.8
4. Eric Boser, MN	5	2	40.9
5. Gary Baillargeon, MA	2	5	31.9
6. Dave Bestul, WI	2	5	27.6
7. Clayton Bonham, MI	2	5	24.6
8. Bye			

CLASS E BOYS FINALS

	Won	Lost	%
1. William Moon, OH	4	1	34.7
2. Mark Wilkins, GA	4	1	26.2
3. Floyd Hix, Jr., VA	3	2	28.7
4. Michael Hanes, NM	2	3	24.4
5. Kevin Henn, KY	1	4	26.2
6. Tony Webb, KY	1	4	23.7

DEBBY BESTUL OF WISCONSIN NEW JUNIOR GIRLS CHAMP

CHAMPIONSHIP GIRLS

	Won	Lost	%
1. Debbie Bestul, WI	5	0	42.5
2. Kristi Farris, IN	4	1	55.6
3. Becker Boser, MN	3	2	43.1
4. Amy Brown, OH	2	3	47.8
5. Pamela Moon, OH	1	4	24.0
6. Bye			

CLASS B GIRL FINALS

	Won	Lost	%
1. Shawn Beckemeyer, IL	5	0	23.0
2. Shawneen Michaud, MA	4	1	17.6
3. Malissa Hoyer, OK	3	2	6.8
4. Wendy Hill, TX	2	3	2.9
5. Sonya Hix, VA	1	4	3.4
6. Tonya Hix, VA	0	5	1.9

ELMER SWARTZ NEW INTERMEDIATE WORLD CHAMPION

CHAMPIONSHIP INTERMEDIATES

	Won	Lost	%
1. Elmer Swartz, VA	9	2	55.0
2. John Shuck, IN	8	3	58.1
3. Dick Carnahan, PA	8	3	57.6
4. Henry Hostetler, OH	7	4	57.6
5. Edward Schultz, MI	7	4	52.9
6. Curley Seibold, IN	7	4	51.8
7. Bud Hamilton, OK	6	5	49.3
8. Max Roseberry, OH	5	6	52.1
9. Merle Koeppel, OH	4	7	49.0
10. Leslie Burroughs, CA	3	8	42.7
11. Robert Dean, VA	1	10	47.4
12. Rex Swinson, IL	1	10	36.4

CHAMPIONSHIP INTERMEDIATES PRELIM. SEC. 1

	Won	Lost	%
1. Henry Hostetler, OH	3	0	58.0
2. Bud Hamilton, OK	2	1	56.6
3. Ken Waggoner, OH	1	2	45.3
4. Lester Rose, OH	1	2	34.0
5. James Malvern	1	2	28.6
6. Bob Stowe, AL	1	2	27.3

CHAMPIONSHIP INTERMEDIATES PRELIM. — SEC. 2

	Won	Lost	%
1. Dick Carnahan, PA	3	0	56.6
2. Curley Seibold, IN	2	1	60.0
3. Elmer Swartz, VA	2	1	56.0
4. George Stifel, OH	1	2	46.0
5. Eugene Wagonfield, OH	1	2	41.0
6. Glen Sebring, PA	0	3	34.6

INTERMEDIATE CLASSES — (Continued)

CHAMPIONSHIP INTERMEDIATES PRELIM. — SEC. 3

	Won	Lost	%
1. John Shuck, IN	3	0	69.0
2. Edward Schultz, MI	3	0	62.0
3. Merle Koeppe, OH	2	1	57.3
4. Robert Dean, VA	2	1	50.0
5. Leslie Burroughs, CA	2	1	46.0
6. Rex Swinson, IL	0	3	49.3
7. James Totten, IL	0	3	20.6

CLASS B INTERMEDIATE FINALS

	Won	Lost	%
1. Leslie Burroughs, CA	5	0	47.2
2. Ken Waggoner, OH	4	1	49.5
3. Eugene Wagonfield, OH	2	3	44.4
4. George Stifel, OH	2	3	36.7
5. Glen Sebring, PA	2	3	33.7

CLASS C INTERMEDIATE FINALS

	Won	Lost	%
1. Bob Stowe, AL	2	1	30.7
2. Lester Rose, OH	2	1	34.5
3. James Totten, IL	2	1	25.9
4. James Malvern, WA	0	3	21.3

CLASS D INTERMEDIATE FINALS

	Won	Lost	%
1. Vernon Holland, IN	6	1	36.2
2. Edward Mason, KY	6	1	37.4
3. Ose Veesey, AL	6	2	47.0
4. Willard Sammon, DE	5	2	34.2
5. Harold Mineer, TX	5	3	43.3
6. Bill Courtright, MO	5	4	33.3
7. Robert McLaughlin, AL	2	7	31.9
8. Bill Calhoun, AL	0	2	36.1

CLASS E INTERMEDIATE FINALS

	Won	Lost	%
1. Wally Shipley, CA	6	0	36.3
2. Russ Grooms, NE	5	1	38.8
3. Olon Crandall, ID	5	2	29.7
4. Wilbur Gray, MO	3	3	27.4
5. Howard Mann, WV	3	4	32.9
6. Arlie Reinwald, MO	2	4	23.2
7. John Proctor, AL	1	6	21.3
8. Max Gunyon, IN	1	6	.08

GLEN PORTT OF GEORGIA NEW SENIOR WORLD TITLIST

CHAMPIONSHIP SENIORS

	Won	Lost	%
1. Glen Portt, GA	9	2	59.3
2. Omar Blacketeer, KY	9	2	57.2
3. Lawrence Miller, OH	8	3	58.8
4. Bernard Herfurth, MA	8	3	56.4
5. Paul Scheub, FL	7	4	57.5
6. Joe Holland, FL	6	5	55.9
7. Harvey Kohlenberger, IL	5	6	53.3
8. Paul Focht, OH	5	6	52.0
9. Frank Stinson, MN	3	8	48.4
10. Paul Toole, KS	3	8	46.3
11. Lester Stephenson, OH	2	9	46.4
12. Ed Howdeshell, IN	1	10	48.0

CHAMPIONSHIP SENIOR PRELIMINARIES — SEC. 1

	Won	Lost	%
1. Glen Portt, GA	3	0	66.0
2. Paul Scheub, FL	2	1	64.0
3. Marvin Reheis, KS	2	1	44.6
4. Frank Stinson, MN	1	2	62.0
5. Harvey Kohlenberger, IL	1	2	58.6
6. Raymond Shober, NJ	0	3	38.0

CHAMPIONSHIP SENIOR PRELIMINARIES — SEC. 2

	Won	Lost	%
1. Joe Holland, FL	3	0	59.3
2. Omar Blacketeer, KY	2	1	60.6
3. Paul Focht, OH	2	1	58.0
4. Bernard Herfurth, MA	2	1	55.3
5. Francis White, PA	0	3	51.3
6. Joe King, MT	0	3	47.3

CHAMPIONSHIP SENIOR PRELIMINARIES — SEC. 3

	Won	Lost	%
1. Ed Howdeshell, IN	3	0	53.3
2. Paul Toole, KS	3	0	57.3
3. Lester Stephenson, OH	2	1	47.3
4. Loren Gillespie, IL	1	2	50.0
5. John Eggleston, MO	0	3	44.6
6. Gilbert Beckemeyer, IL	0	3	37.3

CLASS B SENIOR FINALS

	Won	Lost	%
1. Lester Stephenson, OH	3	2	47.2
2. Doyle Maikranz, IN	3	2	44.6
3. Steve Hrabovsky, MO	3	2	43.3
4. Loren Gillespie, IL	3	2	46.8
5. Francis White, PA	3	2	44.2
6. Bye			

CLASS C SENIOR FINALS

	Won	Lost	%
1. Joe King, MT	3	0	46.1
2. Ray Shober, NJ	1	2	35.8
3. Gilbert Beckemeyer, IL	1	2	35.1
4. Marvin Reheis, KS	1	2	25.0

CLASS D SENIOR FINALS

	Won	Lost	%
1. Steve Hrabovsky, MO	3	2	50.8
2. Doyle Maikranz, IN	3	2	50.0
3. George Buskey, FL	2		38.7
4. Everett Shippee, FL	3	2	41.0
5. Joseph Minnich, KY	3	2	41.9
6. Bob Champion, CO	0	5	32.2

DEADEYE HORSESHOES

NOW IN

FOUR MODELS

CLYDESDALES NOW IN LIGHTER WEIGHTS

	Price Per Pr.—Up to 9 Pairs	Price Per Pr.—9 Prs. & Over
CLYDESDALES 2# 10 oz., 2# 9 oz., 2# 8 oz., & 2# 7 oz.	\$23.00/Pr.	\$17.50/Pr.
N.T. 2# 10, 9, 8, 7 oz.	\$23.00/Pr.	\$17.50/Pr.
REGULAR 2# 9, 8, 7, 6, 5 & 4 oz.	\$23.00/Pr.	\$17.50/Pr.
E-Z GRIP 2# 10, 9, 8, 7 & 6 oz.	\$28.00/Pr.	\$22.50/Pr.

*Prices on all "DEADEYES" f.o.b. point of shipment.
Missouri residents add 4-5/8% sales tax and California
residents add on 6% tax.*

All "DEADEYES" are dead soft.

All "DEADEYES" are guaranteed against breakage for 2 years.

**All "DEADEYES" guaranteed for 2 years from date
of purchase (NOT RE-PLACEMENT DATE)**

W. Courtwright
P.O. Box 742
Fenton, MO 63026
Phone: (314) 376-5222 (8-5)
(314) 677-2200
(314) 842-5188

Carl Steinfeldt
44 Ridgecrest Road
Rochester, NY 14626 (summer)
Phone: (716) 225-4191

Walter Ray Williams, Jr.
6140 Grant St.
Chino, CA 91710
Phone: (714) 628-6053

Carl Steinfeldt
407 Shady Lane Mobil Park
15400 Roosevelt Blvd.
Clearwater, FL 33520
(winter address)
Phone: (813) 535-3136

ORDER DIRECT or from NHPA REPRESENTATIVE

SENIORS CLASSES — (Continued)

CLASS E SENIOR FINALS

	Won	Lost	%
1. Charles Bailey, OK	7	0	41.1
2. John Eggleston, MO	6	1	41.3
3. Gilbert Beckemeyer, IL	4	3	38.1
4. Joseph Leonard, MI	4	3	34.5
5. Joe Morgan, IN	2	5	29.7
6. Walter Krieger, OH	2	5	29.1
7. Herb McCoskey, IN	2	5	25.7
8. George Bush, FL	1	6	27.0

CLASS F SENIOR FINALS

	Won	Lost	%
1. Edward Senger, FL	7	0	31.8
2. Roger Sutor, FL	5	2	25.4
3. O.A. Lindsey, AL	5	2	25.2
4. Lee Jacobs, MI	5	2	25.0
5. Bye			
6. Bye			
7. Bye			
8. Bye			

COMING EVENTS

ARIZONA ASSOCIATION SCHEDULE

PIONEER PARK, MESA, AZ

Oct. 19-20 — Art Kamman Open. Entries close Oct. 9.
 Nov. 16-17-18 — Bonanza Open. Entries close Nov. 6.
 Dec. 14-15-16 — Mesa Open. Entries close Dec. 4.
 Jan. 25-26-27 — Valley of the Sun Warm-Up.
 Sanctioned. State and NHPA card required. Entries close Jan. 15.
 Feb. 12-13-14-15-16-17 — Annual Valley of the Sun Open. Sanctioned. State and NHPA card required. Entries close Jan. 25.

Mar. 1-2-3 — Bye-Bye Snowbird Open. Entries close Feb. 19.

Apr. 6-7 — Annual Arizona State Tournament. Sanctioned. State and NHPA card required. Entries close Mar. 25.

Entry fees — \$5.00 (except Valley of the Sun. Entry fees for Valley of the Sun: \$10.00 each; \$10.00 additional for Men's class "A", \$5.00 additional for Men's classes "B," "C," "D," \$5.00 additional for Women's classes "A" and "B."

Send all entries and proper fees with NHPA card number and current ringer percentage to Bud Fenimore, Secy., 8152 East Hayne St., Tucson, Arizona 85710. Phone 602-296-5087.

ARIZONA ASSOCIATION SCHEDULE

REID PARK, TUCSON, AZ

Oct. 5-6 — Association Secretary's Open. Entries close Sept. 26.
 Nov. 2-3 — Reid Park Classic. Sanctioned. State and NHPA card required. Entries close Oct. 10.
 Nov. 30-Dec. 1 — Tucson Open. Entries close Nov. 20.

Jan. 11-12 — Pima County Classic. Sanctioned. State and NHPA card required. Entries close Jan. 2.

Feb. 1-2 — Old Pueblo Special. Sanctioned. State and NHPA card required. Entries close Jan. 21.

Mar. 15-16 — President's Open. Entries close Mar. 5.

Apr. 19-20 — The Wind-Up. Entries close Apr. 9.

Entry fees: \$5.00. Send all entries and proper fees and current ringer percentage to Bud Fenimore, Secy., 8152 East Hayne St., Tucson, Arizona 85710. Phone 602-296-5087.

YUMA, ARIZONA SCHEDULE

Kennedy Park

Yuma, Arizona

Sept. 15 — Roadrunners Singles Open. Sanction 84-551.

Oct. 14 — Bingham Memorial. Singles Open. Sanction 84-552.

Nov. 10 — Second Annual Singles Open. Sanctioned.

Dec. 8 — Welcome Snowbirds Fun Weekend. Singles Open. Sanction 84-553.

Dec. 9 — Welcome Snowbirds Fun Weekend. Doubles Open. Sanction 84-554. Possible Potluck.

Jan. 12 — Budweiser Second Annual Sanctioned Singles.

Feb. 10 — Wild & Wooley NHPA Members Singles.

Mar. 17 — St. Patrick's Sanctioned Singles.


Sanctioned Tournaments — State and NHPA membership required. Entry fee to all tournament YHPA members \$3.00. Non-members \$5.00. Qualifying and entry fee will close 3 days prior to tournament date. All tournaments start at 8:30 a.m.

VIRGINIA SCHEDULE


Sept. 1-2 — Va. State Singles, Dublin, VA.
 Sept. 7-8-9 — Raymond Frye Open, Winchester, VA.
 Sept. 15-16 — Fall Open, Dublin, VA.

ALASKA SCHEDULE

Sept. 2 — Muscular Dystrophy Association (MDA) Open, Eagle River, Lions Park, Eagle River, Alaska.



THE ORIGINAL DROP-FORGED PITCHING SHOE



THE
"PRO"

Two tournament tested models, forged from S.A.E. specified steel, are available. Both have hardened hooks and points, and may be ordered in your choice of medium, soft, or dead soft tempers.



THE
"O"

AS THE FIRST MANUFACTURER OF THE DROP-FORGED PITCHING SHOE, THE OHIO HORSESHOE COMPANY IS RECOGNIZED WORLD-WIDE FOR ITS HIGH QUALITY PITCHING SHOES.

For price information and to order, contact:

OHIO HORSESHOE COMPANY

P.O. Box 21371
Columbus, Ohio 43221

614-457-4335