

The Horseshoe Pitcher's



NEWS DIGEST



SEPTEMBER, 1970

Official Publication of
**THE NATIONAL HORSESHOE PITCHER'S ASSOCIATION
OF AMERICA**

Brownstown, Illinois Fall Festival Open, Sept. 19, 9:30 A. M. 6 Classes—3 Trophies each class—No qualify. —Bring score

Fishel In Strong Finish To Win Bremerton, Wash. Open

Ed Fishel came on strong the last day of the tourney to cop top honors in the Bremerton Open held over the 4th of July. Ed lost only one game to 2nd place finisher Bill Foss, but still averaged nearly 80% his last five games. Howard Peterson of Portland copped 3rd, while 4th place finisher Mark Alvord had the highest game of the tourney with an 85+ % game.

Bob Clark, the lefty from Port Orchard, edged Ervin Brucker and Al Alexander by one game to cop Class B competition.

CLASS A

	W	L	%		W	L	%
E. Fishel, Neilton	10	1	74.1	C. Chapelle, Portland	5	6	60.9
Bill Foss, Tacoma	9	2	70.7	B. Chapelle, Portland	5	6	59.4
H. Peterson, Portland	8	3	63.5	B. Van Egdom, Lynden	5	6	56.6
M. Alvord, Bremerton	7	4	65.7	A. Oertel, Pt. Roberts ..	2	9	51.4
Ellis West, Seattle	6	5	61.8	G. Alexander, Gr Falls ...	2	9	48.6
J. Reedy, Edmonds	6	5	54.5	M. McDaniel, Everett	1	10	45.5

CLASS B — Robert Clark, Pt. Orchard 7-2-44.9; Ervin Brucker, Tacoma 6-3-45.5; Al Alexander, Granite Falls 6-3-38.7; Dick Wasson, Des Moines 5-4-44.6; Stewart Snyder, Kelso 5-4-42.9; Jim Malvern, Sr., Seattle 5-4-40.5; Don Tysver, Bremerton 3-6-42.8; Herb Godfrey, Sr., Aberdeen 3-6-42.7; Ed McKay, Auburn 3-6-40.9; Ed Bartlett, Everett 2-7-35.2.

CLASS C — Bob Edwards, Bellingham 7-0-50.4; Wayne Grotjohn, Aberdeen 6-1-43.9; Frank Cunningham, Bremerton 4-3-35.8; Henry Zack, Puyallup 3-4-36.6; Staf Fale, Everett 3-4-35.0; Harry Eastman, Bremerton 3-4-33.1; Maurice Pratt, Puyallup 1-6-32.2; Frank Kuhn, Seattle 1-6-23.5.

CLASS D — Ray Black, Yakima 7-1-33.6; Harry Jones, Bremerton 6-2-27.4; Walt Scheib, Port Orchard 5-2-28.0; Charles Lichens, Olalla 4-3-32.8; Sherman Foster, Lakebay 3-4-27.8; Henry McGrew, Albany, Ore. 2-5-31.0; Andy Giacommini, Port Orchard 2-5-19.4; Bob Ertsgaard, Bremerton 0-7-22.9.

LADIES — Mildred Kuhne, Tacoma 6-0-54.6; Sarah Giacommini, Port Orchard 3-3-46.0; Babe Bartlett, Everett 0-6-12.2.

To the Hall of Fame committee and the N.H.P.A. members, may I extend my deepest thanks for electing me as a member of the Horseshoe Pitching Hall of Fame. The beautiful plaque hangs in a prominent place in my home, where it will be cherished more than any trophy I have won, or may win in the future. I realize that other women will be added to the Hall of Fame in years to come, but I am extremely proud to have been given the honor of being first. Thank you all very much.

Sincerely,

VICKI WINSTON

THE HORSESHOE PITCHER'S NEWS DIGEST is published on the 15th of each month at Aurora, Illinois, U. S. A. by the National Horseshoe Pitchers' Association of America. Editorial office, P. O. Box 1606, Aurora, Illinois 60507. Phone: 312-898-3974. Subscription rate is \$3.50 per year in advance. NHPA membership cards are available through each state secretary for \$1.50 plus any state association dues. Forms close on the 25th day of each month. Advertising rates on request. F. Ellis Cobb, Editor.

NATIONAL OFFICERS

Ralph Dykes, 433 West North Avenue, Lombard, Illinois 60148.....President
 Hal Hanania, 448 Runyon Ave., Middlesex, New Jersey 08846.....1st Vice-President
 Wally Shipley, 2435 Winthrop Dr., Alhambra, Calif. 91803.....2nd Vice-President
 Leo McGrath, 1937 Lawn Ave., Cincinnati, Ohio 45237.....3rd Vice-President
 Cindy Dean, Rte. 1, Box 73, McGaheysville, Va. 22840.....4th Vice-President
 Robert G. Pence, 341 Polk Street, Gary, Indiana 46402.....Secretary-Treasurer

Volume 14

SEPTEMBER

Number 9

Kuchcinski Wins World Championship for Third Time; Hohl Second, West Third, Knauft Fourth

Danny Kuchcinski, the 21 year old lefthander from Erie, Pennsylvania with the one and a quarter reverse turn, repeated as World Champion with the loss of only one game. It was his third title in four years having previously won at Erie last year and at Fargo in 1967.



DANNY KUCHCINSKI

Danny became stronger as the tournament progressed and ended with an overall ringer average of 84.9. His only loss was to Henry Knauft of Washington in the 24th round, the same round that his closest rival, Elmer Hohl lost to Clyde Martz of Pittsburgh. Knauft hit 113 ringers in 132 shoes to pin the loss on Danny.

The champ had a great win over Martz in the 30th round after trailing by 20 points early and by 10 points late in the game. He clinched the crown in the 34th round with a 50-37 win over Hohl by virtue of Elmer's shaky start and Danny's 114 ringers in 130 shoes. His best single game was 91.2 percent with 62 of 68.

Two days after the tournament, Danny and his wife Sue appeared on the Johnny Carson Tonight Show in New York. They are scheduled for a trip to Japan in the near future for TV and World Fair appearances.

Danny's tremendous skill, youth and appearance coupled with his beautiful wife Sue and their combined exhibition act gives both the champion and the NHPA a golden opportunity to promote the game and place it before the eyes of the general public.

Elmer Hohl, the Canadian, placed second for the fifth time to go with the World titles he won in 1965 and 1968. He thus proves that he is one of the most consistent of the game's super stars.

He lost games to Clyde Martz, Bob West and the champion. Their combined ringer averages against Hohl was 87.1, Elmer's average for the 35 games was 84.1.

Bob West of Oregon took third and was in the running until the final night. He averaged 81.6 overall and it was his best ever World tourney finish highlighted by his 51-42 victory over Hohl the final night.

Henry Knauft was a "toughie" all the way and averaged 81.1 to place fourth. His highlights were the 51-44 come-from-behind win to hand Kuchcinski his only loss and the 142 shoe game with Elmer Hohl, longest of the tourney.

Kuchcinshe Wins—(Continued)

John Walker of California won the fifth place trophy by virtue of his 78.7 ringer average, the highest finish of a California player in the past 10 years.

Wilbur Kabel of Ohio took sixth with the same won-lost record as Walker and was the high qualifier with 546 points and 175 ringers in his 200 shoes.

Glen Henton, the red headed left hander from Iowa finished strong to gain seventh. As always he had a lot of good games in his system although he has not been as active in tournament play as formerly.

Dave Baker of Missouri returned to the championship division after losing the class B playoff at Erie last year.

Glen Riffle of Ohio having a good year finished in the top ten for the first time.

Clyde Martz of Pittsburgh, Pennsylvania was one of the most feared players in the tourney. In the 23rd round he posted the best single game of the meet, a 94.7 average and in the next game handed Elmer Hohl his first defeat. Later he led Danny Kuchcinski 30 to 7, 35 to 25 and 38 to 34 before losing 50-38. Clyde also posted a string of 50 consecutive ringers - 46 in a row to end his game with Copeland and four more to start his game with Elmer Hohl. A sprinkling of below par games during the schedule kept him from a much higher finish. His overall average was 78.4.

Merlin Potts of Kansas made the championship division for the fifth straight year and barely missed the top ten.

Jesse Gonzales of California made history by being the first "flip" style pitcher to make the finals when he posted 169 ringers and 526 points in the 200 shoe qualifying round. He proved that was no fluke by averaging 76.5 overall for a twelfth place finish. His high one "flip" pitch instead of a conventional turn was smooth as silk and beautiful to watch but very mystifying to the midwestern and eastern players.

Jerry Schneider of California who was chairman of the committee that brought the tourney to South Gate gave a good account of himself as he always does in the World tourney.

Fernando Isais, Hall of Fame member and eight times World champ including six in a row, probably pitched his horseshoe swan song this year. Having been inactive on the courts for some time and not in the necessary physical condition for the 35 game grind, Fernando could not resist one more shot at World Tourney competition. He qualified with 516 points, defeated his old rival Ted Allen in round robin play and as always displayed the most beautiful pitching style the game has ever seen.

Ronnie Simmons of the home South Gate club won the most improved player award when he won 21 games compared to the seven he won at Erie last year.

Roy Smith of Michigan failed to attain the consistency which won him fifth place at Erie last year but still managed 20 wins.

Jim Knisley of Ohio has been having his troubles in competition this year, but he also managed 20 wins, far below his second place finish in 1968.

Gerald "Doc" Maison of Michigan made the top 36 for the first time and gave a good account of himself, being edged out of the Outstanding First Year Entrant award by Gonzales.

Ted Allen is far from the Ted Allen who won 10 World titles and gained a spot in the Hall of Fame, but he is still a great horseshoe player both on and off the courts and can still toss an 80 percent game now and then.

Art Kamman of Arizona had some great games in the early part of the schedule, but slumped in the later stages.

Floyd Toole of Arkansas made the championship division again this year and posted the same record he did at Erie last year, but far below his record in the late '50s and early '60s.

Frank Stinson of Minnesota, one of the games real veterans, failed to come up to his performance at Erie last year although he qualified well with 524 points and 163 ringers in 200 shoes.

Andy Paglarini of Minnesota improved over his record at Erie last year winning 14 games compared to only half as many in 1969.

Kuchcinshe Wins—(Continued)

Stan Manker, the Ohio left hander qualified well and had his best game against the local favorite Jesse Gonzales whom he defeated decisively.

John Rademacher of Florida made the championship division for the third year in a row, but is still looking for the form that placed him so high at Keene in 1968.

Jim Ostrander of Michigan made the championship division for the first time and won 12 games.

Jonas Snyder along with fifth place winner John Walker gave the San Diego club two players in the championship division, both from Chula Vista, California.

Ansil Copeland of Ohio was another who made the championship class for the first time and is a rapidly improving player who will be tougher in the future.

Ralph Randall was a surprise qualifier in the championship division, one of eleven Californians in the top class.

Jack Stout, the big man from Illinois made the 36 for the second year in succession and for the third time.

Curt Bestul became the first player from Wisconsin to make the championship class since the days of the famous Casey Jones.

Ned Shaver of California made a comeback after being inactive for several years.

Ed McFarland of California and formerly of Texas made the top 36 for the first time since the days of the World Tourney in Murray, Utah.

Dale Dixon, "the old Gray Goose" from Iowa has attended every World tourney for 50 years and played in the championship division in most of them. He qualified well this year, but like Ted Allen can not seem to reach his level of past years.

John Pratt of California became the first Indian to qualify for the top class since the days of Stan DeLeary in the early 1950s. He is a Sioux Indian and a member of the Sacramento club.

Monty Latino along with Pratt gave the Sacramento club two entrants in the top division and was a surprise qualifier.

Wally Shipley Wins Stokes Award

The coveted Arch Stokes Memorial Award went to Wally Shipley of Alhambra, California. It is given annually in memory of one of the most beloved figures of the game. The award goes to the person who has contributed the most to the game of horseshoe and the NHPA on a national level during the past year.

Wally, who is president of the South California Horseshoe Pitchers' Association was also co-ordinator of the 1970 World Tournament.

He spent almost two years in preparation for the event, raising funds, and promoting the tourney. His pre-tourney spadework and liaison with NHPA officials during the meet resulted in the best run, smoothest World Tournament in history. There were no wrinkles or hang-ups. The seating accommodations were the best ever.

All in all it was a job extremely well done and Wally Shipley richly deserves the Stokes Memorial Award.

THE NOVEMBER ISSUE OF THE "DIGEST" WILL BE OUR STATE TOURNAMENT ISSUE AND ALL STATE SECRETARIES ARE REQUESTED TO FORWARD RESULTS TO EDITOR ELLIS COBB BY OCTOBER 10.

Secretary Bob Pence also requests that each state secretary send him the name of the winner of the state tournament as soon as possible so he can fill requests for a full list of 1970 state champions asked for by various publications, yearbooks, almanacs and encyclopedias.

Horseshoe Hall Of Fame Ceremonies Install Vicki Winston, Ellis Cobb, Blair Nunamaker

Induction into the Horseshoe Pitching Hall of Fame, the ultimate and highest honor which can be bestowed, came to Vicki Winston of Missouri, Ellis Cobb of Illinois and posthumously to Blair Nunamaker of Ohio during the 1970 World Tournament in very impressive ceremonies conducted by Ralph Dykes, acting as proxy for Carl Von der Lancken, chairman of the selection committee.



VICKI WINSTON



BLAIR NUNAMAKER



ELLIS COBB

Vicki Winston of Missouri became the first woman to be so honored. Vicki has won the World title eight times between 1956 and 1969 and is still a contender for more titles. She is truly queen of the horseshoe courts in every respect.

Ellis Cobb, editor of the NHPA publications and secretary of the Illinois State Association, made a flying trip from his home to South Gate in order to be present and receive his plaque.

Blair Nunamaker of Ohio was also honored in the ceremonies. Blair held the Men's title from 1929 through 1932 and died in 1944.

These three individuals join 16 others who have been voted into the Hall of Fame in past years. Since these records date back all the way to 1909 this is a very selective honor indeed.

Other Hall of Fame members present at this year's inductions were Elmer Beller, Ted Allen, Fernando Isais, Elmer Hohl and Bob Pence.

Complete biographies of this year's inductees were in the July issue of the Digest.

COVER PICTURE . . . Top photo shows the top officials of the 1970 World Tournament, judges, left to right, Leo McGrath, Ohio; Robert Rambo, Indiana; Al Lord, Maine and Walter Wilboite, Indiana. Front row, Wally Shipley, California and tournament coordinator; Ralph Dykes, Illinois, NHPA president and Robert Pence, Indiana, NHPA secretary. LOWER PHOTO shows the members of the Hall of Fame that were present, left to right, Fernando Isais, California; Elmer Beller, California; Elmer Hohl, Canada; Vicki Winston, Missouri; Ellis Cobb, Illinois; Robert Pence, Indiana and Ted Allen, Colorado.

Tribute To Scorekeepers

Scorekeeping duties for the Championship Division were handled by the following: Lloyd Frederickson (Minn); Ray Faulkner, Hank Droge-muller, Lee Forest, Fred Burkhardt, Harry Morse and Bill Price (Calif.); Harold Wolfe and Carl Young (Ohio); Levi Miller (Fla.); Frank Campbell (Mich.); Fred Armentrout (Ind.); Bill and Judy Cork (Nevada); Tom Towne (N. Mex.); Al Richardson (Oregon).

Best Ever Trophies And Brochure

No account of the 1970 World Tournament would be complete without mention of the fantastic array of trophies awarded the place winners and by far the best ever program brochure.

Jim Weeks of the Southern California Association was responsible for the trophy selection paid for in part by the NHPA and other donors obtained by the South Gate club. The trophies for all classes and divisions and including special awards were 65 in number and were unbelievable in size, beauty and class.

The program brochure and tournament schedule insert was put together by Wally Shipley and its features are too numerous to list. It is practically an encyclopedia of the game complete with instructions, rules, records, data of all types, "How To Do It" articles and nearly 100 pictures and charts.

The program brochure sold for \$1.00 which was far below its value. Copies may still be obtained while the supply lasts at that price.

FOR THOSE WHO DESIRE THE VERY BEST

IMPERIAL

U. S. PRICE LIST


Postpaid

1 Pair	\$9.25
2 to 5 Pair	\$9.00

Freight Collect

6 to 11 Pair	\$8.00
12 to 23 Pair	\$7.75
24 and over	\$7.50

**Available in Dead Soft and
Medium Soft with
Hardened Hooks
and Points**



PATENTED

**NHPA
APPROVED**

CLYDE MARTZ

3233 ARAPAHOE ROAD PITTSBURGH, PA. 15241

Hail! The Conquering Heroes Come!



Pictured on either side of Mr. Del Clawson, a member of Congress, are Ruth Hangen of New York, 1970 World Women's Champion, right, and Vicki Winston, of Missouri, 1969 champion.




Shown with Peter Shepard of Massachusetts are the top three in the Juniors, lower left, Bill Holland, 1970 champion, Walter Williams, right and Mark Seibold, upper left.



Peggy Smith, left, of Michigan shows her championship trophy in the girls' class, runner-up was Jennifer Reno of Ohio.



Among special award winners were James Weeks, left, Calif., and Sam Goodlander, right, of Ohio.



Mr. Del Clawson, holding shoes presented to Mr. Peter Shepard, second from left, of St. Pierre Mfg. Co. Looking on are Mayor William Cox, left and Wally Shipley, tournament coordinator.

Ruth Hangen Captures Women's Crown

Ruth Hangen of Buffalo, New York averaged 72 percent ringers to make a clean sweep of seven games and capture the 1970 Women's title in the World Tourney after posting the high qualifying score of 252 points and 78 ringers in 100 shoes.

A fellow club member and former champion, Lorraine Thomas of Lockport, New York placed second and defending champion Vicki Winston slipped to third.

Dorothy Smith of Muskegon, Michigan won Class B with Katherine Harrison of Hamilton, Ohio placing second thus reversing their finish in last year's tourney.

CHAMPIONSHIP

	W	L	R	SP	%
Ruth Hangen, Buffalo, New York	7	0	298	414	72.0
Lorraine Thomas, Lockport, New York	6	1	278	410	67.8
Vicki Winston, Lamonte, Missouri	5	2	299	466	64.2
Cindy Dean, McGaheysville, Virginia	4	3	332	508	65.4
Mildred Kuhne, Tacoma, Washington	3	4	285	478	59.6
Bonnie Seibold, Huntington, Indiana	2	5	221	404	54.7
Pat Turner, Los Gatos, California	1	6	165	362	45.6
Carrie Price, South Gate, California	0	7	193	408	46.3

CLASS B — First Dorothy Smith, Muskegon, Michigan 7-0-34.2; second, Katherine Harrison, Hamilton, Ohio 6-1-50.5; third, Janet Reno, Lucasville, Ohio 5-2-36.5; fourth, Ruth Hammond, Ada, Michigan 4-3-37.8; fifth, Karen Lee Miller, Woodburn, Oregon 2-5-24.0; sixth, Stella Gates, Pacific Grove, California 2-5-22.0; seventh, Esther Williams, Eureka, California 2-5-20.0; eighth, Lorraine McKay, Auburn, Washington 0-7-14.0; Alice Rehard, Spokane, Washington withdrew because of illness.

Since 1931

GORDON "Spin-On"

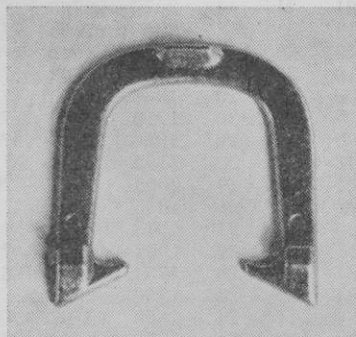
AGAIN AVAILABLE

— 3 TEMPER —

Medium With Hardened Calks

Dead Soft

Hard



Southern California Representative

JERRY SCHNEIDER

8727 Bradhurst Street

Pico Rivera 90660

Phone 692-2564

APPROVED BY NHPA

OFFICIAL STAKES ALSO AVAILABLE

THE QUEEN CITY FORGING CO.

233 TENNYSON STREET

CINCINNATI, OHIO 45226

1970 World Tournament Photos Available

All photos used in this issue are through the courtesy of Mr. Peter Shepard of the St. Pierre Chain Mfg. Co. of Worcester, Mass. He will handle any requests for pictures of the 1970 World Tournament. There is a charge of \$1.75 each for 8 x 10 photos. He took many pictures of all action during the 10-day tournament. The NHPA will realize a small amount from the sale of the photos. Send for yours NOW to Mr. Peter Shepard, 317 Mountain Street, Worcester, Massachusetts 01601.

Peggy Smith Wins Girl's Title

Peggy Smith of Muskegon, Michigan defeated Jennifer Reno of Ohio in a playoff for the Girls' title after the two had tied in round robin play. Cynthia Williams of California won Class B. Last year's champion, Mary Lee of Brooklyn, N. Y., did not defend her title.

CLASS A	W	L	%	CLASS B	W	L	%
P. Smith, Mich.	5	2	32.0	C. Williams, Calif.	3	0	10.2
J. Reno, Ohio	4	3	30.0	B. Gibson, Ill.	2	1	—
A. Harrison, Ohio	2	4	29.9	B. Williams, Calif.	1	2	—
D. Williams, Calif.	2	4	21.7	R. Gibson, Ill.	0	3	—

Championship Summary

	Qual.	W	L	R	SP	%
Dan Kuchenski, Erie, Pa.	D.C.	34	1	2214	2608	84.9
Elmer Hohl, Wellesley, Ont. Canada ...	526	32	3	2249	2675	84.1
Bob West, Scappoose, Ore.	521	30	5	2509	3074	81.6
Henry Knauff, Spokane, Wash.	518	28	7	2443	3010	81.2
John Walker, Chula Vista, Calif.	521	27	8	2290	2908	78.7
Wilbur Kabel, New Madison, Ohio	546	27	8	2273	2912	78.1
Glen Henton, Maquoketa, Iowa	491	26	9	2034	2665	76.3
Dave Baker, Wentworth, Mo.	518	24	11	2151	2846	75.6
Glen Riffle, Dayton, Ohio	488	24	11	2102	2850	73.8
Clyde Martz, Pittsburgh, Pa.	520	23	12	2200	2806	78.4
Merlin Potts, Leonardville, Kan.	510	23	12	1995	2686	74.3
Jesse Gonzales, San Luis Obispo, Calif.	537	22	13	2137	2794	76.5
Jerry Schneider, Pico Rivera, Calif.	521	21	14	2149	2804	76.6
Ron Simmons, Norwalk, Calif.	521	21	14	2076	2768	75.0
Fernando Isais, Gardena, Calif.	514	21	14	2045	2786	73.4
Roy Smith, Muskegon, Mich.	512	20	15	2127	2802	75.9
Jim Knisley, Bremen, Ohio	516	20	15	2020	2802	72.1
Gerald Maison, Warren, Mich.	500	16	19	1931	2670	72.3
Ted Allen, Boulder, Colo.	505	15	20	1910	2650	72.1
Art Kamman, Mesa, Arizona	489	15	20	1988	2766	71.9
Floyd Toole, Little Rock, Ark.	501	15	20	2102	2928	71.8
Frank Stinson, Minneapolis, Minn.	524	15	20	2009	2866	70.1
Andy Paglarini, Hibbing, Minn.	502	14	21	1945	2698	72.1
Stan Manker, Martinsville, Ohio	520	14	21	1918	2719	70.6
John Rademacher, Plant City, Fla.	515	13	22	1962	2732	71.8
Jim Ostrander, Lansing, Mich.	484	12	23	1754	2600	67.5
Jonas Snyder, Chula Vista, Calif.	491	12	23	1736	2584	67.2
Ansil Copeland, Akron, Ohio	484	11	24	1860	2708	68.7
Ralph Randall, Barstow, Calif.	492	10	25	1576	2434	64.7
Jack Stout, Melrose Park, Ill.	482	9	26	1847	2652	69.6
Curt Bestul, Eau Claire, Wis.	511	8	27	1812	2664	68.0
Ned Shaver, Whittier, Calif.	485	8	27	1545	2396	64.5
Ed McFarland, Sepulveda, Calif.	490	7	28	1560	2416	64.6
Dale Dixon, Des Moines, Iowa	487	6	29	1399	2316	60.4
John Pratt, Citrus Heights, Calif.	480	4	31	1508	2380	63.4
Monty Latino, Sacramento, Calif.	502	3	32	1507	2432	62.0

1. DANNY KUCHCINSKI, Pa.—Def. Cham.

Opponent	Score	R	SP	%
Pratt	52-17	48	62	77.4
Rifle	50-24	65	78	83.3
Copeland	54-13	72	80	90.0
Kamman	52-34	61	82	74.4
Paglarini	52-39	67	86	77.9
Isais	50-9	62	74	90.5
Toole	52-39	75	92	81.5
Randall	52-7	44	50	88.0
Potts	50-15	67	76	88.1
Maison	55-7	62	68	91.2
Shaver	51-12	49	58	84.5
Kniskey	51-23	64	76	84.2
Stout	51-4	36	38	94.7
McFarland	51-11	40	48	83.3
Dixon	55-6	32	38	84.2
Henton	51-16	68	78	89.1
Latino	50-10	45	54	83.3
Manker	54-20	57	68	83.8
Ostrander	54-6	34	36	94.4
Snyder	55-2	58	64	90.6
Baker	50-35	88	106	83.0
Allen	51-19	74	82	90.2
Smith	52-28	63	74	85.1
Knauft	44-51	110	132	83.3
Simmons	52-16	46	54	85.2
Schneider	51-16	62	72	86.1
Bestul	50-19	53	64	82.8
Walker	50-35	62	82	75.6
Rademacher	54-14	57	64	89.0
Martz	50-38	70	86	81.4
Stinson	50-16	66	76	86.8
West	52-28	85	96	88.5
Gonzales	50-21	72	84	85.7
Hohl	50-37	114	130	87.6
Kabel	51-42	81	100	81.0
Won 34 — Lost 1	2214	2608		84.9

2. ELMER HOHL, Canada—Qual. 526

Opponent	Score	R	SP	%
Ostrander	50-15	55	68	80.9
Henton	54-16	49	60	81.6
Dixon	54-6	41	48	85.4
Snyder	54-22	63	64	82.8
Simmons	50-11	63	70	90.0
Potts	50-10	57	64	89.0
Allen	51-20	44	52	84.6
McFarland	50-16	59	68	86.8
Isais	51-15	59	66	89.4
Latino	51-25	72	90	80.0
Stout	52-22	79	88	89.8
Smith	50-42	90	110	81.8
Shaver	52-9	42	50	84.0
Randall	51-35	49	66	74.2
Copeland	52-30	72	86	83.7
Rifle	51-6	40	49	83.3
Maison	52-18	79	88	89.8
Schneider	52-24	62	74	83.8
Pratt	51-17	51	62	82.3
Kamman	50-21	55	66	83.3
Walker	52-30	101	114	88.5
Toole	50-44	82	106	77.3
Kniskey	50-13	78	86	90.7
Martz	23-53	62	84	73.8
Paglarini	52-15	51	62	82.2
Manker	52-24	41	56	73.2
Rademacher	52-15	50	60	83.3
Baker	55-18	50	58	86.2
Bestul	50-6	37	42	88.1
Knauft	50-31	126	142	88.7
Kabel	51-10	51	58	87.9
Stinson	50-15	46	55	82.1
West	42-51	113	136	81.8
Kuchcinski	37-50	110	130	84.6
Gonzales	53-39	80	96	83.3
Won 32 — Lost 3	2249	2675		84.1

3. BOB WEST, Ore.—Qual. 521

Opponent	Score	R	SP	%
Dixon	50-10	43	56	76.3
Randall	51-28	54	70	75.7
Stout	50-30	62	78	79.5
Rifle	52-32	72	86	83.7
Toole	50-39	103	120	85.8
Rademacher	51-34	67	82	81.8
Maison	45-51	73	98	74.5
Snyder	52-10	56	68	82.3
Bestul	50-46	73	94	77.6
Simmons	52-17	70	80	87.5
Ostrander	52-31	72	90	80.0
Potts	45-50	84	108	77.7
Pratt	50-10	49	56	87.5
Kamman	51-26	54	68	79.4
Shaver	50-12	47	58	81.0
McFarland	54-11	44	50	88.0
Paglarini	51-22	64	72	88.9
Martz	50-23	79	90	87.8
Copeland	43-52	61	84	72.6
Henton	42-51	66	92	71.7
Manker	52-38	93	114	81.5
Latino	50-10	42	52	80.8
Isais	52-46	93	110	84.5
Baker	54-26	68	78	82.1
Allen	51-41	55	74	74.3
Knauft	51-47	114	136	83.8
Smith	52-13	54	62	87.1
Schneider	52-47	76	94	80.8
Kniskey	54-22	65	80	81.2
Walker	52-36	112	128	87.5
Gonzales	50-48	92	110	83.6
Kuchcinski	28-52	77	96	80.2
Hohl	51-42	116	136	84.0
Kabel	51-39	73	96	76.0
Stinson	51-32	86	108	79.6
Won 30 — Lost 5	2509	3074		81.6

4. HENRY KNAUFT, Wash.—Qual. 518

Opponent	Score	R	SP	%
Simmons	46-50	72	94	76.6
Bestul	52-21	46	60	76.6
Latino	51-17	59	68	86.8
Smith	54-32	75	90	83.3
McFarland	52-19	48	64	75.0
Pratt	52-20	48	60	80.0
Henton	51-10	53	62	85.4
Potts	51-35	89	106	83.9
Ostrander	51-23	50	64	78.1
Snyder	50-10	55	64	85.9
Toole	52-37	84	104	80.7
Copeland	53-15	62	72	87.5
Allen	55-30	55	74	68.9
Isais	45-50	66	90	73.3
Maison	52-34	47	66	71.2
Rademacher	50-29	49	66	74.2
Kamman	52-28	70	82	85.4
Gonzales	50-35	83	98	79.6
Paglarini	50-31	57	94	77.0
Knisley	48-51	80	102	78.4
Kabel	52-38	117	138	84.7
Riffle	51-28	59	72	81.9
Dixon	50- 7	38	46	82.6
Kuchcinski	51-44	113	132	85.6
Randall	51-12	42	52	80.8
West	47-51	110	136	80.8
Shaver	52-35	67	88	76.1
Stinson	55-11	74	84	88.1
Stout	51-34	72	88	81.8
Hohl	31-50	119	142	83.8
Martz	43-54	83	108	76.8
Schneider	51-32	86	104	82.6
Manker	51-15	66	74	89.2
Walker	44-50	82	106	77.3
Baker	52-32	67	80	83.8

Won 28 — Lost 7 2443 3010 81.2

5. JOHN WALKER, Calif.—Qual. 521

Opponent	Score	R	SP	%
Toole	45-50	62	84	73.8
Knisley	50-41	52	64	81.2
Simmons	50-33	68	84	80.9
Potts	50-34	73	96	76.0
Snyder	51-21	59	70	84.3
Copeland	54-21	48	60	80.0
Randall	51-24	71	86	82.5
Rademacher	52-31	62	74	83.8
Dixon	50-33	51	72	70.8
Riffle	49-50	59	84	70.2
Latino	55-12	56	68	82.3
Shaver	53-28	57	74	77.0
Maison	34-52	49	76	64.5
Bestul	52- 5	53	62	85.4
Paglarini	54-32	70	86	81.3
Smith	49-50	81	106	76.4
Henton	55-44	108	126	85.7
Stinson	50-45	60	90	66.7
Allen	51-50	69	88	78.4
Isais	50-11	72	84	85.7
Hohl	30-52	93	114	81.5
McFarland	50-19	75	90	83.3
Stout	52-11	52	60	86.6
Gonzales	50-32	67	84	79.8
Kamman	52-33	56	74	75.7
Kabel	49-50	69	90	76.7
Pratt	51-10	45	54	83.3
Kuchcinski	35-50	57	82	69.5
Ostrander	51-38	64	84	76.2
West	36-52	108	128	84.3
Manker	50-26	57	74	77.0
Martz	50-37	84	104	80.7
Baker	52-45	58	82	70.7
Knauft	50-44	84	106	79.2
Schneider	50-15	41	48	85.4

Won 27 — Lost 8 2290 2908 78.7

6. WILBUR KABEL, Ohio—Qual. 546

Opponent	Score	R	SP	%
Stout	50-39	58	78	74.3
Kamman	38-50	64	92	69.6
Ostrander	54-10	51	58	87.9
McFarland	52-43	63	88	71.6
Latino	52-30	57	76	75.0
Smith	52-32	90	106	84.9
Paglarini	50-47	67	92	72.8
Riffle	50-45	74	94	78.7
Knisley	50-31	58	72	80.5
Toole	50-31	57	72	79.2
Dixon	51-12	47	58	81.0
Rademacher	50-13	40	50	80.0
Copeland	50-42	78	100	78.0
Henton	32-51	67	88	76.1
Pratt	50-28	63	82	76.8
Snyder	51-28	47	60	78.3
Allen	50-14	75	86	87.2
Baker	50-16	63	76	82.9
Shaver	52-23	59	76	79.7
Randall	51-33	47	68	69.1
Knauft	38-52	112	138	81.1
Simmons	37-51	92	118	77.9
Bestul	55-42	62	84	73.8
Schneider	50-41	85	108	78.7
Maison	53-21	52	64	81.2
Walker	50-49	69	90	76.7
Potts	54-20	46	56	82.2
Martz	50-44	100	118	84.7
Isais	36-52	55	80	68.7
Manker	50-44	68	90	75.5
Hohl	10-50	38	58	65.5
Gonzales	52-19	72	82	87.8
Stinson	53-14	50	60	83.3
West	39-51	69	96	71.9
Kuchcinski	42-51	78	100	78.0

Won 27 — Lost 8 2273 2912 78.1

7. GLEN HENTON, Ia.—Qual. 491

Opponent	Score	R	SP	%
Smith	52-32	58	74	78.4
Hohl	16-54	36	60	60.0
Rademacher	50-36	53	70	75.7
Gonzales	8-51	37	60	61.6
Schneider	50-47	52	72	72.2
Latino	52-20	57	74	77.0
Knauff	10-51	40	62	64.5
Stinson	51-44	79	100	79.0
Maison	50-44	67	86	77.9
Baker	25-50	56	78	71.8
Potts	50-32	50	66	75.7
Toole	41-50	73	96	76.0
Isais	50-49	90	116	77.5
Kabel	51-32	73	88	82.9
Bestul	50-41	52	74	70.3
Kuchcinski	16-51	57	78	73.1
Walker	44-55	104	126	82.5
Pratt	52-13	44	52	84.6
Knisley	50-15	41	52	78.8
West	51-42	70	92	76.1
Dixon	52-19	58	70	82.8
Martz	50-45	87	116	75.0
Allen	51-24	56	66	84.8
Shaver	52-13	56	64	87.5
Manker	41-50	46	68	69.6
Ostrander	50-31	67	90	74.4
Simmons	51-27	62	78	79.5
Copeland	54-34	70	88	79.5
Paglarini	52-28	55	68	80.9
Stout	51-29	64	80	80.0
Riffle	36-52	53	76	69.7
Snyder	54-16	40	50	80.0
Randall	50-25	35	50	70.0
Kamman	53-16	47	58	81.0
McFarland	50-28	49	62	79.0

Won 26 — Lost 9 2034 2665 76.3

8. DAVID BAKER, Mo.—Qual. 518

Opponent	Score	R	SP	%
Allen	50-35	56	72	77.8
Smith	42-53	55	82	67.1
Paglarini	51-19	61	76	80.3
Isais	40-52	52	74	70.3
Kamman	51-37	81	106	76.4
Dixon	50-35	72	92	78.3
McFarland	55-27	56	70	80.0
Bestul	50-28	55	72	76.4
Copeland	51-47	86	110	78.1
Henton	50-25	64	78	82.0
Maison	50-33	55	74	74.3
Stout	51-35	62	78	79.5
Latino	50-30	46	68	67.6
Rademacher	52-43	75	100	75.0
Simmons	30-52	61	84	71.4
Knisley	52-24	69	84	82.1
Riffle	49-51	80	106	75.4
Kabel	16-50	53	76	69.7
Toole	52-45	75	104	72.1
Potts	53-27	81	98	82.6
Kuchcinski	35-50	84	106	79.2
Randall	54- 3	28	32	87.5
Shaver	51-38	60	78	76.9
West	26-54	58	78	74.3
Snyder	51-21	44	68	73.3
Stinson	55-32	58	74	78.4
Ostrander	50-34	65	88	73.9
Hohl	18-55	38	58	65.5
Pratt	50-33	64	80	80.0
Gonzales	50-49	61	86	70.9
Schneider	50-39	73	96	76.0
Manker	52-31	59	76	77.6
Walker	45-52	57	82	69.5
Martz	19-52	47	68	69.1
Knauff	32-52	60	80	75.0

Won 24 — Lost 11 2151 2846 75.6

9. GLEN RIFFLE, Ohio—Qual. 488

Opponent	Score	R	SP	%
Knisley	51-47	78	106	73.6
Kuchcinski	24-50	56	78	71.8
Betul	50-39	69	94	73.4
West	32-52	65	86	75.6
Manker	30-50	54	82	65.9
Maison	51-41	73	94	77.6
Martz	45-50	77	100	77.0
Kabel	45-50	73	94	77.6
Latino	51-25	70	80	87.5
Walker	50-49	59	84	70.2
Isais	54-48	67	88	76.1
Allen	51-21	68	80	85.0
Potts	25-52	56	76	73.7
Stinson	50-36	64	82	78.0
Rademacher	24-50	46	68	67.6
Hohl	6 -51	25	48	52.1
Baker	51-49	81	106	76.4
Ostrander	50-31	50	66	75.7
Smith	52-43	67	94	71.3
Gonzales	31-51	59	80	73.7
Copeland	51-38	47	64	73.4
Knauff	28-51	50	72	81.9
Toole	51-47	65	96	67.7
Stout	50-35	70	98	71.4
Schneider	50-41	72	96	75.0
Pratt	55-55	33	52	63.5
Paglarini	51-49	66	88	75.0
Dixon	50-42	56	86	65.1
Simmons	39-50	72	98	73.5
Shaver	52-20	47	58	81.0
Henton	52-36	59	76	77.6
Randall	53-39	63	80	78.7
McFarland	51-34	41	62	66.1
Snyder	51-36	60	84	71.4
Kamman	51-11	44	54	81.4

Won 24 — Lost 11 2102 2850 73.8

10. CLYDE MARTZ, Pa.—Qual. 520

Opponent	Score	R	SP	%
Paglarini	47-52	44	68	64.7
Rademacher	54-45	62	82	76.8
Maison	31-51	65	90	72.2
Knisley	45-50	95	118	80.5
Randall	27-50	54	78	69.2
Ostrander	50-36	67	86	77.9
Riffle	50-45	79	100	79.0
Isais	51-13	63	74	85.1
Pratt	50-15	41	56	73.2
Kamman	55-26	73	86	84.9
Allen	52-38	64	84	76.2
Dixon	53-18	46	60	76.6
Toole	54-32	70	82	85.4
Potts	50-17	62	72	86.1
Latino	55- 9	34	40	85.0
Bestul	50-20	51	66	77.2
Snyder	50-14	42	54	77.8
West	23-50	70	90	77.8
Simmons	34-51	65	88	73.9
Smith	51-34	67	82	81.8
Stinson	50-42	100	126	79.6
Henton	45-50	86	116	74.1
Copeland	51- 5	55	58	94.8
Hohl	53-23	73	84	86.9
McFarland	55-22	48	62	77.4
Gonzales	21-51	58	80	72.5
Stout	51-14	40	50	80.0
Kabel	44-50	98	118	83.0
Shaver	51-23	42	54	77.8
Kuchcinski	38-50	66	86	76.7
Knauft	54-43	85	108	78.7
Walker	37-50	80	104	76.9
Schneider	50-21	62	74	86.1
Baker	52-19	58	68	85.3
Manker	20-52	35	62	56.4

Won 23 — Lost 12 2200 2806 78.4

11. Merlin Potts, Kan.—Qual. 510

Opponent	Score	R	SP	%
Randall	52-29	59	82	71.9
Schneider	28-54	57	82	69.5
Kamman	8 -51	26	50	52.0
Walker	34-50	69	96	71.8
Dixon	55-15	37	48	77.1
Hohl	10-50	44	64	68.7
Pratt	50-39	87	110	79.0
Knauft	35-51	84	106	79.2
Kuchcinski	15-50	55	76	72.4
Stout	51-45	53	72	73.6
Henton	32-50	44	66	66.6
West	50-45	85	108	78.7
Riffle	52-25	65	76	85.5
Martz	17-50	51	72	70.8
Snyder	50-19	54	64	84.4
Manker	54-24	64	76	84.2
Shaver	52-25	51	64	79.6
Toole	53-37	70	88	79.5
McFarland	52-27	48	62	77.4
Baker	27-53	71	98	72.4
Paglarini	51-43	59	80	73.7
Ostrander	50-47	70	94	74.4
Gonzales	25-51	35	54	64.8
Latino	50-27	54	70	77.1
Copeland	51-31	39	56	69.6
Allen	53-42	49	80	61.2
Kabel	20-54	34	56	60.7
Simmons	51-43	72	94	76.6
Stinson	52-24	47	64	73.4
Maison	50-19	42	52	80.8
Isais	50-47	70	92	76.1
Smith	42-52	74	100	74.0
Kuchcinski	52-24	57	74	77.0
Rademacher	50-39	69	86	80.2
Bestul	52-48	50	74	67.5

Won 23 — Lost 12 1995 2686 74.3

12. Jesse Gonzales, Calif.—Qual. 537

Opponent	Score	R	SP	%
Copeland	55-22	41	64	64.0
McFarland	50-12	60	68	88.2
Shaver	55-46	64	94	68.1
Henton	51- 8	51	60	85.0
Allen	47-50	97	120	80.8
Bestul	50-41	57	78	73.1
Latino	51-45	68	92	73.9
Kamman	52-40	67	86	77.9
Rademacher	51-30	78	94	83.0
Paglarini	52-41	55	76	73.7
Pratt	51-11	55	68	80.9
Isais	45-54	59	84	70.2
Ostrander	54-33	65	88	73.9
Snyder	51-17	44	56	78.6
Stout	54-20	45	56	80.3
Randall	51-29	60	78	75.9
Simmons	20-52	43	66	65.1
Knauft	35-50	78	98	84.7
Dixon	52-14	31	42	73.8
Riffle	51-31	65	80	81.2
Schneider	43-52	74	98	75.5
Maison	51-38	76	96	79.2
Potts	51-25	44	54	81.4
Walker	32-50	62	84	73.8
Toole	50-20	50	64	78.1
Martz	51-21	69	80	86.2
Knisley	51-27	68	86	79.1
Manker	15-54	46	72	63.9
Smith	40-50	73	100	73.0
Baker	49-50	59	86	68.6
West	48-50	90	110	81.8
Kabel	19-52	62	82	75.6
Kuchcinski	21-50	62	84	73.8
Stinson	51-17	43	54	79.6
Hohl	39-53	76	96	79.1

Won 22 — Lost 13 2137 2794 76.5

13. JERRY SCHNEIDER, Calif.—Qual. 521

Opponent	Score	R	SP	%
Maison	50-42	46	68	67.6
Potts	54-28	63	82	76.8
Allen	54-31	43	56	76.8
Bestul	52-38	59	80	73.7
Henton	47-50	51	72	70.8
Stout	52-37	83	104	79.8
Snyder	29-52	48	72	66.7
Knisley	40-52	58	78	74.3
Shaver	55-35	62	78	79.5
Randall	53-19	77	88	87.5
Paglarini	50-28	75	88	85.2
Ostrander	51-26	52	68	76.5
Simmons	51-26	52	68	76.5
Smith	35-51	67	90	74.4
Toole	52-14	46	54	85.2
Isais	50-29	61	76	80.3
McFarland	52-17	54	66	81.8
Hohl	24-52	54	74	73.0
Latino	51-24	80	96	83.3
Rademacher	41-51	76	100	76.0
Gonzales	52-43	77	98	78.5
Kamman	50-32	59	76	77.6
Pratt	50-36	61	80	76.2
Kabel	41-50	81	108	75.0
Riffle	41-50	69	96	76.9
Kuchcinski	16-51	51	72	70.8
Dixon	51-24	64	88	72.7
West	47-52	74	94	78.7
Copeland	52-30	61	78	78.2
Stinson	52-11	52	60	86.6
Baker	39-50	80	96	72.9
Knauff	32-51	81	104	77.8
Martz	21-50	52	74	72.2
Manker	52-27	60	74	81.0
Walker	15-50	30	48	67.5

Won 21 — Lost 14 2149 2804 76.6

14. RON SIMMONS, Calif.—Qual. 521

Opponent	Score	R	SP	%
Knauff	50-46	73	94	77.6
Pratt	51-28	30	48	62.5
Walker	33-50	62	84	73.8
Stout	47-51	70	94	74.4
Hohl	11-50	50	70	71.4
Randall	50-36	56	78	71.8
Stinson	50-38	99	128	77.3
Dixon	52- 9	45	56	80.3
McFarland	53-18	47	58	81.0
West	17-52	58	80	72.5
Manker	50-41	61	80	76.2
Kamman	44-52	81	102	79.4
Schneider	26-51	44	68	64.7
Copeland	38-51	55	82	67.1
Baker	52-30	68	84	80.9
Ostrander	52-30	56	76	71.8
Gonzales	52-20	53	66	80.3
Smith	28-52	63	82	76.8
Martz	51-34	69	88	74.8
Shaver	51-27	53	72	73.6
Isais	51-31	51	68	75.0
Kabel	51-37	96	118	81.3
Snyder	51-44	78	100	78.0
Rademacher	28-51	42	66	63.6
Kuchcinski	16-52	34	54	62.9
Knisley	19-52	42	66	63.6
Henton	27-51	55	78	70.5
Potts	43-51	70	94	74.4
Riffle	50-39	76	98	77.5
Bestul	46-52	62	86	72.1
Toole	54- 8	54	68	79.4
Maison	50-31	67	82	81.8
Latino	52- 8	36	46	78.3
Paglarini	51-29	64	78	82.8
Allen	51-33	54	76	71.0

Won 21 — Lost 14 2076 2768 75.0

15. FERNANDO ISAIS, Calif.—Qual. 514

Opponent	Score	R	SP	%
McFarland	50-44	53	82	64.6
Manker	51-43	71	104	68.8
Snyder	47-52	75	104	72.1
Baker	52-40	56	74	75.7
Copeland	50-20	54	70	77.1
Kuchcinski	9 -50	54	74	73.0
Ostrander	51-23	53	74	71.6
Martz	13-51	50	74	67.6
Hohl	15-51	47	66	71.2
Shaver	50-30	40	60	66.6
Riffle	48-54	65	88	73.9
Gonzales	54-45	62	84	73.8
Henton	49-50	87	116	75.0
Knauff	50-45	68	90	75.5
Kamman	51-14	44	52	84.6
Schneider	29-50	54	76	71.0
Stout	51-31	65	82	79.3
Allen	50-29	66	84	78.6
Randall	54-34	65	88	73.9
Walker	11-50	61	84	72.6
Simmons	31-51	45	68	66.2
Pratt	52-26	50	66	75.7
West	46-52	91	110	82.7
Maison	30-50	45	70	64.3
Dixon	50-27	36	56	64.3
Toole	52-40	59	78	75.6
Stinson	52-23	47	58	81.0
Paglarini	50-25	54	68	79.4
Kabel	52-36	60	80	75.0
Latino	51-34	51	74	68.9
Potts	47-50	68	92	73.9
Rademacher	51-33	63	90	70.0
Knisley	48-52	91	114	79.7
Bestul	54-24	49	66	74.2
Smith	32-50	46	70	65.7

Won 21 — Lost 14 2045 2786 73.4

16. RAY SMITH, Mich.—Qual. 512

Opponent	Score	R	SP	%
Henton	32-52	50	74	67.6
Baker	53-42	57	82	69.5
Randall	27-55	41	64	64.0
Knauff	32-54	68	90	75.5
Ostrander	51-25	54	68	79.4
Kabel	32-52	82	106	77.3
Shaver	51-31	60	80	75.0
Manker	52-33	62	78	79.5
Stinson	48-50	57	80	71.2
Dixon	34-50	55	90	61.1
Kamman	34-52	82	108	75.9
Hohl	42-50	87	110	79.0
Snyder	53-10	35	44	79.5
Schneider	51-35	71	90	78.9
McFarland	50-21	52	66	78.8
Walker	50-49	82	106	77.3
Copeland	52-11	33	44	75.0
Simmons	52-28	71	82	86.7
Riffle	43-52	65	94	69.1
Martz	34-51	62	82	75.6
Maison	54-25	50	64	78.1
Stout	36-51	61	84	72.6
Kuchcinski	28-52	55	74	74.3
Toole	25-50	50	72	69.4
Pratt	52-42	59	82	71.9
Paglarini	52-48	85	112	75.8
West	13-52	41	62	66.1
Latino	51-21	42	56	75.0
Gonzales	50-40	76	100	76.0
Allen	50-18	69	78	88.5
Rademacher	51-49	72	100	72.0
Bestul	55-33	50	72	69.4
Potts	24-52	48	74	64.9
Knisley	52-14	52	64	81.2
Isais	50-32	51	70	72.9

Won 20 — Lost 15 2127 2802 75.9

17. JIM KNISLEY, Ohio—Qual. 516

Opponent	Score	R	SP	%
Riffle	47-51	79	106	74.5
Walker	41-50	44	64	68.7
McFarland	50-23	43	60	71.6
Martz	50-45	95	118	80.5
Pratt	50-23	47	64	73.4
Stinson	31-52	71	102	69.2
Stout	50-48	58	88	65.9
Schneider	52-40	62	78	79.5
Kabel	31-50	52	72	72.2
Copeland	50-34	40	58	69.0
Snyder	51-31	49	72	68.0
Kuchcinski	23-51	55	76	72.4
Kamman	51-45	70	98	71.8
Manker	52-42	46	74	62.2
Randall	51-36	45	70	64.3
Baker	24-52	60	84	75.0
Dixon	51-32	42	64	67.2
Paglarini	52-30	64	86	74.4
Henton	15-50	31	52	59.6
Knauff	51-48	81	102	79.4
Latino	49-50	66	96	68.7
Shaver	50-10	42	52	80.8
Hohl	13-50	66	86	76.7
Allen	15-51	33	58	56.9
Ostrander	50-38	65	90	72.2
Simmons	52-19	53	66	80.3
Gonzales	27-51	61	86	70.9
Maison	43-52	61	84	72.6
West	22-54	55	80	68.7
Toole	55-40	59	84	70.2
Bestul	51-34	58	74	78.4
Potts	52-42	77	100	77.0
Isais	52-48	92	114	80.6
Smith	14-52	40	64	62.5
Rademacher	48-51	58	80	72.5

Won 20 — Lost 15 2020 2802 72.1

18. GERALD MAISON, Mich.—Qual. 500

Opponent	Score	R	SP	%
Schneider	42-50	44	68	64.7
Stout	31-50	52	80	65.0
Martz	51-31	72	90	80.0
Copeland	55-21	56	72	77.8
Stinson	44-50	70	96	72.9
Riffle	41-51	71	94	75.5
West	51-45	75	98	76.5
Pratt	50-37	45	64	70.3
Henton	44-50	67	86	77.9
Kuchcinski	7-55	45	68	66.2
Baker	33-50	50	74	67.6
McFarland	51-44	61	82	74.4
Walker	52-34	55	76	72.4
Ostrander	50-24	60	86	69.8
Knauff	34-52	42	66	63.6
Shaver	53-17	38	48	79.2
Hohl	18-52	67	88	76.1
Bestul	38-52	69	96	71.9
Manker	38-50	67	90	74.4
Dixon	50-9	32	48	66.7
Smith	25-54	41	64	64.0
Gonzales	38-51	72	96	75.0
Randall	53-12	44	58	75.9
Isais	50-30	49	70	70.0
Kabel	21-53	42	64	65.6
Rademacher	50-31	57	76	75.0
Snyder	31-51	64	92	69.6
Knisley	52-43	65	84	77.4
Kamman	52-33	55	74	74.3
Potts	19-50	32	52	61.5
Latino	55-29	45	66	68.2
Simmons	31-50	61	82	74.4
Paglarini	50-24	51	76	67.1
Allen	36-52	51	70	72.8
Toole	50-19	64	76	84.2

Won 16 — Lost 19 1931 2670 72.3

19. TED ALLEN, Colo.—Qual. 505

Opponent	Score	R	SP	%
Baker	35-50	49	72	68.0
Dixon	51-16	38	50	76.0
Schneider	31-54	35	56	62.5
Pratt	54-11	42	52	80.7
Gonzales	50-47	97	120	80.8
Snyder	51-29	80	96	83.3
Hohl	20-51	32	52	61.5
Shaver	52-15	39	54	72.2
Kamman	47-50	81	106	76.4
Stinson	52-33	66	84	78.6
Martz	38-52	59	84	70.2
Riffle	21-51	58	80	72.5
Knauff	30-55	47	74	62.2
Stout	54-38	55	80	68.7
Manker	50-25	58	72	80.5
Copeland	54-45	79	100	79.0
Kabel	14-50	62	86	72.1
Isais	29-50	61	84	72.6
Allen	40-51	65	88	75.9
Ostrander	41-50	57	86	66.3
Rademacher	40-50	75	102	73.5
Kucheinski	19-51	63	82	76.8
Henton	24-51	46	66	69.7
Knisley	51-15	44	58	75.9
West	41-51	51	74	68.9
Potts	42-53	44	80	55.0
McFarland	51-27	58	76	76.3
Bestul	51-43	56	80	70.0
Randall	51-26	44	56	75.0
Smith	18-50	59	78	75.6
Paglarini	31-50	37	60	61.6
Latino	52-27	38	54	70.4
Toole	32-53	30	62	48.3
Maison	52-36	56	70	80.0
Simmons	33-51	49	76	65.8

Won 15 — Lost 20 1919 2650 72.1

20. ART KAMMAN, Ariz.—Qual. 489

Opponent	Score	R	SP	%
Rademacher	52-41	51	76	67.1
Kabel	50-38	69	92	75.0
Potts	51- 8	40	50	80.0
Kucheinski	34-52	55	82	67.1
Baker	37-51	78	106	73.5
Toole	49-51	97	126	76.9
Manker	50-16	52	70	74.3
Gonzales	40-52	65	86	75.6
Allen	50-47	81	106	76.4
Martz	26-55	63	86	73.2
Smith	52-34	87	108	80.5
Simmons	52-44	84	102	82.3
Knisley	45-51	69	98	70.4
West	26-51	46	68	67.6
Isais	14-51	31	52	59.6
Stinson	36-53	39	66	59.0
Knauff	28-52	60	82	73.2
Shaver	35-50	51	84	60.8
Bestul	50-49	70	94	74.4
Hohl	21-50	45	66	68.2
Ostrander	51-22	50	62	80.6
Schneider	32-50	53	76	69.7
Paglarini	44-52	78	102	76.4
Copeland	39-50	75	96	78.1
Walker	33-52	50	74	67.6
Stout	55-12	49	62	79.0
Latino	55-15	47	60	78.3
Pratt	50-45	52	84	61.9
Maison	33-52	49	74	66.2
Dixon	50-13	37	48	77.1
Randall	24-50	44	70	62.8
McFarland	55-21	43	56	76.8
Snyder	50-32	63	90	70.0
Henton	16-53	34	58	58.6
Riffle	11-51	31	54	57.4

Won 15 — Lost 20 1988 2766 71.9

21. FLOYD TOOLE, Ark.—Qual. 501

Opponent	Score	R	SP	%
Walker	50-45	64	84	76.2
Copeland	51-13	57	68	83.8
Manker	50-39	86	108	78.7
Ostrander	49-52	80	110	72.7
West	39-50	99	120	82.5
Kamman	51-49	98	126	77.7
Kucheinski	39-52	70	92	76.1
Stout	34-52	60	86	69.8
Snyder	50-47	65	88	73.9
Kabel	31-50	50	72	69.4
Knauff	37-52	79	104	75.9
Henton	50-41	76	96	79.2
Martz	32-54	62	82	75.6
Shaver	51-43	57	82	69.5
Schneider	14-52	32	54	59.2
Dixon	55-35	55	76	72.4
Stinson	21-50	46	72	63.9
Potts	37-53	64	88	72.7
Baker	46-52	75	108	72.1
Pratt	47-52	62	88	70.4
Bestul	52-19	56	66	84.8
Hohl	44-50	79	106	74.5
Riffle	47-51	63	96	65.6
Smith	50-25	59	72	81.9
Gonzales	20-50	41	64	64.0
Isais	40-52	54	78	69.2
Randall	54-46	37	68	54.4
Rademacher	50-44	76	102	74.5
McFarland	51-16	35	46	76.0
Knisley	40-55	51	84	60.7
Simmons	8-54	40	68	58.8
Paglarini	43-50	51	76	67.1
Allen	53-32	35	62	56.4
Latino	51-22	43	64	67.2
Maison	19-50	55	76	73.7

Won 15 — Lost 20 2102 2928 71.8

22. FRANK STINSON, Minn.—Qual. 524

Opponent	Score	R	SP	%
Shaver	51-34	77	102	74.5
Snyder	55-46	72	102	69.2
Pratt	52-40	51	74	68.9
Randall	48-51	51	80	63.7
Maison	50-44	70	96	72.9
Knisley	52-31	78	102	76.4
Simmons	38-50	98	128	76.5
Henton	44-51	77	100	77.0
Smith	50-48	57	80	71.2
Allen	33-52	59	84	70.2
Copeland	50-31	45	62	72.7
Bestul	52-29	61	86	70.9
Dixon	52-45	56	82	68.3
Riffle	36-50	58	82	70.7
Ostrander	51-29	43	66	65.1
Kamman	53-36	44	66	66.6
Toole	50-21	54	72	75.0
Walker	45-50	60	90	66.7
Stout	52-38	48	68	70.6
McFarland	49-52	65	98	66.3
Martz	42-50	96	126	76.1
Paglarini	53-44	78	98	79.6
Rademacher	34-54	52	74	70.3
Manker	32-55	54	80	67.5
Latino	50-45	43	74	58.1
Baker	32-55	51	74	68.9
Isais	23-52	37	58	63.8
Knauff	11-55	60	84	71.4
Potts	24-52	39	64	60.9
Schneider	11-52	37	60	61.6
Kuchcinski	16-50	55	76	72.4
Hohl	15-50	34	56	60.7
Kabel	14-53	37	60	61.6
Gonzales	17-51	32	54	59.2
West	32-51	80	108	74.1

Won 15 — Lost 20 2009 2866 70.1

23. ANDY PAGLARINI, Minn.—Qual. 502

Opponent	Score	R	SP	%
Martz	52-47	45	68	66.1
Ostrander	26-50	31	58	53.4
Baker	19-51	49	76	64.5
Shaver	27-54	50	74	67.6
Kuchcinski	39-52	64	86	74.4
McFarland	51-48	59	84	70.2
Kabel	47-50	67	92	72.8
Copeland	50-19	49	58	84.5
Randall	50-36	51	72	70.8
Gonzales	41-52	51	76	67.1
Schneider	28-50	68	88	77.3
Snyder	39-51	63	92	68.5
Manker	52-44	53	76	69.7
Dixon	51-17	52	64	81.2
Walker	32-54	63	86	73.2
Pratt	51-23	60	80	75.0
West	22-51	54	72	75.0
Knisley	30-52	58	86	67.4
Knauff	31-50	51	74	68.9
Stout	50-18	57	76	75.0
Potts	43-51	56	80	70.0
Stinson	44-53	75	98	76.5
Kamman	52-44	83	102	81.3
Bestul	36-52	37	62	59.7
Hohl	15-52	39	62	62.9
Smith	48-52	85	112	75.8
Riffle	49-51	67	88	76.1
Isais	25-50	45	68	66.2
Henton	28-52	46	68	67.6
Rademacher	50-37	65	82	79.3
Allen	50-31	44	60	73.3
Toole	50-43	53	76	69.7
Maison	50-24	60	76	78.9
Simmons	29-51	57	78	73.1
Latino	50- 8	38	48	79.1

Won 14 — Lost 21 1945 2698 72.9

24. STAN MANKER, Ohio—Qual. 520

Opponent	Score	R	SP	%
Latino	50-22	45	58	77.6
Isais	43-51	68	104	65.4
Toole	39-50	81	108	75.0
Rademacher	53-26	64	82	78.0
Riffle	50-30	58	82	70.7
Shaver	43-51	57	82	69.5
Kamman	16-50	41	70	58.6
Smith	33-52	55	78	70.5
Stout	50-37	65	86	75.5
McFarland	51-36	52	70	74.2
Simmons	41-50	58	80	72.8
Pratt	32-52	58	80	72.5
Paglarini	44-52	50	76	65.8
Knisley	42-52	43	74	58.2
Allen	25-50	51	72	70.8
Potts	26-54	53	76	69.7
Randall	50-11	32	56	57.1
Kuchcinski	20-54	46	68	67.6
Maison	50-38	70	90	77.7
Bestul	54-48	73	94	77.6
West	38-52	89	114	78.0
Snyder	50-35	52	70	74.3
Ostrander	51-43	49	76	64.4
Stinson	55-32	62	80	77.5
Henton	50-41	49	68	72.0
Hohl	24-52	33	56	58.9
Copeland	39-53	50	84	59.5
Gonzales	54-15	59	72	81.9
Dixon	43-51	40	62	64.5
Kabel	44-50	65	90	72.2
Walker	26-50	50	74	67.5
Baker	31-52	50	76	65.8
Knauff	15-51	53	74	71.6
Schneider	27-52	51	74	68.9
Martz	52-20	46	62	74.2

Won 14 — Lost 21 1918 2719 70.6

25. JOHN RADEMACHER, Fla.—Qual. 515

Opponent	Score	R	SP	%
Kamman	41-52	49	76	64.5
Martz	45-54	59	82	71.9
Henton	36-50	48	70	68.6
Manker	26-53	57	82	69.5
Stout	22-51	45	68	66.2
West	34-51	61	82	74.4
Copeland	45-51	72	102	70.5
Walker	31-52	55	74	74.3
Gonzales	30-51	71	94	75.5
Ostrander	51-41	69	94	73.4
Randall	18-51	38	66	57.6
Kabel	13-50	28	50	56.0
McFarland	51-22	45	56	80.3
Baker	43-52	71	100	71.0
Riffle	50-24	55	68	80.9
Knauff	29-50	43	66	65.1
Pratt	51-21	38	48	79.2
Latino	54-34	56	80	70.0
Snyder	50-27	51	66	77.2
Schneider	51-41	78	100	78.0
Allen	50-40	80	102	78.4
Dixon	50-40	59	84	70.2
Stinson	54-34	60	74	81.1
Simmons	51-28	50	66	75.7
Shaver	50-23	50	64	78.1
Maison	31-50	51	76	67.1
Hohl	15-52	37	60	61.6
Toole	44-50	74	102	72.5
Kuchcinski	14-54	43	64	67.2
Paglarini	37-50	60	82	73.2
Smith	49-51	72	100	72.0
Isais	33-51	64	90	71.1
Bestul	39-54	50	78	64.1
Potts	39-50	65	86	75.6
Knisley	51-48	58	80	72.5

Won 13 — Lost 22 1962 2732 71.8

26. JAMES OSTRANDER, Mich.—Qual. 484

Opponent	Score	R	SP	%
Hohl	15-50	42	68	61.8
Paglarini	50-26	40	58	69.0
Kabel	10-54	35	58	60.3
Toole	52-49	81	110	73.6
Smith	25-51	45	68	66.2
Martz	36-50	62	86	72.1
Isais	23-51	46	74	62.2
Latino	50-42	64	92	69.6
Knauff	23-51	41	64	64.0
Rademacher	41-51	64	94	68.1
West	31-52	65	90	72.2
Schneider	26-51	42	68	61.8
Gonzales	33-54	60	88	68.2
Maison	24-50	53	86	61.6
Stinson	29-51	38	66	52.6
Simmons	30-52	50	76	65.8
Bestul	50-34	37	54	68.5
Riffle	31-50	43	66	65.1
Kuchcinski	6-54	19	36	52.8
Allen	50-41	59	86	58.1
Kamman	22-51	41	62	66.1
Potts	47-50	68	94	72.3
Manker	43-51	48	76	63.1
McFarland	51-21	43	60	71.6
Knisley	38-50	62	90	68.9
Henton	31-50	62	90	68.9
Baker	34-50	61	88	69.3
Snyder	51-26	44	60	73.3
Walker	38-51	62	84	73.8
Randall	54-16	37	50	74.0
Pratt	51-24	31	48	64.6
Shaver	50-20	38	58	65.5
Dixon	53-48	60	90	66.7
Stout	53-33	65	84	77.4
Copeland	47-51	46	78	59.0

Won 12 — Lost 23 1754 2600 67.5

27. JONAS SNYDER, Calif.—Qual. 491

Opponent	Score	R	SP	%
Bestul	55-22	53	72	73.6
Stinson	46-55	70	102	68.6
Isais	52-47	76	104	73.1
Hohl	22-54	44	64	68.7
Walker	21-51	48	70	68.6
Allen	29-51	73	96	76.0
Schneider	52-29	55	72	76.4
West	10-52	41	68	60.3
Toole	47-50	62	88	70.4
Knauff	10-50	43	64	67.2
Knisley	31-51	42	72	58.3
Paglarini	51-39	65	92	70.6
Smith	10-53	22	44	50.0
Gonzales	17-51	33	56	58.9
Potts	19-50	44	64	68.7
Kabel	28-51	40	60	66.6
Martz	14-50	31	54	57.4
Stout	53-31	52	72	72.2
Rademacher	27-50	45	66	77.2
Kuchcinski	2-55	41	64	64.0
Pratt	51-42	62	88	72.0
Simmons	44-51	77	100	77.0
Manker	35-50	47	70	67.1
Dixon	52-32	48	72	66.7
Baker	21-51	34	60	56.6
Shaver	53-44	43	70	61.3
Maison	51-31	69	92	75.0
Ostrander	26-51	36	60	60.0
Latino	52-36	45	68	66.2
Copeland	49-50	58	92	63.0
McFarland	52-24	42	62	67.7
Henton	16-54	28	50	56.0
Kamman	32-50	60	90	66.7
Riffle	36-51	56	84	66.7
Randall	54-48	51	82	62.1

Won 12 — Lost 23 1736 2584 67.2

28. ANSIL COPELAND, Ohio—Qual. 484

Opponent	Score	R	SP	%
Gonzales	22-55	32	64	50.0
Toole	13-51	47	68	69.1
Kuchcinski	13-54	59	80	73.7
Maison	21-55	45	72	62.5
Isais	20-50	46	70	65.7
Walker	21-54	38	60	63.3
Rademacher	51-45	74	102	72.5
Paglarini	19-50	39	58	67.2
Baker	47-51	86	110	78.1
Knisley	34-50	35	58	60.3
Stinson	31-50	37	62	59.7
Knauff	15-53	51	72	70.8
Kabel	42-50	74	100	74.0
Simmons	51-38	59	82	71.9
Hohl	30-52	64	86	74.5
Allen	45-54	76	100	76.0
Smith	11-52	20	44	45.4
Randall	53-33	50	74	67.6
West	52-43	63	84	75.0
Latino	50-36	53	74	71.6
Riffle	38-51	43	64	67.2
Bestul	51-42	60	80	75.0
Martz	5 -51	39	58	67.2
Kamman	50-39	79	96	82.3
Potts	31-51	34	56	60.7
McFarland	45-51	56	84	66.7
Manker	53-39	54	84	64.2
Henton	34-54	63	88	71.6
Schneider	30-52	53	78	67.9
Snyder	50-49	61	92	66.3
Shaver	39-55	43	70	61.4
Stout	33-50	60	88	68.2
Pratt	51-32	50	70	71.4
Dixon	48-50	70	102	68.6
Ostrander	51-47	47	78	60.3

Won 11 — Lost 24 1860 2708 68.7

29. RALPH RANDALL, Calif.—Qual. 492

Opponent	Score	R	SP	%
Potts	29-52	53	82	64.6
West	28-51	46	70	65.7
Smith	55-27	50	64	78.1
Stinson	51-48	54	80	67.5
Martz	50-27	62	78	79.5
Simmons	36-50	52	71	66.7
Walker	24-51	62	86	72.1
Kuchcinski	7 -52	29	50	58.0
Paglarini	36-50	47	72	65.3
Schneider	19-53	65	88	73.9
Rademacher	51-18	49	66	74.2
Latino	53-37	48	78	61.5
Bestul	52-36	68	88	77.3
Hohl	35-51	43	66	65.1
Knisley	36-51	41	70	58.6
Gonzales	29-51	54	78	69.2
Manker	11-50	32	56	57.1
Copeland	33-53	50	74	67.6
Isais	34-54	59	88	67.0
Kabel	33-51	41	68	60.3
Stout	33-52	43	70	62.8
Baker	3 -54	12	32	37.5
Maison	12-53	31	58	53.4
Pratt	51-31	46	66	69.7
Knauff	12-51	29	52	55.8
Dixon	54-31	52	80	65.0
Toole	46-54	36	68	52.9
Shaver	27-50	33	62	53.2
Allen	26-51	33	56	55.3
Ostrander	16-54	24	50	48.0
Kamman	50-24	51	70	72.8
Riffle	39-53	58	80	72.5
Henton	25-50	28	50	56.0
McFarland	50-43	47	78	60.2
Snyder	48-54	48	82	58.5

Won 10 — Lost 25 1576 2434 64.7

30. JACK STOUT, Ill.—Qual. 482

Opponent	Score	R	SP	%
Kabel	39-50	55	78	70.5
Maison	50-31	59	80	73.7
West	30-50	57	78	73.1
Simmons	51-47	71	94	75.5
Rademacher	51-22	53	68	77.9
Schneider	37-52	77	104	74.0
Knisley	48-50	59	88	69.0
Toole	52-34	66	86	76.7
Manker	37-50	61	86	70.9
Potts	45-51	52	72	72.2
Hohl	22-52	69	88	78.4
Baker	35-51	57	78	73.1
Kuchcinski	4 -51	20	38	52.6
Allen	38-54	47	80	58.7
Gonzales	20-54	34	56	60.7
Latino	55-30	50	72	69.4
Isais	31-51	59	82	71.9
Snyder	31-53	45	72	62.5
Stinson	38-52	44	68	64.7
Paglarini	18-50	48	76	63.2
Randall	52-33	51	70	72.8
Smith	51-36	66	84	78.6
Walker	11-52	38	60	63.3
Riffle	35-50	68	98	62.2
Bestul	34-51	60	84	71.4
Kamman	12-55	36	62	58.0
Martz	14-51	28	50	56.0
McFarland	23-52	40	62	64.5
Knauff	34-51	67	88	76.1
Henton	29-51	57	80	71.2
Dixon	51-14	40	52	76.9
Copeland	50-33	65	88	73.9
Shaver	42-52	47	78	60.2
Ostrander	33-53	58	84	69.0
Pratt	42-50	43	66	65.1

Won 9 — Lost 26 1847 2652 69.6

31. CURT BESTUL, Wis.—Qual. 511

Opponent	Score	R	SP	%	Opponent	Score	R	SP	%	Opponent	Score	R	SP	%
Snyder	22-55	43	72	59.7	Stinson	34-51	70	102	68.6	Isais	44-50	50	82	61.0
Knauff	21-52	36	60	60.0	Latino	52-31	41	60	68.3	Gonzales	12-50	47	68	69.1
Riffe	39-50	67	94	71.3	Gonzales	46-55	62	94	65.9	Knisley	23-50	35	60	58.3
Schneider	38-52	55	80	68.7	Paglarini	54-27	59	74	79.7	Kabel	43-52	61	88	69.3
Shaver	47-50	53	76	69.7	Bestul	50-47	53	76	69.7	Knauff	19-52	39	64	60.9
Gonzales	41-50	55	78	70.5	Manker	51-43	60	82	71.9	Paglarini	48-51	57	84	67.8
Dixon	52-38	47	72	65.3	Smith	31-51	53	80	66.2	Baker	27-55	46	70	65.7
Baker	28-50	48	72	66.7	Allen	15-52	29	54	53.7	Hohl	16-50	48	68	70.6
West	46-50	71	94	75.5	Schneider	35-55	55	78	70.5	Simmons	18-53	36	58	62.1
Pratt	52-33	53	76	69.7	Isais	30-50	33	60	55.0	Manker	36-51	47	70	67.1
McFarland	51-47	52	80	65.0	Kuchcinski	12-51	36	58	62.1	Bestul	47-51	49	80	61.2
Stinson	29-52	52	86	60.5	Walker	28-53	49	74	66.2	Maison	44-51	59	82	71.9
Randall	36-52	63	88	71.6	Hohl	9-52	27	50	54.0	Rademacher	22-51	36	56	64.3
Walker	5-52	36	62	58.0	Toole	43-51	56	82	68.3	Kuchcinski	11-51	27	48	56.2
Henton	41-50	50	74	67.6	West	12-50	34	58	58.6	Smith	21-50	43	66	65.1
Martz	20-50	39	66	59.0	Maison	17-53	26	48	54.2	West	11-54	29	50	58.0
Ostrander	34-50	32	54	59.2	Potts	25-52	43	64	67.2	Schneider	17-52	40	66	60.6
Maison	52-38	74	96	77.1	Kamman	50-35	53	84	63.1	Dixon	52-24	48	66	72.7
Kamman	49-50	70	94	74.4	Kabel	23-52	50	74	67.6	Potts	27-52	39	62	62.9
Manker	48-54	71	94	75.5	Simmons	27-51	46	72	63.9	Stinson	52-49	66	98	67.3
Toole	19-52	45	66	68.2	McFarland	40-51	45	72	62.5	Shaver	51-40	48	72	66.7
Copeland	42-51	57	80	71.2	Knisley	10-50	30	52	57.7	Walker	19-50	65	90	72.2
Kabel	42-55	58	84	69.0	Baker	38-51	56	78	71.8	Latino	50-48	56	94	59.6
Paglarini	52-36	44	62	70.7	Henton	13-52	42	64	65.6	Ostrander	21-51	32	60	53.3
Stout	51-34	65	84	77.4	Rademacher	23-50	41	64	64.0	Martz	22-55	36	62	58.0
Latino	46-51	54	84	64.3	Snyder	44-53	40	70	57.1	Copeland	51-45	57	84	67.8
Kuchcinski	19-50	43	64	67.2	Knauff	35-52	63	88	71.6	Allen	27-51	50	76	65.8
Allen	43-51	53	80	66.2	Randall	50-27	40	62	64.5	Stout	52-23	50	62	80.6
Hohl	6-50	23	42	54.8	Martz	23-51	33	54	61.1	Toole	16-51	24	46	52.2
Simmons	52-46	63	86	73.2	Riffe	20-52	36	58	62.1	Pratt	55-41	52	84	61.9
Knisley	34-51	52	74	70.3	Copeland	55-39	48	70	68.6	Snyder	24-52	34	62	54.8
Smith	33-55	43	72	59.7	Ostrander	20-50	26	58	44.8	Kamman	21-55	31	56	55.3
Rademacher	54-39	55	78	70.5	Stout	52-42	50	78	64.1	Riffe	34-51	36	62	58.0
Isais	24-54	40	66	60.6	Pratt	18-55	25	48	52.1	Randall	43-50	45	78	57.7
Potts	48-52	50	74	67.6	Dixon	30-50	35	56	62.5	Henton	28-50	42	62	67.7
Won 8 —	Lost 27	1812	2664	68.0	Won 8 —	Lost 27	1545	2396	64.5	Won 7 —	Lost 28	1560	2416	64.6

32. NED SHAVER, Calif.—Qual. 485

33. ED. MCFARLAND, Calif.—Qual. 490

34. DALE DIXON, Iowa—Qual. 487

Opponent	Score	R	SP	%
West	10-50	30	56	53.6
Allen	16-51	26	50	52.0
Hohl	6-54	26	48	54.2
Latino	52-18	39	56	69.6
Potts	15-55	23	48	47.9
Baker	35-50	68	92	73.9
Bestul	38-52	44	72	61.6
Simmons	9-52	31	56	55.3
Walker	33-50	46	72	63.9
Smith	50-34	60	90	66.7
Kabel	12-51	35	58	60.3
Martz	18-53	35	60	58.3
Stinson	45-52	56	82	68.3
Paglarini	17-51	41	64	64.0
Kuchcinski	6-55	16	38	42.1
Toole	35-55	48	76	63.2
Knisley	32-51	38	64	59.3
McFarland	24-52	38	66	57.6
Gonzales	14-52	19	42	45.2
Maison	9-50	18	48	37.5
Henton	19-52	47	70	67.1
Rademacher	40-50	53	84	63.1
Knauft	7-50	24	46	52.2
Snyder	32-52	43	72	59.7
Isais	27-50	28	56	50.0
Randall	31-54	45	80	56.2
Schneider	24-51	56	88	63.6
Riffle	42-50	54	86	62.8
Manker	51-43	42	62	67.7
Kamman	13-50	24	48	50.0
Stout	14-51	27	52	51.9
Pratt	50-48	51	86	59.3
Ostrander	48-53	58	90	64.4
Copeland	50-48	68	102	66.6
Shaver	50-30	42	56	75.0

Won 6 — Lost 29 1399 2316 60.4

35. JOHN PRATT, Calif.—Qual. 480

Opponent	Score	R	SP	%
Kuchcinski	17-52	37	62	59.7
Simmons	28-51	22	48	45.8
Stinson	40-52	47	74	63.5
Allen	11-54	28	52	53.8
Knisley	23-50	38	64	59.3
Knauft	20-52	38	60	63.3
Potts	39-50	84	110	76.3
Maison	37-50	40	64	62.5
Martz	15-50	30	56	53.6
Bestul	33-52	47	76	61.8
Gonzales	11-51	43	68	63.2
Manker	52-32	65	80	81.2
West	10-50	36	56	64.3
Latino	12-51	25	44	56.8
Kabel	28-50	57	82	69.5
Paglarini	23-51	49	80	61.2
Rademacher	21-51	28	48	58.3
Henton	13-52	30	52	57.7
Hohl	17-51	110	62	64.5
Toole	52-47	63	88	71.6
Snyder	42-51	60	88	68.2
Isais	26-52	42	66	63.6
Schneider	36-50	55	80	68.7
Randall	31-51	41	66	62.1
Smith	42-52	57	82	69.5
Riffle	26-55	23	52	44.2
Walker	10-51	31	54	57.4
Kanaman	45-50	52	84	61.9
Baker	33-50	58	80	72.5
McFarland	41-55	47	84	55.9
Ostrander	24-51	22	48	45.8
Dixon	48-50	49	86	57.0
Copeland	32-51	42	70	60.0
Shaver	55-18	36	48	75.0
Stout	50-42	46	66	69.7

Won 4 — Lost 31 1508 2380 63.4

36. MONTY LATINO, Calif.—Qual. 502

Opponent	Score	R	SP	%
Manker	22-50	36	58	62.1
Shaver	31-52	34	60	56.6
Knauft	17-51	45	68	66.2
Dixon	18-52	28	56	50.0
Kabel	30-52	49	76	63.1
Henton	20-52	46	74	62.2
Gonzales	45-51	67	92	72.8
Ostrander	42-50	61	92	66.3
Riffle	25-51	62	80	77.5
Hohl	25-51	62	90	68.9
Walker	12-55	42	68	61.8
Randall	37-53	44	78	56.4
Baker	30-50	40	68	58.8
Pratt	51-12	38	44	86.4
Martz	9-55	18	40	45.0
Stout	30-55	43	72	59.7
Kuchcinski	10-50	31	54	57.4
Rademacher	34-54	48	80	60.0
Schneider	24-51	71	96	73.9
Copeland	36-50	50	74	67.6
Knisley	50-49	67	96	69.8
West	10-50	28	52	53.8
McFarland	48-50	57	94	60.6
Potts	27-50	46	70	65.7
Stinson	45-50	42	74	56.7
Bestul	51-46	56	84	66.7
Kamman	15-55	34	60	56.6
Smith	21-51	32	56	57.1
Snyder	36-52	38	68	55.9
Isais	34-51	46	74	62.2
Maison	29-55	36	66	54.5
Allen	27-52	29	54	53.7
Simmons	8-52	22	46	47.8
Toole	22-51	35	64	54.6
Paglarini	8-50	24	48	50.0

Won 3 — Lost 32 1507 2432 62.0

Art Holter Grabs Intermediate Crown

Art Holter of Minnesota won the Intermediate title for players between 60 and 65 by winning all seven games thereby succeeding Winnie Winetrout who had won the title the previous two years and "graduated" to the Senior division. Abe Austin of Illinois placed second. Californians Harry Morse and Artie Gates won the Intermediate Class B and C titles.

CHAMPIONSHIP

	W	L	R	SP	%
Art Holter, Minneapolis, Minn.	7	0	276	426	64.8
Abe Austin, Oak Park, Ill.	6	1	313	516	60.7
Herb Piddee, Seattle, Wash.	4	3	280	458	61.1
Ernie Knorp, Galeta, Calif.	4	3	296	488	60.7
Levi Miller, Sarasota, Fla.	3	4	242	442	54.8
Louis Dean, Pomona, Calif.	2	5	299	518	57.7
Julius Johnson, Minneapolis, Minn.	2	5	247	456	54.2
Fred Burkhardt, San Gabriel, Calif.	1	6	164	380	43.2

CLASS B

	W	L	%
H. Morse, Calif.	5	0	55.5
O. S. Plott, La.	3	2	50.7
S. Libatique, Calif.	3	2	50.0
L. Davis, Texas	2	3	50.0
N. Shepherd, Mich.	2	3	43.0
L. Jacobs, Mich.	0	5	42.8

CLASS C

	W	L	%
A. Gates, Calif.	5	0	50.8
W. Meador, Ohio	4	1	45.0
J. Lambert, Ohio	3	2	30.2
L. La Brosse, Minn.	2	3	34.1
R. Baker, Calif.	1	4	30.0
B. Reynolds, Kan.	0	5	26.4



Above: Left to right, Art Holter, champion, Minnesota; NHPA president, Ralph Dykes, and Abe Austin, Illinois, runner-up.

Henry Durr Wins Class C Championship

Henry Durr of Los Angeles made a clean sweep of all his games in both the preliminaries and the finals to annex Class C in the 1970 World Tourney. Another Californian, Stan Hilton of Burbank, a former Utah player, was runner-up.

Other group winners in the preliminaries besides Durr were Lloyd Frederickson of Wayzata, Minnesota, Keith Baker of Des Moines, Iowa and Herb Criss of Bremerton, Washington. Frederickson and Ottie Reno of Lucasville, Ohio won their way to the finals in a three way playoff with Harold Wolfe of Cedarville, Ohio.

CHAMPIONSHIP

	W	L	R	SP	%
Henry Durr, Los Angeles, Calif.	7	0	273	392	69.6
Stan Hilton, Burbank, Calif.	5	2	252	438	57.5
Ralph Bennett, London, Ohio	5	2	264	476	55.5
Lloyd Frederickson, Wayzata, Minn.	4	3	238	428	55.6
Herb Criss, Bremerton, Wash.	3	4	272	460	59.1
Ottie Reno, Lucasville, Ohio	3	4	263	448	58.3
Keith Baker, Des Moines, Iowa	1	6	243	438	55.5
Carl Davis, Provo, Utah	0	7	198	396	50.0

Henry Durr — (Continued)

PRELIMINARIES

GROUP 1	W	L	%	GROUP 2	W	L	%
H. Criss, Wash.	7	0	67.2	H. Durr, Calif.	7	0	64.9
C. Davis, Utah	6	1	55.1	R. Bennett, Ohio	6	1	54.2
C. Chapelle, Ore.	5	2	61.2	W. McNally, Calif.	5	2	58.6
W. Cork, Nevada	3	4	58.8	L. Gayet, Calif.	4	3	48.1
D. Riffle, Ohio	2	5	46.0	L. Mahlstedt, Calif.	2	5	48.1
D. Shubert, Calif.	2	5	45.0	G. Alexander, Wash.	2	5	47.6
A. Cauchon, Calif.	2	5	41.6	M. Jones, Calif.	1	6	43.0
W. Berg, Calif.	1	6	50.2	G. Brown, Calif.	1	6	37.0
GROUP 3	W	L	%	GROUP 4	W	L	%
K. Baker, Iowa	7	0	59.8	L. Frederickson, Minn.	5	2	59.7
S. Hilton, Calif.	5	2	56.0	O. Reno, Ohio	5	2	59.7
R. Rambo, Ind.	4	3	58.8	H. Wolfe, Ohio	5	2	59.8
R. Miller, Ore.	3	4	59.7	C. Tucker, Calif.	4	3	59.7
R. Lavalleur, Fla.	3	4	49.3	D. Curry, Idaho	4	3	56.1
H. McCoskey, Ind.	2	5	53.6	B. Chapelle, Ore.	3	4	54.2
W. Van Egdom, Wash.	2	5	48.4	H. Vin Sant, Calif.	1	6	55.6
P. Shafer, Mich.	2	5	50.4	L. Olfert, Minn.	1	6	49.4

Bill Holland Takes Junior Title Back To Indiana

Another great Junior tournament saw left handed Bill Holland of Indianapolis take the World title back home again to Indiana, thereby replacing another southpaw from the Hoosier state, Mark Seibold of Huntington who won the tourney last year at Erie but placed only third this year.

It was a great tourney all the way which captured the interest of the fans, and records galore fell before the ringer onslaught of the youngsters.

Little 10 year old Walter Ray Williams of Eureka, California won the hearts of the fans with his unexpected second place finish and truly great pitching. He led the qualifiers with 45 ringers and 140 points in 50 shoes, every shoe being in count and only one ringer and one point shy of Mark Seibold's World record established last year at Erie.

Little "deadeye" Walter Ray then dropped his first game to the new champion 46-55, won a come from behind, cliff-hanger, 50-45 in his next tilt and proceeded to win all remaining games, including two close ones with former champions Mark Seibold and Farron Eisemann in his last two games. The little fellow averaged 78.7 overall and his 507 ringers and 644 shoes pitched in the seven games were both all time records for Junior play.

Bill Holland, the new champ, is only 15 and will be back again next year. He finished his first game with 22 consecutive ringers to pull it out of the fire and then went on to a clean sweep for the title. He qualified with 45 ringers and 139 points in 50 shoes. His high run of consecutive ringers in round robin play was 28.

Mark Seibold, champion in both 1969 and 1966 bowed out of Junior play with a record smashing 83.9 ringer average for seven games and an all time single game high of 44 ringers in 48 pitches for 91.7. Only against Holland did he drop below 80 percent.

The Seibold-Webber duel was a record breaking classic. They tossed nine consecutive "four deads" early in the game and followed that with ten straight later. Their combined ringer average was 84.45, an all time record with 106 and 100 ringers in 122 shoes.

Seibold's 42 consecutive ringers, 34 at the end of his first game and eight at the start of the second round was another new record.

Farron Eisemann of Wyoming, Junior champ in 1967 and 1968, changed from a "flip" to a one and a quarter turn this year and placed fifth. He has one more year remaining in Junior play.

Bill Holland Takes — (Continued)

Class B was won by Paris Seibold for the second straight year and there was also another Holland boy in that class.

JUNIOR CHAMPIONSHIP

	W	L	R	SP	%
Bill Holland, Indianapolis, Indiana	7	0	419	526	79.7
Walter Ray Williams, Eureka, California	6	1	507	644	78.7
Mark Seibold, Huntington, Indiana	5	2	502	598	83.9
Mike Webber, Hoquiam, Washington	4	3	406	534	76.0
Farron Eisemann, Riverton, Wyoming	3	4	369	524	70.4
Jerry Anthony, Arcanum, Ohio	2	5	283	450	62.9
Byron Cork, Las Vegas, Nevada	1	6	197	370	53.2
Jerry LaBrosse, Hibbing, Minnesota	0	7	215	382	56.3

CLASS B


	W	L	%
P. Seibold, Ind.	5	0	57.5
E. Fouts, Colo.	4	1	45.0
W. Charnow, Calif.	2	3	43.7
M. Holland, Ind.	2	3	40.1
D. Bestul, Wis.	1	4	37.2
R. Towne, N. Mex.	1	4	36.1

CLASS C

	W	L	%
K. Turner, Calif.	5	0	46.3
J. Smith, Mich.	4	1	38.3
M. Gibson, Ill.	2	3	30.0
D. Riffle, Ohio	2	3	27.5
A. Vin Sant, Calif.	1	4	20.2
J. Williams, Calif.	1	4	20.0

CLASS D — First, Greg Vowell, Santa Ana, Calif. 24.0% ringers; second, Joe Lation, Sacramento, Calif.; third, Rodney Bennett, London, Ohio.

TED ALLEN HORSESHOES



Exclusively designed by Ted Allen in 1938 with all its features, the side notch and weighted ends, included. First to introduce hard points and hooks. At once it became a leading shoe for 29 years. Figured in the top records of all states and in the National tournament.

So far ahead of its time that finally, recently, other manufacturers admitted it by trying to copy it.

Ted used it, traveling year round for 33 of the 37 years in all kinds of show business, including the tops of three nations. A truly lifetime career.

THE RELIABLE SHOE. You can't be wrong in trying them.

Write for details

1045 LINDEN AVENUE

BOULDER, COLORADO 80302

Harold Anthony Takes Class "B" Title

Harold Anthony of Arcanum, Ohio, a member of the Darke County Club which won the 1972 World Tournament bid, captured the Class B bunting with a 50-49 come from behind win in his final game with Del Wright of Indiana who finished second.

Midwest players dominated Class B. Nelson Vogel of Illinois was third, being edged from the runner-up spot by ringer percentage and Walt Wilhoite of Indiana placed fourth.

In the preliminaries, Wright tossed 38 ringers in 42 shoes for a high single game percentage of 90.5. The champion, Harold Anthony tossed overall averages of 72.3 percent in the preliminaries and 73.1 in the finals. Al Lord of Maine won a playoff from Eston Brown of California to gain the finals.

CHAMPIONSHIP

	W	L	R	SP	%
Harold Anthony, Arcanum, Ohio	7	0	358	490	73.1
Del Wright, Columbia City, Indiana	5	2	340	510	66.7
Nelson Vogel, Manito, Illinois	5	2	329	518	63.5
Walt Wilhoite, Lebanon, Indiana	4	3	301	474	63.5
Bill Foss, Tacoma, Washington	3	4	266	418	63.6
Frank Esperanza, Oxnard, California	2	5	315	498	63.3
Jim Wilcoxon, Parkersburg, West Virginia	2	5	322	582	60.5
Al Lord, Mechanics Falls, Maine	0	7	305	500	61.0

PRELIMINARIES

GROUP 1				GROUP 2			
	W	L	%		W	L	%
H. Anthony, Ohio	6	1	72.8	J. Wilcoxon, W. Va.	7	0	65.2
A. Lord, Maine	5	2	68.8	N. Vogel, Ill.	6	1	63.6
E. Brown, Calif.	5	2	66.0	D. Maroon, Ill.	4	3	61.1
M. Burgess, Tex.	4	3	60.1	W. Rehard, Wash.	3	5	58.4
J. Lenard, Mich.	3	4	62.5	W. Holland, Ind.	3	4	53.2
J. Anzaldi, Minn.	2	5	63.1	E. Winston, Mo.	2	5	58.1
S. Jensen, Calif.	2	5	55.4	P. Mosbrucker, N.D.	2	5	53.2
C. Young, Ohio	1	6	61.1	S. Puopolo, Calif.	1	6	51.4
GROUP 3				GROUP 4			
	W	L	%		W	L	%
D. Wright, Ind.	7	0	70.0	W. Wilhoite, Ind.	6	1	70.7
F. Esperanza, Calif.	5	2	64.9	B. Foss, Wash.	6	1	64.6
L. Anderson, Calif.	4	3	63.3	C. Cummins, Calif.	5	2	63.8
J. Balzer, Calif.	3	4	61.7	V. Zelmar, Calif.	3	4	60.4
A. Richardson, Ore.	3	4	61.3	R. Dean, Va.	3	4	55.0
V. Beard, Calif.	3	4	58.9	E. West, Wash.	2	5	59.6
J. Kuchcinski, Pa.	3	4	58.9	T. Towne, Nev.	2	5	56.6
W. Backer, Utah	0	7	51.4	H. Morrison, Calif.	1	6	59.1

Paxton Senior King For Fifth Year

John Paxton of Iowa seems to have a lock on the Senior title for men over 65. He became king of the division again for the fifth time in a row, winning all seven of his games easily with a ringer average of 66.2. John is 73 and shows no signs of slowing his ringer tossing pace.

Bill Jones of California was runner-up and former Intermediate champs, Winetrout of Washington and Wayne Winston of Missouri placed third and fourth.

Joe Foster of Nebraska, also 73, swept to victory in Class B.

Class C with five players over 80, could have been called the Super Seniors. Joe Dubie of Georgia at 85 was the real senior citizen. This class won by Earl Ryner of Illinois was played at the Baldwin Park courts in order to make room for play and qualifiers at South Gate.

Paxton Senior — (Continued)**CHAMPIONSHIP**

	W	L	R	SP	%
John Paxton, Ottumwa, Iowa	7	0	266	404	66.2
Bill Jones, Earp, California	6	1	254	442	57.0
Francis Winetrout, Lummi Is., Washington	4	3	241	418	57.7
Wayne Winston, LaMonte, Missouri	4	3	245	436	56.2
Henry Franke, Centralia, Illinois	3	4	248	460	53.9
Al Oertel, Point Roberts, Washington	2	5	230	456	50.4
Ross Hitchcock, Bradenton, Florida	1	6	178	426	41.8
Cliff Calkins, Loma Linda, California	1	6	145	374	38.8

CLASS B

	W	L	%
J. Foster, Neb.	5	0	50.4
R. Crawford, Iowa	4	1	40.5
R. Hudgens, Calif.	3	2	43.3
A. Alexander, Wash.	2	3	35.0
C. Hansen, Fla.	1	4	39.3
F. Armentrout, Ind.	0	5	30.2

CLASS C

	W	L	%
E. Ryner, Ill.	7	2	41.8
T. Paul, Calif.	6	3	40.0
M. Sistok, Calif.	5	3	34.8
S. Haigh, Calif.	5	3	31.1
J. Raby, Calif.	4	4	30.3
J. Dubie, Ga.	4	4	24.1
H. Harper, Calif.	3	5	30.7
H. Morin, Calif.	2	6	20.0
W. Hagy, Nev.	1	7	12.5

N.H.P.A. Awards To Goodlander, Silva And Weeks

Special NHPA awards in the form of clock trophies were given to three state secretaries during the World Tournament ceremonies.

These awards are made annually in recognition of work done for the NHPA on a state or local basis.

Sam Goodlander of Ohio heads the Buckeye Association which now has the largest membership in the NHPA, the highest number of Digest subscribers and one of the heaviest tournament schedules in the country.

Leo Silva of Nevada organized the Reno club and the Nevada State Association several years ago and it is now one of the largest in the NHPA. He has done a terrific job of promoting the game and the NHPA in Nevada.

Jim Weeks of Southern California has served unselfishly as secretary-treasurer for 15 years, supervising a heavy year-round schedule of events.

Bob Pence Re-elected Secretary - Treasurer**Cindy Dean And Wally Shipley New Veeps**

Bob Pence of Indiana who has served as NHPA secretary-treasurer and World Tournament director since 1958 was re-elected to another two year term. Bob states that he will retire from his daily job in the steel mills in January and will be able to devote full time to horseshoe duties.

Wally Shipley of California was elected second vice-president, replacing fellow Californian Jerry Schneider. He was co-ordinator of the 1970 World Tournament.

Cindy Dean of Virginia replaces Ruth Hangen as fourth vice-president. She is the only woman on the Executive Council and the only one from the south.

Autumn Open at New Albany, Indiana — Sept. 19-20

The Autumn Open at New Albany, Indiana will be held at Floyd County Community Park on September 19-20. Deadline for entries will be September 9. Entry fee is \$4.25 to be sent to Bonnie Seibold, 1043 Grayston Ave., Huntington, Indiana 46750.

INDOOR PITCHING DAY-BELL INDOOR HORSESHOE COURTS

320 CLAY STREET — PHONE 431-9872

DAYTON, KENTUCKY 41073

10 Clay Courts — Bar — Refreshments.

**OPENING SEPTEMBER 1 to 15 — FREE NIGHT'S PITCHING
TO ANY NHPA CARD HOLDER.**

Day-Bell is located 10 minutes from Cincinnati's new Riverfront stadium
on Kentucky Route 8.

Attention! New Tournament Scheduled

The Scottsburg Fall Tourney will be held on October 3-4 on four clay courts, indoors with good lights. The courts are 1 mile south on Route 31, Scottsburg, Indiana.

Due to the limitation of courts, only the first 48 entries will be accepted.

The three top classes will play on Sunday and the three lower classes will play on Saturday. The classes will start at 9:00 a.m., 1:30 p.m. and 6:00 p.m. both days.

Three trophies will be awarded in each class. Entry fee is \$4.25. Send all entries to Bonnie Seibold, 1043 Grayston Ave., Huntington, Indiana 46750 or phone 356-3489 (Area code 219). Entries must be in my hand by September 25.

1970 World Tournament Brochure Available

Brochure will include a MINIATURE PLASTIC HORSESHOE SOUVENIR with each brochure ordered, while they last.

Send \$1.50 which covers cost of mailing and entitles you to the 36 man schedule. Make checks payable to Southern California Horseshoe Pitchers Association and send to Wally Shipley, 2435 Winthrop Drive, Alhambra, California 91803.

World Tournament Highlights

This was by far the smoothest running, best organized and co-ordinated World Tournament in history.

There was a drop in the number of entries and the overall caliber of the field as is only natural due to geographic distances involved. Many top name players were unable to attend - such as Curt Day, Ray Martin, Paul Focht, Harold Reno, Karl VanSant, Ralph Maddox, Al Zadroga, Ken Jensen and Jim Solomon to name only a few.

However, an unusual number of high caliber California players successfully took up some of the slack and it was a great tournament from start to finish.

The state of Washington's association headed by secretary Jim Saari had a bumper crop of entries in all classes and divisions. The Washington group had a party after the final night's play which turned out to be a birthday celebration for Henry Knauff of Spokane who placed fourth with 81.1 percent ringers.

Al Lord of Maine received an award for being the entrant who traveled the longest distance. He made the finals of Class B.

Joe Dubie of Georgia was the oldest entrant at age 85. Jeffery Williams of Eureka, California at age nine was the youngest.

Highlights — (Continued)

Gunnar Hansen, Norm Smith and Chuck Bailey were the unsung heroes of the tournament.

Gunnar had charge of an extremely efficient and hardworking grounds-keeping crew that did their work flawlessly.

Chuck Bailey had charge of the big scoreboard registering the wins and losses of the championship division, always a necessary and hard job.

Norm Smith was Mr. Handyman who had charge of scoring devices, nameplates and all other details that needed doing but are too numerous to itemize. He also brews wonderful coffee which tournament officials used to keep up their energy!

Mrs. Shipley, Mrs. Bell and other wives of Southern California members did an excellent job with the information booth and sale of game related items.

NHPA prexy Ralph Dykes once more performed yeoman service with his big and fancy qualifying board which posted all qualifying scores and round robin results. In this he received invaluable help from Pete Sheppard, who came all the way from Worcester, Massachusetts to represent the manufacturers of American Horseshoes.

The Southern California Association conducted three bus tours for horseshoe players wives and their families. Disneyland, Universal Movie Studios and the Fashion Mart tours were all enjoyed by the horseshoe visitors.

The Southern Association also threw a big party for all horseshoe players and NHPA members and their families at the American Legion Hall where special entertainment of a most unusual nature was provided by a group known as the "Kitchen Kuties". The eats were free and delicious, the entertainment sidesplitting and the attendance overflowing.

Special thanks should be given to all individuals responsible for staging these tours and the party.

Mrs. Eston Brown handled housing accommodations while her husband Eston was busy helping Gunnar Hansen with grounds-keeping duties.

Erma Turner of Los Gatos, California deserves special recognition for the excellent work she did as head NHPA secretary Bob Pence's office staff compiling the qualifying, game and round robin results. Assisted by Lois Pence and Sam Goodlander in the special office trailer at court-side. Mrs. Turner, who is a member of the Northern California Association, was a vital cog in the administration of the tournament.

NHPA vice president Leo McGrath had charge of judges and referees. His staff consisted of Bob Rambo and Walt Wilhoite of Indiana, Al Lord of Maine and Earl Winston of Missouri.

The South Gate Park Department furnished the big trailer used as the tournament office. The NHPA dinner was a "yummy" affair held in the Park Administration building where the NHPA convention was also held. All in all the park officials gave wonderful co-operation.

Trophy presentation and special ceremonies were conducted by Wally Shipley, Ralph Dykes and Bob Pence with assists from South Gate city officials and other local dignitaries.

The Ray Williams family of Eureka, California had seven entrants and took home two trophies. The W. L. Seibold family of Indiana had four entrants and garnered three trophies. The Ottie Reno family of Ohio also collected two trophies.

Missouri Open Tourney — Neosho, Mo. — Sept. 19-20

John Elkins of Neosho, Missouri announces that the Missouri Open tournament will be held on the Phelps Grove courts in Neosho, Missouri on September 19-20. Qualifying on courts on September 12 or 13th or send scores to John Elkins, 1006 Randolph, Neosho, Missouri 64850 not later than September 13th, together with \$3.00 entry fee.

There will be trophies in the 3 classes. Class "B" and "C" will play on Saturday, September 19 at 9:30 and 1:30 respectively. Class plays on Sunday, September 20 at 1:30 p. m.

West's Winning Ways Gain Him Tacoma, Wash. Title

Bob West again came out on top in the "A" Division of the Tacoma Open Tournament held at Wright's Park, June 27-28. His closest game came with 2nd place finisher Ed Fishel of Neilton. Bob edged Ed 50-38 in the finale to go undefeated. Again Bob averaged over 80%.

Mark Alvord of Seattle threw the best horseshoes of his life to capture Class "B" over Sig Pederson and Howard Peterson who tied for 2nd. Mark averaged 68.8% enroute to victory.

Oliver Hartzell edged Mac McDaniel in a playoff for Class "C" as both finished regular play with 6 and 1 records.

Mildred Kuhne went undefeated throughout the day in the Women's Division, but had to work hard for her victories against runnerup Sarah Giacommini and Alice Rehard.

Mike Weber of Hoquiam had no difficulty in winning the Juniors as he averaged 74.76% for the day. Lonnie Griggs, also of Hoquiam placed 2nd.

CLASS A

	W	L	%		W	L	%
B. West, Scappoose, Ore...	9	0	80.7	F. Winetrout, Lummi Is...	4	5	68.0
E. Fishel, Neilton	7	2	71.8	R. Miller, Woodburn, Ore.	4	5	61.0
H. Criss, Bremerton	5	4	69.1	W. Rehard, Spokane	4	5	60.9
B. Foss, Tacoma	4	5	70.2	E. West, Seattle	2	7	64.6
H. Pidde, Seattle	4	5	68.9	C. Chapelle, Portland, Ore.	2	7	60.2

CLASS B — M. Alvord, Bremerton 8-0-68.8; S. Pederson, Seattle 6-2-65.8; H. Peterson, Portland, Ore. 6-2-65.4; P. Fishel, Portland, Ore. 4-4-62.4; H. Shatto, North Bend 4-4-59.8; R. Burke, Longview 3-5-59.2; D. Martindale, Royal City 2-6-57.7; B. Van Egdom, Lynden 2-6-54.3; A. Oertel, Point Roberts 1-7-51.4; S. Lash, S. Burnaby, B. C. — Forfeit.

CLASS C — O. Hartzell, Bothell 7-1-47.1; W. McDaniel, Everett 6-2-50.0; J. Malvern Sr., Seattle 5-2-48.3; R. Larson, Tacoma 4-3-51.7; R. Brumfield, Lynnwood 3-4-47.0; D. Tysver, Bremerton 2-5-47.5; D. Devore, Tacoma 2-5-38.9; J. Saari, Aberdeen 0-7-36.7.

CLASS D — H. Glombicki, Tacoma 5-2-49.3; E. Brucker, Tacoma 5-2-49.1; A. Alexander, Granite Falls 5-2-47.9; C. McKean, Tacoma 5-2-46.8; O. Vallen, Seattle 3-4-45.4; R. Clark, Port Orchard 2-5-44.1; E. Bartlett, Everett 2-5-41.1; J. Giacommini, Port Orchard 1-6-34.6.

CLASS E — H. Godfrey Jr., Aberdeen 6-1-47.7; V. Reil, Everett 5-2-40.6; E. McKay, Auburn 4-3-45.1; W. Grotjohn, Aberdeen 4-3-42.3; P. Russell, Seattle 3-4-41.9; S. Snyder, Kelso 2-5-43.3; M. Miller, Seattle 2-5-42.5; H. Zack, Puyallup 2-5-41.2.

CLASS F — D. Wasson, Des Moines 7-0-46.2; D. Radonich, Long Beach 6-1-46.2; D. Godfrey, Aberdeen 5-2-42.0; J. Davis, Tacoma 3-4-35.0; M. Pratt, Puyallup 3-4-34.2; J. Hawk, Federal Way 3-4-28.5; B. Faulk, Tacoma 1-6-21.8; C. Damm, Aberdeen 0-7-13.9.

CLASS G — H. Godfrey Sr., Aberdeen 8-0-47.1; A. Laine, Aberdeen 6-2-28.6; R. Card, Seattle 5-3-34.7; E. Hartzell, Vernonia, Ore. 5-3-33.9; M. Griggs, Hoquiam 4-4-35.5; F. Warren, Tacoma 4-4-34.8; S. Foster, Lakebay 3-5-29.7; C. Lichens, Olalla 1-7-29.1; H. Wilkerson, Everett 0-8-15.6.

CLASS H — B. Pederson, Seattle 5-1-42.6; J. Freyberg, Federal Way 4-2-31.5; J. Peton, Everett 4-2-28.9; F. Kuhn, Seattle 3-3-29.1; B. Green, Seattle, 3-3-26.1; G. Russell, Vernonia, Ore. 2-4-28.2; B. Ertsgaard, Bremerton 0-6-22.9; A. Giacommini, Port Orchard — Forfeit.

LADIES — M. Kuhne, Tacoma 5-0-55.0; S. Giacommini, Port Orchard 4-1-47.8; A. Rehard, Spokane 2-3-28.8; L. McKay, Auburn 2-3-16.1; K. Miller, Woodburn, Ore. 1-4-13.3; G. Martindale, Royal City 1-4-13.1.

JUNIOR BOYS — M. Weber, Hoquiam 6-0-74.7; L. Griggs, Hoquim 3-3-36.6; G. Martindale, Royal City 0-6-28.0.

COMING EVENTS

Sept. 13 — Eighth Annual Monmouth Open tournament, Monmouth park courts, Monmouth, Ill. Scores may be brought day of meet. Starting time 9:30 A. M. sharp.

September 13 — Team Play, Avery Park, Corvallis, Oregon.

Sept. 13 — Belen County Fair Open Tournament, County Fair Grounds, Belen, N. M.

September 13 — Annual Midland Empire Open tournament, Noyes Field courts, 28th and Edmund Sts., St. Joseph, Missouri.

Sept. 20 — Open Tournament, Fairbury, Nebraska.

September 19-20 — Ortonville open, Ortonville, Minnesota.

Sept. 19-20 — Missouri Open tournament, Phelps Grove courts, Neosho, Missouri.

Sept. 19-20 — Polar Bear Tourney, sanctioned. Send percentage to George Smith, Rte 1, Box 124, Wauseon, Ohio by August 25.

September 19-20 — Columbus, Ohio open, Whetstone park courts. Championship flight and two lower classes, September 26 and 27.

September 19, 20 — New Castle Fall Ringer Roundup, New Castle, Pa.

Sept. 26-27 — New Mexico State Tournament, State Fair Grounds, Albuquerque, N. M.

Sept. 20 — Fairbury Open tournament, Fairbury, Nebraska. Send qualifying score to Jim Evers, 1201 "F" Street, Fairbury, Nebraska 68352. Deadline, Sept. 15.

October 10 — Dixie Classic, Miller Park, Winston-Salem, N. C.

Jan. 23-24, 1971 — Second Annual Youth Fair Men's Open tournament, 7475 Kendall Drive, Miami, Florida.

Feb. 20-21, 1971 — Fifth Annual Open tournament, for benefit Variety Children's Hospital, Lummus park courts, Miami, Fla.

IOWA HAWKEYE SCHEDULE

Sept. 12-19 — Clay County Fair Tournament at Spencer, Iowa. For information, write George Englemann, Storm Lake, Iowa, 50588.

Sept. 26-27 — Iowa Outdoor State Horseshoe Tournament, Birdland Park, Des Moines, Iowa. Details are similar to Indoor State Horseshoe Tournament at Iowa State Fair.

NEVADA ASSOCIATION SCHEDULE

Sept. 11, 12, 13 — Annual Nevada state tournament, County fairgrounds courts, Reno, Nevada.

INDIANA ASSOCIATION SCHEDULE

September 19-20 — Fall Open, Floyd County Park, New Albany, Ind., \$4.25 entry.

September 19-20 — Autumn Open at New Albany, Ind., Floyd Co., Community Park. Deadline for entries, Wednesday, September 9. Entry fee \$4.25.

Send all entries to Bonnie Seibold, 1043 Grayston Avenue, Huntington, Indiana, 46750. Phone 356-3489, area code 219. Entries must be received by midnight on deadline date.

New Jersey Tournament Schedule

Sept. 19 — New Jersey Doubles Championship, (Closed), Mountain View park courts, Middlesex, New Jersey.

KENTUCKY TOURNAMENT SCHEDULE

October 31 & November 1 — Day-Bell Open, Dayton, Kentucky. Entry fee \$6.00.

December 6 & 7 — Day-Bell Open, Dayton, Kentucky. Entry fee \$6.00.

January 23 & 24, 1971 — Day-Bell "Icele" Open, Dayton, Kentucky. Entry fee \$6.00.

March 6 & 7, 1971 — Day-Bell "Harry Henn" Memorial Open, Dayton, Kentucky. Entry fee \$6.00.

In all cases deadline for entry is the Saturday preceding the tourney date. Mail entry with percentage and entry fee to LaVern H. Hawkins, 126 Erlanger Road, Erlanger, Kentucky, 41018, phone (606) 341-0571. Classes of eight and six with trophies awarded in each class to first and second place. NHPA sanctioned and sponsored by the Kentucky Horseshoe Pitcher's Assn.

NORTHERN CALIFORNIA SCHEDULE

Sept. 13 — Los Gatos - Open

Sept. 20 — Mosswood - Northern Men's Championship

Sept. 27 — Modesto - Class A Open.

Oct. 4 — Sacramento - Northern California championship - Class A Defending champ Monty Jones, Grass Valley.

Oct. 11 — San Jose - Northern California championship - Class B Defending champ Nash Boronda, Arroyo Viejo.

Oct. 18 — Seaside - Northern California Class C Defending champ Lou Gayet, Santa Rosa - Northern California Meeting 11:00 a. m.

Oct. 25 — Arroyo Viejo - Northern California championship - Class D Defending champ John Larsen, Santa Rosa.

Nov. 1 — Livermore - Northern California championship - Class E - Defending champ Al Hauge, Seaside.

Nov. 8 — Mosswood - Class D.

Nov. 15 — San Jose - Turkey shoot Open (Non-Qual) - Defending champ Newton Graves, Sacramento.

SOUTHERN CALIFORNIA SCHEDULE

Sept. 13 — San Bernardino A Open, San Berdu.

Sept. 20 — Champ B & F, So. Gate.

Sept. 26 — San Diego D & F Open, San Diego.

Sept. 27 — San Diego Open & C, San Diego.

Oct. 4 — Champ A & G, So. Gate.

Oct. 11 — Champ C, Baldwin Park.

Oct. 18 — Champ AA & E & H, So. Gate.

Oct. 25 — Champ D, Pomona.

Nov. 1 — Fullerton A Open, Fullerton.

Nov. 8 — C Open, San Berdu.

Nov. 15 — John Gordon Open, Srs. - Women, So. Gate.

Nov. 22 — Dean Brown Doubles, Pomona.


Jan. 17, 1971 — Annual Meeting at 1:00 p. m. Location - Baldwin Park.

OHIO

The original producers of a drop forged shoe, now have in addition to our present model, known as the —O—, a brand new model known as the —PRO—. It has heavier weighted caulks and longer points. Both models have hardened hooks and points and are available in dead soft, soft and medium temper.

ALL SHOES ARE FORGED FROM S.A.E. SPECIFIED STEEL

THE —PRO—




THE NEW STYLE "IN"
SHOE WITH THE "ON"
Ringer Qualities Essential For
Today's Tournament
Competition.

Write For
Prices

The shoe with its stake holding
qualities PLUS its perfect
balance gives the control
needed for those extra ringers.

Write For
Prices

THE —O—



ORDER YOURS TODAY

OHIO HORSESHOE COMPANY

P. O. BOX 5801

COLUMBUS, OHIO 43221

Or Stanley Manker, Route No. 1, Martinsville, Ohio 45146