


*The Horseshoe Pitcher's*

# News Digest

SEPTEMBER, 1969



## Cover Picture . . .

### Leo McGrath Recipient of Stokes Award

Leo McGrath, the genial and sharp witted Irishman from Cincinnati, Ohio, received the Arch Stokes Memorial Award given annually to the individual who has contributed the most to the game of horseshoe during the current year.

Leo serves as President of the large and active Ohio Buckeye State Association, a post he has held for many years. He helps the many big tournaments in Ohio, including the big Ringer Classic at Greenville. Leo is also active during the wintertime in Florida tournaments and lends his aid in many of the Indiana tournaments.

He has also served as judge and referee in the World Tournament annually for a number of years, a delicate post in which he is extremely competent.

This year Leo was elected to the post of 1st Vice-president of the N.H.P.A. for a two year term.

### Credit Where Credit Is Due

The Monroe Calculator Co., through its Erie representative Mr. McDougal donated the calculator used by the NHPA, free of any charge, at this year's World tournament. Emma Focht was the operator of this machine which processed the statistics for the entire tourney — a total of 1,127 games and 312 qualifying scores.

The Monroe Calculator Co. has furnished this equipment for all World Tournaments in recent years, for which the NHPA is most appreciative.

Credit and thanks is also due the Trailer Sales Co. of Fairview, Pa. which furnished the spacious and comfortable trailer used as an office by the NHPA and the Erie Club during the tournament.

~~~~~  
THE NOVEMBER ISSUE OF THE "DIGEST" WILL BE OUR STATE TOURNAMENT ISSUE AND ALL STATE SECRETARIES ARE REQUESTED TO FORWARD RESULTS TO EDITOR, ELLIS COBB BY OCTOBER 10th.

Secretary Bob Pence also requests that each state secretary send him the name of the winner of the state tournament as soon as possible so he can fill requests for a full list of 1969 state champions asked for by various publications, yearbooks, almanacs and encyclopedias.

## HAL LIEBER TROPHY SHOPS

Designers and Creators of NHPA Trophies

An NHPA Associate Member

QUALITY TROPHIES — LOW PRICES — PROMPT SERVICE

Prices include engraving and insured shipping costs.

Send for free illustrated catalog.

Place orders through:

**NHPA Secretary: Bob Pence, 341 Polk St., Gary, Ind. 46402**

THE HORSESHOE PITCHER'S NEWS DIGEST is published on the 15th of each month at Aurora, Illinois, U. S. A. by the National Horseshoe Pitchers' Association of America. Editorial office, P. O. Box 1606, Aurora, Illinois 60507. Subscription rate is \$2.50 per year in advance. NHPA membership cards are available through each state secretary for \$1.50 plus any state association dues. Forms close on the last day of each month. Advertising rates on request. F. Ellis Cobb, Editor.

## NATIONAL OFFICERS

|                                                                       |                     |
|-----------------------------------------------------------------------|---------------------|
| Ralph Dykes, 422 West North Avenue, Lombard, Illinois 60148.....      | President           |
| Leo McGrath, 1937 Lawn Ave., Cincinnati, Ohio 45237.....              | 1st Vice-President  |
| Gerald Schneider, 1033 N. Rose Glen Ave., Rosemead, Calif. 91770..... | 2nd Vice-President  |
| Hal Hanania, 448 Runyon Ave., Middlesex, New Jersey 08846.....        | 3rd Vice-President  |
| Ruth Hangan, 208 Burroughs Drive, Buffalo, New York 14226.....        | 4th Vice-President  |
| Robert G. Pence, 341 Polk Street, Gary, Indiana 46402.....            | Secretary-Treasurer |

Volume 13

SEPTEMBER

Number 9

## Championship Summary

|                                       | Qual. | W  | L  | R    | SP   | %    |
|---------------------------------------|-------|----|----|------|------|------|
| Danny Kuchcinski, Erie, Pa.....       | 569   | 35 | 0  | 2400 | 2832 | 84.7 |
| Elmer Hohl, Wellesley, Ont., Can..... | D.C.  | 33 | 2  | 2602 | 3012 | 86.4 |
| Ray Martin, Philo, Ill.....           | 537   | 30 | 5  | 2908 | 3390 | 85.8 |
| Curt Day, Frankfort, Ind.....         | 548   | 30 | 5  | 2440 | 2860 | 85.3 |
| Roy Smith, Muskegon, Mich.....        | 512   | 28 | 7  | 2264 | 2858 | 79.2 |
| Frank Stinson, Minneapolis, Minn..... | 531   | 27 | 8  | 2477 | 3122 | 79.1 |
| Al Zadroga, Elizabeth, Pa.....        | 532   | 24 | 11 | 2559 | 3214 | 79.6 |
| Ralph Maddox, Poca, W. Va.....        | 523   | 23 | 12 | 2432 | 3032 | 80.2 |
| Paul Focht, Dayton, Ohio.....         | 555   | 23 | 12 | 2571 | 3220 | 79.8 |
| Clair Bruce, New Wilmington, Pa.....  | 517   | 23 | 12 | 2506 | 3176 | 78.9 |
| Jim Knisley, Bremen, Ohio.....        | 530   | 23 | 12 | 2377 | 3042 | 78.1 |
| Oscar Engle, Pittsburgh, Pa.....      | 533   | 22 | 13 | 2519 | 3184 | 79.1 |
| Clyde Martz, Pittsburgh, Pa.....      | 529   | 21 | 14 | 2185 | 2890 | 75.6 |
| Clarence Bellman, Bremen, Ind.....    | 510   | 20 | 15 | 2510 | 3180 | 78.9 |
| Anthony, Arcanum, Ohio.....           | 503   | 20 | 15 | 2252 | 2984 | 75.5 |
| Ted Allen, Boulder, Colo.....         | 533   | 20 | 15 | 2207 | 2924 | 75.4 |
| Merlin Potts, Leonardville, Kan.....  | 523   | 17 | 18 | 2381 | 3128 | 76.1 |
| Stan Manker, Martinsville, Ohio.....  | 507   | 17 | 18 | 2137 | 2886 | 74.0 |
| Wilbur Kabel, New Madison, Ohio.....  | 537   | 16 | 19 | 2420 | 3118 | 77.6 |
| Steve Fenicchia, Rochester, N. Y..... | 520   | 18 | 19 | 2263 | 2992 | 75.6 |
| Jerry Schneider, Rosemead, Calif..... | 509   | 15 | 20 | 2206 | 2930 | 75.3 |
| Floyd Toole, Little Rock, Ark.....    | 502   | 14 | 21 | 2310 | 3026 | 76.3 |
| Glenn Riffle, Dayton, Ohio.....       | 510   | 14 | 21 | 2148 | 2952 | 72.8 |
| Jim Solomon, Uniontown, Pa.....       | 538   | 13 | 22 | 2321 | 3060 | 75.8 |
| Dale Carson, Baltimore, Md.....       | 535   | 13 | 22 | 2004 | 2790 | 71.8 |
| Jack Stout, Melrose Park, Ill.....    | 516   | 12 | 23 | 2189 | 2942 | 74.4 |
| John Rademacher, Plant City, Fla..... | 505   | 12 | 23 | 2128 | 2918 | 72.9 |
| Howard Shriver, Wadestown, W. Va..... | 512   | 11 | 24 | 1897 | 2694 | 70.4 |
| Ginger Natale, Rochester, N. Y.....   | 502   | 10 | 25 | 2038 | 2834 | 71.9 |
| Ronnie Simmons, Norwalk, Calif.....   | 504   | 8  | 27 | 2073 | 2832 | 73.2 |
| Joe Carmack, Lecom, Mo.....           | 512   | 8  | 27 | 2113 | 2938 | 71.9 |
| Ron Kuchcinski, Erie, Pa.....         | 524   | 8  | 27 | 1833 | 2616 | 70.1 |
| Andy Paglarini, Hibbing, Minn.....    | 504   | 7  | 28 | 2013 | 2848 | 70.7 |
| Bob Williams, Cement City, Mich.....  | 515   | 7  | 28 | 1748 | 2564 | 68.2 |
| Bob Dean, McGaheysville, Va.....      | 511   | 5  | 30 | 1948 | 2800 | 69.6 |
| Ken Jensen, St. Joseph, Mich.....     | 505   | 5  | 30 | 1626 | 2456 | 66.2 |

1970 WORLD TOURNAMENT DATES WILL BE ANNOUNCED  
IN THE OCTOBER ISSUE

The 1970 tournament will be held in City Park, South Gate, Calif.,  
a suburb of Los Angeles.

## Danny Kuchcinski In Second World Title Triumph

Danny Kuchcinski won his second World Horseshoe Pitching title at the age of 20 before an overflow crowd of fans at his hometown courts in Glenwood Park, Erie, Pa. with a clean sweep of his 35 games.

The slim lefthander with the one and a quarter reverse turn was battled right down to the wire by defending champ Elmer Hohl of Canada, but took the 35th round tilt with Elmer by a 50-40 score. A win for the Canadian would have forced a playoff. Danny's previous World crown came in 1967 at Fargo, N.D.



*Danny receives trophy from Miss Margie Seene, Tourament Queen*

Hohl took the runner up spot with a 33-2 record and in addition posted the highest ringer average for the 35 game route, 86.4. His other defeat came in the 26th round at the hands of Ray Martin of Illinois 46-50 in the best single game of the meet. Martin tossed 167 ringers in 186 shoes for an 89.7 average while Elmer circled the stake 164 times for 88.1. This is the second longest game on record.

Martin edged Curt Day of Indiana, a former World Champ, for 3rd place. Both had a 30-5 record and both had a higher overall ringer average than Danny — Martin hitting 85.8 and Day 85.3 overall. Martin lost to Danny and Curt Day and was upset by Glenn Riffle, Al Zadroga and Oscar "Buck" Engle. Day's defeats came at the hands of Danny and Hohl, plus upsets by Paul Focht, Al Zadroga and Frank Stinson.

Roy Smith of Muskegon, Mich. finished 5th, pitching steady and sometimes sensational horseshoe throughout the tourney. Frank Stinson of Minnesota just missed the trophy group by placing 6th.

Others making the top ten were Al Zadroga 7th, Ralph Maddox 8th, Paul Focht 9th and Clair Bruce 10th.

## New York City Lass Wins Girl's Title



Mary Lee, a vivacious 13 year old Chinese-American from Brooklyn, swept to victory in the Junior Girl's Division of the 1969 World Tourney without loss of a game despite the handicap of pitching the full men's distance of 40 feet and having a badly injured finger on her pitching hand which contained seven stitches.

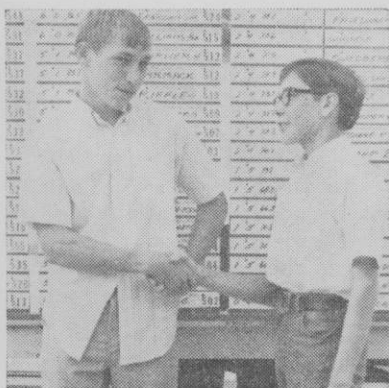
Mary won all six of her games and averaged 50 percent ringers, all of which means she will be a tough competitor in future years. She tossed 55.9 percent ringers in her best game.

Runner up was another New York state girl, Pat Thomas, daughter of the 1968 Women's champ, Lorraine Thomas.

|                           | W | L | %    |                             | W | L | %    |
|---------------------------|---|---|------|-----------------------------|---|---|------|
| Mary Lee, N. Y. ....      | 6 | 0 | 50.1 | Debbie Pickering, N.H. .... | 3 | 3 | 23.7 |
| Pat Thomas, N.Y. ....     | 5 | 1 | 33.5 | Jeniffer Reno, Ohio ....    | 1 | 5 | 10.5 |
| Peggy Smith, Mich. ....   | 3 | 3 | 29.3 | Rosemary Gibson, Ill. ....  | 0 | 6 | 05.0 |
| Diane Disinger, N.Y. .... | 3 | 3 | 24.6 |                             |   |   |      |

## Mark Seibold Wins Historic Junior Tourney

Mark Seibold, a 15 year old southpaw from Huntington, Ind. won the greatest Junior tourney ever held, to garner his second title to go with the 1966 crown he won in Utah.



*Seibold, Left, Day, Right*

Every record in the book was shattered as Mark swept seven straight games with an 83.7 overall ringer average and for frosting on the cake, his younger brother Paris won the Junior Class B crown.

Bill Holland, another lefthander from Indiana placed 2nd with a fine 79.7 ringer average to nose out defending champion Farron Eiseman of Riverton, Wyo., who had won the title in 1967 and 1968 and Paul Day of Frankfort, Ind., son of former Men's champion Curt Day. All three had identical 5-2 records, the tie being broken by ringer percentages overall.

Paul Day won the award for the outstanding Junior, pitching the Men's distance of 40 feet. He averaged 75.7 percent ringers, for seven games, including three over 80%.

The Seibold-Day game broke all existing records and here is the line score.

|                    | Pts. | R   | DR | SP  | %    |
|--------------------|------|-----|----|-----|------|
| Mark Seibold ..... | 52   | 133 | 59 | 150 | 88.7 |
| Paul Day .....     | 32   | 125 | 51 | 150 | 83.3 |

Included were 43 "Four Deads", 232 cancelled ringers and a consecutive ringer string of 36 by Seibold, all of which were all time records.

Seibold's total ringer percentage, ringers and double ringers for the seven games were all time records as was the 600 shoes pitched by Paul Day in the seven games. An all time record of five consecutive "Four Deads" was established in three different games; Seibold-Eisemann, the Holland-Eisemann and the Seibold-Day games.



**Mark Seibold Wins — (Continued)****CHAMPIONSHIP**

|                                       | W | L | R   | SP  | %    |
|---------------------------------------|---|---|-----|-----|------|
| Mark Seibold, Huntington, Ind. ....   | 7 | 0 | 487 | 582 | 83.7 |
| Bill Holland, Indianapolis, Ind. .... | 5 | 2 | 440 | 552 | 79.7 |
| Farron Eisemann, Riverton, Wyo. ....  | 5 | 2 | 419 | 536 | 78.1 |
| Paul Day, Frankfort, Ind. ....        | 5 | 2 | 454 | 600 | 75.7 |
| Jerry LaBrosse, Hibbing Minn. ....    | 3 | 4 | 273 | 452 | 60.4 |
| Fred Smith, Dimondale, Mich. ....     | 2 | 5 | 283 | 452 | 62.6 |
| Jerry Anthony, Arcanum, Ohio ....     | 1 | 6 | 238 | 410 | 58.0 |
| Mike Weber, Hoquiam, Wash. ....       | 0 | 7 | 203 | 396 | 51.2 |

**CLASS B**


|                            | W | L | %    |                          | W | L | %    |
|----------------------------|---|---|------|--------------------------|---|---|------|
| Paris Seibold, Ind. ....   | 6 | 1 | 66.9 | Jim Malverne, Wash. .... | 4 | 3 | 62.8 |
| Mike Groucutt, Penna. .... | 5 | 2 | 68.7 | Dennis Riffle, Ohio .... | 2 | 5 | 55.6 |
| Bob Chappel, Ohio ....     | 5 | 2 | 65.5 | Eric Anderson, N.J. .... | 1 | 6 | 50.0 |
| Eugene Bussard, Ind. ....  | 5 | 2 | 59.9 | Rick Crandall, N.Y. .... | 0 | 7 | 41.9 |

**CLASS C**

|                           | W | L | %    |
|---------------------------|---|---|------|
| D. Belden, Okla. ....     | 5 | 0 | 47.3 |
| M. Holland, Ind. ....     | 4 | 1 | 53.8 |
| M. Pickering, N.H. ....   | 3 | 2 | 45.7 |
| W. Smith, Mich. ....      | 2 | 3 | 46.1 |
| T. Kuchinski, Penna. .... | 1 | 4 | 35.6 |
| K. Croteau, N.H. ....     | 0 | 5 | 25.0 |

**CLASS D**

|                        | W | L | %    |
|------------------------|---|---|------|
| N. Smith, Mich. ....   | 5 | 0 | 65.7 |
| J. Bennett, N.J. ....  | 4 | 1 | 53.9 |
| D. Smith, Mich. ....   | 3 | 2 | 29.8 |
| C. Podell, Penna. .... | 2 | 3 | 28.4 |
| M. Stout, Ill. ....    | 1 | 4 | 24.1 |
| D. Craig, Ind. ....    | 0 | 5 | 21.6 |

**TED ALLEN HORSESHOES**

Exclusively designed by Ted Allen in 1938 with all its features, the side notch and weighted ends, included. First to introduce points. Hard hooks for awhile, too. At once became a leading shoe for 29 years. Figured in the top records of all states and the national.

So far ahead of its time that finally, recently, other manufacturers admitted it by trying to copy it.

Ted used it, traveling year round for 33 of the 37 years in all kinds of show business, including the tops of three nations. A truly lifetime career.

**THE RELIABLE SHOE.** You can't better it, so why not use it?

Write for details

**1045 LINDEN AVENUE**

**BOULDER, COLORADO 80302**

## Vicki Wins Her Eighth World Title

Vicki Chapelle Winston of LaMonte, Mo. won her eighth World title in the the Women's Division with a record breaking sweep of seven games.

Ruth Hagen of Buffalo, N.Y. placed 2nd by virtue of a higher overall ringer average than defending champ Lorraine Thomas of Lockport, N.Y. and Cindy Dean of Virginia. All three posted identical 5-2 won-lost records.

The key game was Vicki's 50-49 victory over Ruth in a record breaking encounter which goes in the books as the greatest game in women's play. The game went 100 shoes, each player throwing 82 ringers. All time records were established for both winning and losing players in shoes pitched, total ringers, double ringers, cancelled ringers, four deads and ringer percentage.

Vicki established a new all time mark of 384 ringers and 154 doubles in her seven games and Caroline Lankhorst of Keene, N. H. tossed 542 shoes for another complete tourney record.

Katherine Harrison of Hamilton, Ohio won Class B in a playoff with Dorothy Smith of Muskegon, Mich. and Ruth Hammond of Walker, Mich. after the three had tied in the round robin play.

### CHAMPIONSHIP

|                                       | W | L | R   | SP  | %    |
|---------------------------------------|---|---|-----|-----|------|
| Vicki Winston, LaMonte, Mo. ....      | 7 | 0 | 384 | 482 | 79.6 |
| Ruth Hagen, Buffalo, N.Y. ....        | 5 | 2 | 336 | 450 | 74.6 |
| Lorraine Thomas, Lockport, N.Y. ....  | 5 | 2 | 311 | 440 | 70.6 |
| Cindy Dean, McGaheysville, Va. ....   | 5 | 2 | 280 | 438 | 63.9 |
| Caroline Lankhorst, Keene, N.H. ....  | 3 | 4 | 340 | 542 | 62.7 |
| Opal Corbett, Orlando, Fla. ....      | 2 | 5 | 204 | 382 | 53.4 |
| Bonnie Seibold, Huntington, Ind. .... | 1 | 6 | 294 | 516 | 57.0 |
| Carolyn Truman, Kenosha, Wis. ....    | 0 | 7 | 263 | 454 | 57.9 |

### CLASS B

|                                            | W | L | R       | SP  | %    |
|--------------------------------------------|---|---|---------|-----|------|
| Katherine Harrison, Hamilton, Ohio ....    | 8 | 1 | 224     | 432 | 51.9 |
| Dorothy Smith, Muskegon, Mich. ....        | 6 | 2 | 192     | 384 | 50.0 |
| Ruth Hammond, Walker, Mich. ....           | 6 | 2 | 161     | 424 | 38.0 |
| Avanelle Brown, Waverly, Ohio ....         | 4 | 3 | 94      | 406 | 23.2 |
| Betty Steinfeldt, Rochester, N.Y. ....     | 3 | 4 | 85      | 392 | 21.7 |
| Myrlene Schleimann, Sioux Falls, S.D. .... | 2 | 5 | 93      | 428 | 21.7 |
| Janet Reno, Lucasville, Ohio ....          | 1 | 6 | 118     | 436 | 27.1 |
| Laura Rogers, Mt. Vernon, N.Y. ....        |   |   | Forfeit |     |      |

**Monogramming— MAIL YOUR ORDERS TO**

**MRS. MARY MAZE**

**3201 MIAMI AVENUE**

**MUNCIE, INDIANA 47303**


*Specify colors and sizes*

## Three Are Inducted Into Hall Of Fame

Three individuals were inducted into the Horseshoe Pitching Hall of Fame during ceremonies at this year's World Tourney in Erie.

Curt Day of Indiana and Elmer Hohl of Canada are former World champs of recent years who have established outstanding records in tournament play for many years.

Bob Pence of Indiana who has served at N.H.P.A. Secretary-Treasurer and World Tournament Director since 1958 has many years behind him as player, organizer and administrator dating back to 1926.



*Curt Day, Elmer Hohl and Bob Pence, Hall of Fame inductees*

The Hall of Fame ceremonies were conducted by Carl Vander Lancken of New York who will serve as chairman of the selection committee for the coming year. Jim Johnson of Ohio was chairman of this year's committee whose selections were approved by the NHPA convention at Erie.

There are now 16 members of the Horseshoe Pitching Hall of Fame. Previous inductees whose records date back to 1909 when Frank Jackson won the first World tourney are; Ted Allen (Colo.), Elmer Beller (Calif.), Dave Cottrell (N.Y.), Charlie Davis (Ohio & Mo.), Archie Gregson (Calif.), Ray Howard (Ohio), Fernando Isais (Calif.), Casey Jones (Wis.), Putt Mossman (Iowa & Mo.), Frank Jackson (Iowa), Arch Stokes (Utah), Harry "Pop" Woodfield (D.C.) and Guy Zimmerman (Calif & Iowa).

## Bob Pence Suffers Auto Mishap

Bob Pence, NHPA Secretary, had an auto mishap which crippled his car the day after the World Tourney ended. Bob and his wife were starting a vacation trip to the Shenandoah Valley in Virginia during which time they planned to attend the Apple Capital Open tourney at Winchester, Va.

No one was injured and no other car was involved, but Bob's station wagon was temporarily crippled, which cut short his vacation trip.



## 1969 WORLD TOURNAMENT HIGHLIGHTS

The 1969 World Tournament at the Glenwood Park courts in Erie, Pa. had an official entry list of 307 and 39 states were represented at the event plus a goodly number of Canadians. The entry list would have been somewhat higher except for the heavy rainstorm on Sunday afternoon during qualifying.

As is the case in every World Tourney there were bright spots, highlights and problems, some of which were unanticipated and some which were unavoidable.

On the plus side was a brilliant display of ringer tossing by the players, excellent clay, lights and court facilities, a very good concession stand, very good office facilities for the statistical staff, unusually good TV coverage on four different channels, and huge overflow crowds of spectators from start to finish.

The most disappointing feature was the lack of enough bleachers for the spectators. This was not the fault of the Erie Club which tried to get the city and park department to install more, as did NHPA officials when they arrived.

Evidently the city completely underestimated the drawing power of the tournament until too late. Several thousand fans were unable to see even a part of the proceedings almost every night.

Rain played an important part in the early days of the meet. Play was interrupted a number of times during qualifying and Friday night's play in the championship class was rained out after three games. By Sunday night the lost time was made up and excellent weather prevailed during the last three days of the tournament.

The Erie Club's ground crew did a wonderful job of keeping the courts in shape, especially during the various rainstorms. Bud Perkowski and Jack Potter along with "Caz" of the Glenwood Park maintenance crew deserves a big hand for their work under difficult circumstances.

Press coverage of the event was handicapped by the fact that a newspaper strike of six months ended just prior to the tourney, but the excellent TV coverage more than made up the coverage and probably accounted for the huge crowds.

The Housing committee of the Erie Club was handled by George Rhea who was most patient, courteous and efficient. The biggest housing problem is one which is growing in scope every year — that of finding accommodations for more and more trailers, campers and the like. Camper's Hill outside of Erie, resembled a new city during the tournament and was the site of a "steamed corn" party the same night the Erie Club gave the players and their families a party at the American Legion Hall downtown.

Indiana and Michigan had a close race for supplying the most players and visitors to the tournament. No decision is possible as no census was taken.

It is the regret of NHPA President Dykes and Secretary Bob Pence that there was not more time to visit with and discuss horseshoe affairs with many of the individuals who came to the tournament, both as players and spectators, but the amount of work to be done and the short time available made it impossible.

News Digest Editor, Ellis Cobb and his wife, made a one day trip to Erie and saw Saturday night's play, but had to return the next morning.

Former Senior division champion, Joe Wilkinson was on hand a few days as was Roland Kraft of Kansas, who was a top ranking player of the past.

Elmer Beller, former NHPA Secretary and a member of the Hall of Fame, came all the way from California for the entire tournament.

Officers, players and NHPA members from many local clubs throughout the country were on hand to watch the tourney at various times. Among these were delegations from North Dakota, Virginia, Kentucky, Arizona, New Mexico, and Canada. Among these were a group from the Pulaski-Lacona Club in up-state New York. This is probably the fastest growing club in the country at the present time and they enjoyed their first visit to big time horseshoe.

## Highlights — (Continued)

Clair Bruce of New Wilmington, Pa. won the award for the Most Improved player. Last year he won four games with 70.1 ringer average to finished 35th. This year he pitched 78.9 in winning 23 games.

Oscar "Buck" Engle of Pittsburgh, took home the trophy for the Outstanding first year entrant with a record of 22-13 and a ringer average of 79.1 good for 12th place.

Elmer Hohl's 98 ringers in 114 shoes for 95.9 produced the highest single game average. The Hohl-Martin clash produced a run of 13 consecutive four deads while Danny, Hohl, Martin and Day all had runs of 42 straight ringers.

Among the missing at this year's tournament were: Harold Reno of Ohio, who was World Champion in 1961 and 1964; Sam Goodlander of Ohio, who had helped in the office for many years, but missed this year because of a heart attack, and Carl Steinfeldt, the lefthander from New York who has not been in competition this year. Carl visited the tourney, but only as a spectator.

## Playing Notes

Floyd Toole (Ark.), Ginger Natale ((N. Y.) and Joe Kuchcinski, father of Danny, the champion, tied for the 35th and 36th spots in the 200 shoe qualifying round with 502 points. Father Joe lost out in the pitchoff, while son Danny took top qualifying honors with 185 ringers and 569 points in his 200 shoes.

Donnie Roberts of Ohio, former Junior champ, qualified at 499, just short of the top class and withdrew from Class B.

It took 502 points to make Class A in the qualifying, 457 in Class B, 421 in Class C and 408 in Class D.

FOR THOSE WHO DESIRE THE VERY BEST

# IMPERIAL

## U. S. PRICE LIST

- Exclusive Weighted Point Design For Maximum Stability And Balance

| Postpaid           |               |
|--------------------|---------------|
| <b>1 Pair</b>      | <b>\$9.25</b> |
| <b>2 to 5 Pair</b> | <b>\$9.00</b> |

- Maximum Effective Ringer Break

| Freight Collect      |               |
|----------------------|---------------|
| <b>6 to 11 Pair</b>  | <b>\$8.00</b> |
| <b>12 to 23 Pair</b> | <b>\$7.75</b> |
| <b>24 and over</b>   | <b>\$7.50</b> |

- Hardened Hooks And Points On All Horseshoes

- Available In Medium Hard, Medium Soft, Dead Soft

Order Direct Or From NHPA Representative.

- Guaranteed For One Year On Pro-Rated Use Basis

Pa. Residents Add 6% Sales Tax.

PATENTED NHPA APPROVED

# CLYDE MARTZ

3233 ARAPAHOE ROAD PITTSBURGH, PA. 15241

## 1. DANNY KUCHCINSKI, Pa.—Quail. 569

| Opponent         | Score | R   | SP  | %    |
|------------------|-------|-----|-----|------|
| Natale .....     | 51-29 | 51  | 72  | 70.8 |
| Manker .....     | 51-25 | 56  | 66  | 84.8 |
| Paglarini .....  | 52- 9 | 42  | 50  | 84.0 |
| Schneider .....  | 52- 7 | 54  | 60  | 90.0 |
| Williams .....   | 50-26 | 62  | 78  | 79.5 |
| Potts .....      | 55-37 | 109 | 126 | 86.5 |
| Smith .....      | 51-29 | 62  | 76  | 81.6 |
| Jensen .....     | 51-26 | 69  | 80  | 86.2 |
| Knisley .....    | 52-34 | 63  | 82  | 76.8 |
| Shriver .....    | 52- 6 | 41  | 46  | 89.1 |
| Rademacher ..... | 54-19 | 44  | 52  | 84.6 |
| Martz .....      | 50-20 | 72  | 84  | 85.7 |
| Anthony .....    | 51-12 | 53  | 60  | 88.3 |
| Riffle .....     | 61-19 | 71  | 78  | 91.0 |
| Toole .....      | 51-39 | 87  | 106 | 82.0 |
| Bellman .....    | 53-33 | 55  | 68  | 80.9 |
| Stout .....      | 51-11 | 64  | 70  | 91.4 |
| Zadroga .....    | 50-29 | 59  | 72  | 81.9 |
| Simmons .....    | 51- 9 | 55  | 62  | 88.7 |
| Dean .....       | 53- 6 | 49  | 54  | 90.7 |
| Stinson .....    | 52-38 | 93  | 108 | 86.1 |
| Bruce .....      | 51-35 | 79  | 94  | 84.0 |
| Maddox .....     | 52-28 | 54  | 66  | 81.8 |
| Martin .....     | 50-29 | 89  | 102 | 87.2 |
| Carmack .....    | 50-35 | 53  | 70  | 75.7 |
| Carson .....     | 52-13 | 44  | 42  | 84.6 |
| Fenicchia .....  | 50-30 | 78  | 92  | 84.8 |
| Engle .....      | 50-18 | 83  | 94  | 88.3 |
| R. Kuchcinski..  | 52-25 | 61  | 74  | 82.4 |
| Allen .....      | 50-14 | 68  | 78  | 87.1 |
| Day .....        | 52-40 | 126 | 142 | 88.7 |
| Focht .....      | 50-37 | 89  | 110 | 80.9 |
| Solomon .....    | 55-18 | 47  | 58  | 81.0 |
| Kabel .....      | 50-26 | 98  | 110 | 89.0 |
| Hohl .....       | 50-40 | 120 | 140 | 85.7 |

Won 35 — Lost 0      2400   2832   84.7

## 2. ELMER HOHL, Ontario—Def. Champion

| Opponent         | Score | R   | SP  | %    |
|------------------|-------|-----|-----|------|
| Toole .....      | 52-25 | 90  | 102 | 88.2 |
| Jensen .....     | 50- 3 | 44  | 48  | 91.7 |
| Anthony .....    | 50-31 | 89  | 106 | 83.9 |
| Manker .....     | 51- 7 | 43  | 50  | 86.0 |
| Smith .....      | 51-25 | 68  | 80  | 85.0 |
| R. Kuchcinski..  | 50- 9 | 51  | 62  | 82.2 |
| Shriver .....    | 52-10 | 42  | 48  | 87.5 |
| Dean .....       | 50-14 | 51  | 60  | 85.0 |
| Fenicchia .....  | 52- 8 | 65  | 70  | 92.8 |
| Carmack .....    | 51-11 | 68  | 76  | 89.5 |
| Simmons .....    | 51-34 | 50  | 64  | 78.1 |
| Knisley .....    | 52-34 | 76  | 94  | 80.8 |
| Natale .....     | 52-30 | 75  | 88  | 85.2 |
| Schneider .....  | 52-12 | 46  | 54  | 85.2 |
| Rademacher ..... | 51-40 | 62  | 80  | 77.5 |
| Riffle .....     | 51-16 | 60  | 66  | 90.9 |
| Williams .....   | 53- 5 | 54  | 60  | 90.0 |
| Allen .....      | 50-33 | 67  | 84  | 79.8 |
| Paglarini .....  | 53-13 | 50  | 58  | 86.2 |
| Bellman .....    | 50-10 | 98  | 104 | 94.2 |
| Zadroga .....    | 54-36 | 98  | 114 | 95.9 |
| Stout .....      | 51-24 | 106 | 118 | 89.8 |
| Potts .....      | 50-40 | 104 | 122 | 85.2 |
| Stinson .....    | 52-35 | 98  | 112 | 87.5 |
| Bruce .....      | 51-23 | 61  | 74  | 82.4 |
| Martin .....     | 46-52 | 164 | 186 | 88.1 |
| Maddox .....     | 51-31 | 76  | 90  | 84.4 |
| Carson .....     | 52-23 | 64  | 78  | 82.0 |
| Martz .....      | 52-16 | 53  | 66  | 80.3 |
| Engle .....      | 55-39 | 120 | 134 | 89.5 |
| Solomon .....    | 50-19 | 69  | 80  | 86.2 |
| Kabel .....      | 52-16 | 61  | 68  | 89.7 |
| Focht .....      | 50- 7 | 65  | 72  | 90.3 |
| Day .....        | 52-21 | 96  | 104 | 92.3 |
| D. Kuchcinski..  | 40-50 | 118 | 140 | 84.2 |

Won 33 — Lost 2      2602   3012   86.4

## 3. RAY MARTIN, III.—Qual. 537

| Opponent         | Score | R   | SP  | %    |
|------------------|-------|-----|-----|------|
| Carmack .....    | 53-21 | 69  | 78  | 88.5 |
| Fenicchia .....  | 51-18 | 68  | 78  | 87.1 |
| Stout .....      | 51-31 | 64  | 78  | 82.0 |
| Maddox .....     | 51-48 | 146 | 168 | 86.9 |
| Riffle .....     | 48-51 | 76  | 104 | 73.0 |
| Natale .....     | 52-13 | 76  | 90  | 84.4 |
| Bellman .....    | 50-32 | 76  | 92  | 82.6 |
| Knisley .....    | 52-41 | 129 | 148 | 87.1 |
| Simmons .....    | 51- 6 | 61  | 64  | 95.3 |
| Dean .....       | 51-13 | 54  | 68  | 79.4 |
| Smith .....      | 50-13 | 66  | 76  | 86.8 |
| Paglarini .....  | 51-20 | 104 | 112 | 92.8 |
| Bruce .....      | 54-21 | 82  | 90  | 89.1 |
| Potts .....      | 51-27 | 147 | 158 | 93.0 |
| Shriver .....    | 54-19 | 80  | 88  | 90.9 |
| R. Kuchcinski..  | 52-15 | 44  | 50  | 88.0 |
| Schneider .....  | 52-12 | 48  | 56  | 85.7 |
| Day .....        | 37-54 | 98  | 122 | 80.3 |
| Williams .....   | 51- 3 | 39  | 42  | 92.8 |
| Martz .....      | 50-24 | 68  | 82  | 82.9 |
| Focht .....      | 52-19 | 92  | 100 | 92.0 |
| Manker .....     | 52-41 | 89  | 108 | 82.4 |
| Toole .....      | 53-49 | 89  | 108 | 82.4 |
| D. Kuchcinski..  | 29-50 | 83  | 102 | 81.3 |
| Jensen .....     | 51-11 | 43  | 52  | 82.7 |
| Hohl .....       | 52-46 | 167 | 186 | 89.7 |
| Rademacher ..... | 50-28 | 87  | 100 | 87.0 |
| Kabel .....      | 50-15 | 94  | 104 | 90.3 |
| Anthony .....    | 52-34 | 73  | 90  | 81.1 |
| Solomon .....    | 50-45 | 95  | 118 | 80.5 |
| Zadroga .....    | 50-52 | 82  | 104 | 78.8 |
| Stinson .....    | 52-34 | 89  | 104 | 85.5 |
| Engle .....      | 44-50 | 103 | 128 | 80.4 |
| Allen .....      | 50- 6 | 46  | 52  | 88.5 |
| Carson .....     | 52-22 | 81  | 90  | 90.0 |

Won 35 — Lost 5      2908   3390   85.8

## 4. CURT DAY, Ind.—Qual. 548

| Opponent        | Score | R   | SP  | %    |
|-----------------|-------|-----|-----|------|
| Paglarini ..... | 50-38 | 55  | 74  | 74.3 |
| Riffle .....    | 52-12 | 43  | 48  | 89.6 |
| Rademacher .... | 52-17 | 66  | 74  | 89.2 |
| Bellman .....   | 52-35 | 87  | 102 | 85.2 |
| Bruce .....     | 52- 9 | 82  | 86  | 95.3 |
| Fenicchia ..... | 51-13 | 60  | 70  | 85.7 |
| Stout .....     | 50-20 | 65  | 76  | 85.5 |
| Schneider ..... | 51-15 | 75  | 86  | 87.2 |
| R. Kuchcinski.. | 54-13 | 63  | 70  | 90.0 |
| Williams .....  | 50-36 | 72  | 92  | 78.3 |
| Natale .....    | 50-42 | 62  | 82  | 75.6 |
| Potts .....     | 52-14 | 63  | 70  | 90.0 |
| Simmons .....   | 50-17 | 64  | 74  | 86.5 |
| Dean .....      | 54-15 | 53  | 60  | 88.3 |
| Anthony .....   | 52-34 | 72  | 86  | 83.7 |
| Jensen .....    | 51-13 | 51  | 62  | 82.2 |
| Carmack .....   | 50-11 | 56  | 64  | 87.5 |
| Martin .....    | 54-37 | 104 | 122 | 85.2 |
| Toole .....     | 55-27 | 83  | 96  | 86.4 |
| Manker .....    | 52-20 | 47  | 58  | 81.0 |
| Carson .....    | 50-14 | 46  | 58  | 79.3 |
| Shriver .....   | 52-13 | 59  | 68  | 86.8 |
| Knisley .....   | 50-24 | 78  | 90  | 86.7 |
| Engle .....     | 50-13 | 39  | 46  | 84.8 |
| Smith .....     | 51- 7 | 65  | 70  | 92.8 |
| Allen .....     | 51-19 | 57  | 64  | 89.0 |
| Martz .....     | 50-13 | 55  | 62  | 88.7 |
| Zadroga .....   | 43-51 | 121 | 144 | 84.0 |
| Maddox .....    | 55-20 | 73  | 86  | 84.9 |
| Stinson .....   | 31-50 | 66  | 86  | 76.7 |
| D. Kuchcinski.. | 40-52 | 122 | 142 | 85.9 |
| Solomon .....   | 52-16 | 97  | 106 | 91.5 |
| Kabel .....     | 51-31 | 61  | 72  | 84.7 |
| Hohl .....      | 21-52 | 86  | 104 | 82.6 |
| Focht .....     | 39-50 | 92  | 110 | 83.6 |

Won 30 — Lost 5      2440   2860   85.3

## 5. ROY SMITH, Mich.—Qual. 512

| Opponent        | Score | R   | SP  | %    |
|-----------------|-------|-----|-----|------|
| Engle .....     | 52-22 | 92  | 108 | 85.1 |
| Paglarini ..... | 51-18 | 37  | 50  | 74.0 |
| Zadroga .....   | 21-54 | 61  | 84  | 72.6 |
| Simmons .....   | 50-39 | 58  | 78  | 74.3 |
| Hohl .....      | 25-51 | 60  | 80  | 75.0 |
| Schneider ..... | 51-34 | 45  | 62  | 72.6 |
| D. Kuchcinski.. | 29-51 | 55  | 76  | 72.4 |
| Anthony .....   | 54-49 | 93  | 116 | 80.1 |
| Dean .....      | 50-38 | 65  | 86  | 75.6 |
| Focht .....     | 51-32 | 79  | 102 | 77.4 |
| Martin .....    | 13-50 | 53  | 76  | 69.7 |
| Bellman .....   | 50-31 | 79  | 96  | 82.3 |
| Allen .....     | 51-38 | 62  | 88  | 70.4 |
| Rademacher .... | 53-21 | 63  | 74  | 85.1 |
| Carson .....    | 51- 9 | 56  | 62  | 90.3 |
| Toole .....     | 53-13 | 66  | 74  | 89.2 |
| Kabel .....     | 51-32 | 124 | 138 | 89.8 |
| Knisley .....   | 33-50 | 51  | 72  | 70.8 |
| Stinson .....   | 50-26 | 57  | 74  | 77.0 |
| Natale .....    | 51-22 | 60  | 72  | 83.3 |
| Fenicchia ..... | 51-46 | 67  | 88  | 76.1 |
| Solomon .....   | 50-42 | 88  | 108 | 81.4 |
| Manker .....    | 50-17 | 50  | 60  | 83.3 |
| Maddox .....    | 33-51 | 71  | 92  | 77.2 |
| Day .....       | 7-51  | 50  | 70  | 71.4 |
| Potts .....     | 50-46 | 75  | 94  | 78.7 |
| Jensen .....    | 52-14 | 49  | 60  | 81.6 |
| R. Kuchcinski.. | 51-30 | 74  | 88  | 84.1 |
| Riffle .....    | 52-44 | 69  | 88  | 78.4 |
| Martz .....     | 52-17 | 65  | 80  | 81.2 |
| Stout .....     | 50-42 | 63  | 80  | 78.7 |
| Shriver .....   | 50-35 | 52  | 72  | 72.2 |
| Carmack .....   | 50-22 | 52  | 64  | 81.2 |
| Bruce .....     | 53-35 | 94  | 110 | 85.4 |
| Williams .....  | 51- 6 | 29  | 36  | 80.1 |

Won 28 — Lost 7      2264   2858   79.2

## 6. FRANK STINSON, Minn.—Qual. 531

| Opponent        | Score | R   | SP  | %    |
|-----------------|-------|-----|-----|------|
| Bruce .....     | 50-24 | 80  | 100 | 80.0 |
| Maddox .....    | 52-37 | 79  | 94  | 84.0 |
| Williams .....  | 50-37 | 72  | 94  | 76.6 |
| Potts .....     | 50-36 | 71  | 98  | 72.4 |
| Schneider ..... | 54-29 | 71  | 86  | 82.5 |
| Toole .....     | 52-44 | 124 | 144 | 86.1 |
| Riffle .....    | 52-38 | 73  | 94  | 77.6 |
| Fenicchia ..... | 51-41 | 78  | 104 | 75.0 |
| Paglarini ..... | 52-36 | 66  | 88  | 75.0 |
| Bellman .....   | 39-50 | 73  | 94  | 77.6 |
| Shriver .....   | 55- 4 | 43  | 50  | 86.0 |
| Anthony .....   | 49-50 | 74  | 102 | 72.5 |
| Stout .....     | 52-15 | 46  | 52  | 88.5 |
| R. Kuchcinski.. | 55- 7 | 51  | 58  | 87.9 |
| Carmack .....   | 52-44 | 83  | 106 | 78.3 |
| Martz .....     | 51-42 | 74  | 98  | 75.5 |
| Manker .....    | 51-40 | 66  | 80  | 82.5 |
| Focht .....     | 51-36 | 58  | 78  | 74.3 |
| Smith .....     | 26-50 | 51  | 74  | 68.9 |
| Knisley .....   | 50-43 | 78  | 100 | 78.0 |
| D. Kuchcinski.. | 38-52 | 88  | 108 | 81.4 |
| Jensen .....    | 51-46 | 78  | 102 | 76.4 |
| Rademacher .... | 51-33 | 92  | 110 | 83.6 |
| Hohl .....      | 35-52 | 92  | 112 | 82.1 |
| Dean .....      | 50-34 | 57  | 84  | 67.8 |
| Kabel .....     | 52-42 | 64  | 82  | 78.0 |
| Simmons .....   | 50-39 | 57  | 76  | 75.0 |
| Solomon .....   | 50-26 | 66  | 82  | 80.5 |
| Natale .....    | 46-50 | 89  | 110 | 80.9 |
| Day .....       | 50-31 | 71  | 86  | 82.6 |
| Engle .....     | 26-50 | 61  | 86  | 70.9 |
| Martin .....    | 34-52 | 82  | 104 | 78.8 |
| Allen .....     | 55-22 | 56  | 70  | 80.0 |
| Carson .....    | 50- 7 | 47  | 56  | 83.9 |
| Zadroga .....   | 52-27 | 66  | 80  | 82.5 |

Won 27 — Lost 8      2477   3122   79.1

## 7. AL ZADROGA, Pa.—Qual. 532

| Opponent        | Score | R   | SP  | %    |
|-----------------|-------|-----|-----|------|
| Stout .....     | 51-49 | 67  | 94  | 71.3 |
| Potts .....     | 48-50 | 99  | 126 | 78.5 |
| Smith .....     | 54-21 | 73  | 84  | 86.9 |
| R. Kuchcinski.. | 53-23 | 78  | 90  | 86.7 |
| Manker .....    | 51-42 | 80  | 102 | 78.4 |
| Rademacher ...  | 53-49 | 63  | 82  | 76.8 |
| Schneider ..... | 51-29 | 68  | 82  | 82.9 |
| Maddox .....    | 51-36 | 97  | 116 | 83.6 |
| Anthony .....   | 52-17 | 71  | 80  | 88.7 |
| Riffle .....    | 42-51 | 74  | 106 | 69.8 |
| Carmack .....   | 50-44 | 79  | 106 | 74.5 |
| Natale .....    | 50-13 | 47  | 54  | 87.0 |
| Williams .....  | 51-14 | 43  | 54  | 79.6 |
| Martz .....     | 23-50 | 55  | 76  | 72.4 |
| Bruce .....     | 46-50 | 107 | 134 | 79.8 |
| Knisley .....   | 37-55 | 64  | 86  | 74.4 |
| Jensen .....    | 52-24 | 69  | 84  | 82.1 |
| D. Kuchcinski.. | 29-50 | 52  | 72  | 72.2 |
| Shriver .....   | 38-51 | 50  | 72  | 69.4 |
| Fenicchia ..... | 50-28 | 81  | 104 | 77.8 |
| Hohl .....      | 36-54 | 90  | 114 | 78.9 |
| Dean .....      | 52-33 | 77  | 94  | 81.9 |
| Simmons .....   | 51-29 | 79  | 90  | 87.8 |
| Kabel .....     | 21-50 | 65  | 84  | 77.4 |
| Bellman .....   | 50-21 | 59  | 70  | 84.3 |
| Solomon .....   | 52-26 | 74  | 90  | 82.2 |
| Paglarini ..... | 51-29 | 50  | 64  | 78.1 |
| Day .....       | 51-43 | 122 | 144 | 84.7 |
| Toole .....     | 50-30 | 94  | 112 | 83.9 |
| Focht .....     | 51-27 | 79  | 92  | 85.9 |
| Martin .....    | 52-30 | 90  | 104 | 86.5 |
| Allen .....     | 51-48 | 73  | 94  | 77.6 |
| Carson .....    | 50-39 | 77  | 98  | 78.5 |
| Engle .....     | 33-50 | 57  | 80  | 71.2 |
| Stinson .....   | 27-52 | 56  | 80  | 70.0 |

Won 24 — Lost 11    2559   3214    79.6

## 8. RALPH MADDOX, W. Va.—Qual. 523

| Opponent        | Score | R   | SP  | %    |
|-----------------|-------|-----|-----|------|
| Bellman .....   | 34-51 | 81  | 102 | 79.4 |
| Stinson .....   | 37-52 | 74  | 94  | 78.7 |
| Jensen .....    | 50- 9 | 41  | 46  | 89.1 |
| Martin .....    | 48-51 | 145 | 168 | 86.3 |
| Simmons .....   | 50-12 | 57  | 64  | 89.0 |
| Focht .....     | 50-34 | 141 | 158 | 89.2 |
| Rademacher ...  | 52-16 | 60  | 74  | 81.0 |
| Zadroga .....   | 36-51 | 92  | 116 | 79.3 |
| Kabel .....     | 52-44 | 87  | 108 | 80.5 |
| Toole .....     | 54-22 | 53  | 70  | 75.7 |
| Schneider ..... | 21-50 | 40  | 64  | 62.5 |
| Solomon .....   | 50-49 | 59  | 80  | 73.7 |
| Dean .....      | 50-16 | 46  | 62  | 74.2 |
| Carson .....    | 51-48 | 66  | 76  | 86.8 |
| Riffle .....    | 50-30 | 76  | 88  | 86.4 |
| Engle .....     | 50-41 | 86  | 106 | 81.1 |
| Paglarini ..... | 50-45 | 73  | 94  | 77.6 |
| Carmack .....   | 52-10 | 54  | 60  | 90.0 |
| Manker .....    | 19-51 | 32  | 52  | 61.5 |
| Allen .....     | 38-51 | 58  | 80  | 72.5 |
| Shriver .....   | 51- 9 | 64  | 72  | 88.9 |
| Anthony .....   | 52-34 | 85  | 108 | 78.7 |
| D. Kuchcinski.. | 28-52 | 46  | 66  | 69.7 |
| Smith .....     | 51-33 | 76  | 92  | 82.6 |
| Natale .....    | 53-33 | 53  | 70  | 75.7 |
| Williams .....  | 52-23 | 57  | 74  | 77.0 |
| Hohl .....      | 31-51 | 70  | 90  | 77.8 |
| Stout .....     | 50-34 | 106 | 126 | 84.1 |
| Day .....       | 20-55 | 62  | 86  | 72.1 |
| Bruce .....     | 50-33 | 60  | 76  | 78.9 |
| Knisley .....   | 48-52 | 73  | 94  | 77.6 |
| Potts .....     | 50-38 | 61  | 82  | 74.4 |
| Martz .....     | 42-53 | 67  | 88  | 76.1 |
| R. Kuchcinski.. | 53- 6 | 42  | 46  | 91.3 |
| Fenicchia ..... | 50-17 | 89  | 100 | 89.0 |

Won 23 — Lost 12    2432   3032    80.2

## 9. PAUL FOCHT, Ohio—Qual. 555

| Opponent        | Score | R   | SP  | %    |
|-----------------|-------|-----|-----|------|
| Anthony .....   | 50-49 | 81  | 108 | 75.0 |
| Schneider ..... | 33-50 | 85  | 108 | 78.7 |
| Simmons .....   | 24-52 | 64  | 84  | 76.2 |
| Riffle .....    | 52-11 | 71  | 78  | 91.0 |
| Stout .....     | 50-32 | 85  | 100 | 85.0 |
| Maddox .....    | 34-50 | 135 | 158 | 85.4 |
| Williams .....  | 52-44 | 73  | 94  | 77.6 |
| Manker .....    | 53-39 | 56  | 78  | 71.8 |
| Martz .....     | 50-33 | 82  | 100 | 82.0 |
| Smith .....     | 32-51 | 74  | 102 | 72.5 |
| Toole .....     | 52-48 | 53  | 78  | 67.9 |
| R. Kuchcinski.. | 50-29 | 69  | 82  | 84.1 |
| Paglarini ..... | 51-23 | 80  | 100 | 82.0 |
| Bellman .....   | 51-31 | 88  | 102 | 86.2 |
| Natale .....    | 52-21 | 69  | 80  | 86.2 |
| Dean .....      | 51-21 | 58  | 68  | 85.3 |
| Bruce .....     | 46-51 | 121 | 142 | 85.3 |
| Stinson .....   | 36-51 | 55  | 78  | 70.5 |
| Rademacher ...  | 50-28 | 99  | 116 | 85.3 |
| Jensen .....    | 50-41 | 48  | 68  | 70.6 |
| Martin .....    | 19-52 | 78  | 100 | 78.0 |
| Carmack .....   | 52-34 | 52  | 66  | 78.8 |
| Fenicchia ..... | 22-52 | 71  | 90  | 78.9 |
| Carson .....    | 51-12 | 38  | 44  | 86.4 |
| Shriver .....   | 51-24 | 53  | 68  | 77.9 |
| Engle .....     | 52-33 | 75  | 92  | 81.5 |
| Knisley .....   | 21-52 | 67  | 90  | 74.4 |
| Allen .....     | 55-27 | 63  | 78  | 80.8 |
| Potts .....     | 51-49 | 87  | 110 | 79.0 |
| Zadroga .....   | 27-51 | 70  | 92  | 76.1 |
| Kabel .....     | 51-43 | 84  | 102 | 82.3 |
| D. Kuchcinski.. | 37-50 | 85  | 110 | 77.2 |
| Hohl .....      | 7-50  | 50  | 72  | 69.4 |
| Solomon .....   | 50-35 | 57  | 72  | 79.2 |
| Day .....       | 50-39 | 95  | 110 | 86.3 |

Won 23 — Lost 12    2571   3220    79.8



## 10. CLAIR BRUCE, Pa.—Qual. 517

| Opponent         | Score | R   | SP  | %    |
|------------------|-------|-----|-----|------|
| Stinson .....    | 24-50 | 73  | 100 | 73.0 |
| Toole .....      | 51-26 | 63  | 80  | 78.7 |
| Carson .....     | 31-52 | 92  | 114 | 80.6 |
| Natale .....     | 54-36 | 80  | 98  | 81.6 |
| Day .....        | 9-52  | 68  | 86  | 79.1 |
| Dean .....       | 50-30 | 55  | 72  | 76.4 |
| Solomon .....    | 21-50 | 84  | 106 | 79.2 |
| Rademacher ..... | 52-47 | 82  | 102 | 80.3 |
| Schneider .....  | 51-37 | 60  | 72  | 83.3 |
| Kabel .....      | 52-34 | 63  | 78  | 80.8 |
| Allen .....      | 51-41 | 68  | 92  | 73.9 |
| Manker .....     | 52-10 | 40  | 46  | 86.9 |
| Martin .....     | 21-54 | 71  | 90  | 78.9 |
| Anthony .....    | 49-50 | 112 | 136 | 82.3 |
| Zadroga .....    | 50-46 | 111 | 134 | 82.8 |
| Paglarini .....  | 52-31 | 68  | 82  | 82.9 |
| Focht .....      | 51-46 | 124 | 142 | 87.3 |
| Potts .....      | 51-48 | 62  | 88  | 70.4 |
| Engle .....      | 51-23 | 67  | 80  | 83.7 |
| Simmons .....    | 53-38 | 89  | 110 | 80.9 |
| R. Kuchcinski..  | 37-52 | 63  | 84  | 75.0 |
| D. Kuchcinski..  | 35-51 | 73  | 94  | 77.6 |
| Bellman .....    | 52-44 | 103 | 126 | 81.7 |
| Martz .....      | 51-37 | 68  | 88  | 77.3 |
| Hohl .....       | 23-51 | 52  | 74  | 72.2 |
| Knisley .....    | 23-51 | 54  | 78  | 69.2 |
| Riffle .....     | 52-33 | 54  | 76  | 71.0 |
| Fenicchia .....  | 50-34 | 74  | 88  | 84.1 |
| Jensen .....     | 52-48 | 64  | 88  | 72.7 |
| Maddox .....     | 33-50 | 54  | 76  | 71.0 |
| Shriver .....    | 51-22 | 55  | 68  | 80.9 |
| Carmack .....    | 51-49 | 68  | 92  | 73.9 |
| Williams .....   | 52- 6 | 38  | 48  | 79.2 |
| Smith .....      | 35-53 | 88  | 110 | 80.0 |
| Stout .....      | 51-22 | 66  | 78  | 84.0 |

Won 23 — Lost 12 2506 3176 78.9

## 11. JIM KNISLEY, Ohio—Qual. 530

| Opponent         | Score | R   | SP  | %    |
|------------------|-------|-----|-----|------|
| Jensen .....     | 50-23 | 52  | 64  | 81.2 |
| Carson .....     | 52-24 | 60  | 76  | 78.9 |
| Schneider .....  | 54-36 | 55  | 72  | 76.4 |
| Engle .....      | 44-55 | 75  | 98  | 76.5 |
| Toole .....      | 52-29 | 53  | 66  | 80.3 |
| Solomon .....    | 50-38 | 97  | 114 | 85.0 |
| Natale .....     | 52-14 | 65  | 78  | 83.3 |
| Martin .....     | 41-52 | 114 | 148 | 77.0 |
| D. Kuchcinski..  | 34-52 | 58  | 82  | 70.7 |
| Anthony .....    | 44-50 | 55  | 82  | 67.1 |
| Bellman .....    | 45-52 | 70  | 94  | 74.4 |
| Hohl .....       | 34-52 | 71  | 94  | 75.5 |
| Manker .....     | 51-35 | 77  | 96  | 80.2 |
| Allen .....      | 17-52 | 95  | 118 | 80.5 |
| Dean .....       | 52-32 | 63  | 78  | 80.8 |
| Zadroga .....    | 55-37 | 71  | 86  | 82.6 |
| Rademacher ..... | 34-52 | 69  | 94  | 73.4 |
| Smith .....      | 50-33 | 57  | 72  | 79.2 |
| Riffle .....     | 47-51 | 94  | 124 | 75.8 |
| Stinson .....    | 43-50 | 77  | 100 | 77.0 |
| Williams .....   | 52-36 | 57  | 80  | 71.2 |
| Simmons .....    | 50-36 | 56  | 74  | 75.7 |
| Day .....        | 24-50 | 69  | 90  | 76.7 |
| Stout .....      | 29-52 | 65  | 86  | 75.6 |
| Paglarini .....  | 51-41 | 79  | 100 | 79.0 |
| Bruce .....      | 51-23 | 64  | 78  | 82.0 |
| Focht .....      | 52-21 | 77  | 90  | 85.5 |
| Carmack .....    | 51-28 | 73  | 90  | 81.1 |
| Kabel .....      | 52-49 | 44  | 56  | 78.6 |
| Shriver .....    | 50-16 | 42  | 52  | 80.8 |
| Maddox .....     | 52-48 | 73  | 94  | 77.6 |
| Fenicchia .....  | 50-41 | 62  | 82  | 75.6 |
| R. Kuchcinski..  | 52-12 | 45  | 56  | 80.3 |
| Potts .....      | 50-34 | 71  | 88  | 80.7 |
| Martz .....      | 51-40 | 73  | 90  | 81.1 |

Won 23 — Lost 12 2377 3042 78.1

## 12. OSCAR ENGLE, Pa.—Qual. 533

| Opponent         | Score | R   | SP  | %    |
|------------------|-------|-----|-----|------|
| Smith .....      | 22-52 | 84  | 108 | 77.7 |
| Martz .....      | 52-33 | 60  | 72  | 83.3 |
| Carmack .....    | 50-41 | 72  | 94  | 76.6 |
| Knisley .....    | 55-44 | 78  | 98  | 79.6 |
| Dean .....       | 51-10 | 59  | 70  | 84.3 |
| Paglarini .....  | 43-54 | 79  | 106 | 74.5 |
| Jensen .....     | 50-19 | 62  | 78  | 79.5 |
| R. Kuchcinski..  | 53-27 | 55  | 70  | 78.6 |
| Toole .....      | 50-30 | 73  | 88  | 82.9 |
| Manker .....     | 50-24 | 55  | 68  | 80.9 |
| Stout .....      | 51-24 | 74  | 92  | 80.4 |
| Rademacher ..... | 52-18 | 66  | 82  | 80.5 |
| Shriver .....    | 50-35 | 71  | 86  | 82.5 |
| Fenicchia .....  | 54-49 | 112 | 132 | 84.8 |
| Williams .....   | 50-17 | 51  | 64  | 79.6 |
| Maddox .....     | 41-50 | 83  | 106 | 78.3 |
| Bellman .....    | 50-41 | 81  | 100 | 81.0 |
| Kabel .....      | 39-50 | 71  | 94  | 75.5 |
| Bruce .....      | 23-51 | 58  | 80  | 72.5 |
| Potts .....      | 52-33 | 70  | 90  | 77.8 |
| Solomon .....    | 53-46 | 89  | 110 | 80.9 |
| Riffle .....     | 50-27 | 77  | 94  | 81.9 |
| Anthony .....    | 36-50 | 71  | 92  | 77.2 |
| Day .....        | 13-50 | 27  | 46  | 58.7 |
| Schneider .....  | 33-52 | 65  | 90  | 72.2 |
| Focht .....      | 33-52 | 70  | 92  | 76.1 |
| Natale .....     | 50-22 | 70  | 80  | 87.5 |
| D. Kuchcinski..  | 18-50 | 71  | 94  | 75.5 |
| Simmons .....    | 39-50 | 75  | 96  | 78.1 |
| Hohl .....       | 39-55 | 113 | 134 | 84.3 |
| Stinson .....    | 50-26 | 70  | 86  | 81.4 |
| Carson .....     | 50-45 | 61  | 82  | 71.9 |
| Martin .....     | 50-44 | 105 | 128 | 82.0 |
| Zadroga .....    | 50-33 | 62  | 80  | 77.5 |
| Allen .....      | 49-51 | 79  | 102 | 77.4 |

Won 22 — Lost 13 2519 3184 79.1

## 13. CLYDE MARTZ, Pa.—Qual. 529

| Opponent         | Score | R  | SP  | %    |
|------------------|-------|----|-----|------|
| Manker .....     | 45-52 | 75 | 100 | 75.0 |
| Engle .....      | 23-52 | 50 | 72  | 69.4 |
| Riffle .....     | 50-46 | 81 | 106 | 76.4 |
| Allen .....      | 50-32 | 66 | 82  | 80.5 |
| Natale .....     | 51-28 | 63 | 74  | 85.1 |
| Kabel .....      | 51-17 | 59 | 68  | 86.8 |
| Anthony .....    | 25-54 | 44 | 62  | 70.7 |
| Carson .....     | 50-42 | 76 | 96  | 79.2 |
| Focht .....      | 33-52 | 76 | 100 | 76.0 |
| Paglarini .....  | 32-51 | 45 | 68  | 66.2 |
| Dean .....       | 52-22 | 51 | 66  | 77.2 |
| D. Kuchcinski..  | 20-50 | 61 | 84  | 72.6 |
| Schneider .....  | 50-10 | 39 | 46  | 84.8 |
| Zadroga .....    | 50-23 | 64 | 76  | 84.2 |
| Jensen .....     | 51-32 | 70 | 92  | 76.1 |
| Stinson .....    | 42-51 | 69 | 98  | 70.4 |
| Toole .....      | 52-41 | 73 | 98  | 74.5 |
| Williams .....   | 53-34 | 51 | 70  | 72.8 |
| Bellman .....    | 50-28 | 80 | 96  | 83.3 |
| Martin .....     | 24-50 | 59 | 82  | 71.9 |
| Stout .....      | 50-20 | 47 | 60  | 78.3 |
| Rademacher ..... | 51-42 | 73 | 90  | 81.1 |
| Solomon .....    | 50-26 | 68 | 84  | 80.9 |
| Bruce .....      | 37-51 | 63 | 88  | 71.6 |
| Simmons .....    | 51-48 | 82 | 106 | 77.3 |
| Carmack .....    | 50-34 | 75 | 98  | 76.5 |
| Day .....        | 13-50 | 42 | 62  | 66.7 |
| Shriver .....    | 52-44 | 66 | 92  | 71.7 |
| Hohl .....       | 16-52 | 41 | 66  | 62.1 |
| Smith .....      | 17-52 | 53 | 80  | 66.2 |
| Potts .....      | 52-37 | 63 | 90  | 70.0 |
| R. Kuchcinski..  | 50-24 | 52 | 66  | 78.8 |
| Maddox .....     | 53-42 | 69 | 88  | 78.4 |
| Fenicchia .....  | 39-51 | 70 | 94  | 74.4 |
| Knisley .....    | 40-51 | 69 | 90  | 76.7 |

Won 21 — Lost 14      2185   2890      75.6

## 14. CLARENCE BELLMAN, Ind.—Qual. 510

| Opponent         | Score | R   | SP  | %    |
|------------------|-------|-----|-----|------|
| Maddox .....     | 51-34 | 88  | 102 | 86.2 |
| Solomon .....    | 50-29 | 69  | 86  | 80.2 |
| R. Kuchcinski..  | 51-26 | 84  | 96  | 87.5 |
| Day .....        | 35-52 | 83  | 102 | 81.3 |
| Carson .....     | 55-49 | 115 | 138 | 83.3 |
| Stout .....      | 30-51 | 59  | 78  | 75.6 |
| Martin .....     | 32-50 | 69  | 92  | 75.0 |
| Kabel .....      | 50-22 | 53  | 68  | 77.9 |
| Shriver .....    | 51-25 | 70  | 82  | 85.4 |
| Stinson .....    | 50-39 | 77  | 94  | 81.9 |
| Knisley .....    | 52-45 | 73  | 94  | 77.6 |
| Smith .....      | 31-50 | 75  | 96  | 78.1 |
| Potts .....      | 46-50 | 77  | 102 | 75.4 |
| Focht .....      | 31-51 | 82  | 102 | 80.3 |
| Fenicchia .....  | 34-51 | 61  | 86  | 70.9 |
| D. Kuchcinski..  | 33-53 | 49  | 68  | 72.0 |
| Engle .....      | 41-50 | 78  | 100 | 78.0 |
| Natale .....     | 52-15 | 59  | 70  | 84.3 |
| Martz .....      | 28-50 | 72  | 96  | 75.0 |
| Hohl .....       | 10-50 | 85  | 104 | 81.7 |
| Toole .....      | 44-51 | 79  | 102 | 77.4 |
| Allen .....      | 52-39 | 91  | 112 | 81.2 |
| Bruce .....      | 44-52 | 100 | 126 | 79.6 |
| Rademacher ..... | 52-32 | 71  | 88  | 80.7 |
| Zadroga .....    | 21-50 | 49  | 70  | 70.0 |
| Simmons .....    | 50-40 | 88  | 106 | 83.0 |
| Carmack .....    | 51-29 | 58  | 74  | 78.4 |
| Paglarini .....  | 51-30 | 77  | 96  | 80.2 |
| Williams .....   | 51-13 | 53  | 60  | 88.3 |
| Anthony .....    | 50-27 | 68  | 82  | 82.9 |
| Schneider .....  | 50-47 | 65  | 88  | 73.9 |
| Riffle .....     | 55-49 | 53  | 84  | 63.1 |
| Manker .....     | 39-51 | 84  | 114 | 73.6 |
| Jensen .....     | 50-29 | 43  | 58  | 74.1 |
| Dean .....       | 50-20 | 53  | 64  | 82.8 |

Won 20 — Lost 15      2510   3180      78.9

## 15. HAROLD ANTHONY, Ohio—503

| Opponent         | Score | R   | SP  | %    |
|------------------|-------|-----|-----|------|
| Focht .....      | 49-50 | 80  | 108 | 74.0 |
| Shriver .....    | 32-51 | 50  | 74  | 67.6 |
| Hohl .....       | 31-50 | 82  | 106 | 77.3 |
| Carmack .....    | 51-46 | 74  | 98  | 75.5 |
| R. Kuchcinski..  | 30-54 | 46  | 66  | 69.7 |
| Carson .....     | 51-38 | 73  | 94  | 77.6 |
| Martz .....      | 54-25 | 53  | 62  | 85.4 |
| Smith .....      | 49-54 | 91  | 116 | 78.4 |
| Zadroga .....    | 17-52 | 59  | 80  | 73.7 |
| Knisley .....    | 50-44 | 57  | 82  | 69.5 |
| Solomon .....    | 52-30 | 73  | 96  | 76.0 |
| Stinson .....    | 50-49 | 76  | 102 | 74.5 |
| D. Kuchcinski..  | 12-51 | 41  | 60  | 68.3 |
| Bruce .....      | 50-49 | 112 | 136 | 82.3 |
| Day .....        | 34-52 | 66  | 86  | 76.7 |
| Stout .....      | 50-14 | 53  | 62  | 85.4 |
| Potts .....      | 51-20 | 51  | 62  | 82.2 |
| Dean .....       | 51-33 | 58  | 76  | 76.3 |
| Kabel .....      | 52-37 | 62  | 80  | 77.5 |
| Williams .....   | 51-23 | 71  | 92  | 77.2 |
| Jensen .....     | 28-50 | 38  | 60  | 63.3 |
| Maddox .....     | 34-52 | 79  | 108 | 73.1 |
| Engle .....      | 50-36 | 76  | 92  | 82.6 |
| Manker .....     | 30-53 | 74  | 100 | 74.0 |
| Fenicchia .....  | 50-31 | 62  | 82  | 75.6 |
| Schneider .....  | 52-32 | 60  | 82  | 73.2 |
| Allen .....      | 30-52 | 47  | 68  | 69.1 |
| Riffle .....     | 51-39 | 69  | 88  | 78.4 |
| Martin .....     | 31-52 | 68  | 90  | 75.5 |
| Bellman .....    | 27-50 | 60  | 82  | 73.2 |
| Simmons .....    | 50-47 | 63  | 88  | 71.6 |
| Natale .....     | 50-25 | 58  | 72  | 80.5 |
| Toole .....      | 18-55 | 36  | 58  | 62.1 |
| Rademacher ..... | 52-20 | 54  | 70  | 77.1 |
| Paglarini .....  | 50-48 | 80  | 104 | 76.9 |

Won 20 — Lost 15      2252   2984      75.5

## 16. TED ALLEN, Colo.—Qual. 533

| Opponent        | Score   | R    | SP   | %    | Opponent        | Score   | R    | SP   | %    | Opponent        | Score   | R    | SP   | %    |
|-----------------|---------|------|------|------|-----------------|---------|------|------|------|-----------------|---------|------|------|------|
| Williams .....  | 44-52   | 68   | 92   | 73.9 | Riffle .....    | 54-30   | 66   | 82   | 80.5 | Martz .....     | 52-45   | 77   | 100  | 77.0 |
| R. Kuchcinski.. | 50-31   | 63   | 82   | 76.8 | Zadroga .....   | 50-48   | 100  | 126  | 79.6 | D. Kuchcinski.. | 25-51   | 47   | 66   | 71.2 |
| Shriver .....   | 52-12   | 54   | 64   | 84.4 | Dean .....      | 50-37   | 71   | 90   | 78.9 | Fenicchia ..... | 32-53   | 46   | 72   | 63.8 |
| Martz .....     | 32-50   | 60   | 82   | 73.2 | Stinson .....   | 36-50   | 69   | 98   | 70.4 | Hohl .....      | 7-51    | 29   | 50   | 58.0 |
| Jensen .....    | 53-27   | 62   | 74   | 83.8 | Paglarini ..... | 51-40   | 61   | 82   | 74.4 | Zadroga .....   | 42-51   | 78   | 102  | 76.4 |
| Simmons .....   | 52-26   | 51   | 66   | 77.2 | D. Kuchcinski.. | 37-55   | 102  | 126  | 80.9 | Shriver .....   | 52-37   | 66   | 84   | 78.6 |
| Manker .....    | 52-35   | 83   | 106  | 78.3 | Simmons .....   | 50-16   | 37   | 46   | 80.4 | Allen .....     | 35-52   | 80   | 106  | 75.4 |
| Potts .....     | 39-51   | 69   | 94   | 73.4 | Allen .....     | 51-39   | 73   | 94   | 77.6 | Focht .....     | 39-53   | 50   | 78   | 64.1 |
| Natale .....    | 51-17   | 57   | 70   | 81.4 | Solomon .....   | 50-30   | 54   | 78   | 69.2 | Stout .....     | 54-35   | 68   | 86   | 79.1 |
| Schneider ..... | 50-28   | 64   | 84   | 76.2 | Rademacher ..   | 52-41   | 84   | 106  | 79.2 | Engle .....     | 24-50   | 48   | 68   | 70.6 |
| Bruce .....     | 41-51   | 63   | 92   | 68.5 | Manker .....    | 23-53   | 50   | 78   | 64.1 | Potts .....     | 53-22   | 58   | 78   | 74.4 |
| Toole .....     | 50-32   | 55   | 72   | 76.4 | Day .....       | 14-52   | 50   | 70   | 71.4 | Bruce .....     | 10-52   | 26   | 46   | 56.5 |
| Smith .....     | 38-51   | 58   | 88   | 65.9 | Bellman .....   | 50-46   | 76   | 102  | 74.5 | Knisley .....   | 35-51   | 71   | 96   | 73.9 |
| Knisley .....   | 52-17   | 104  | 118  | 88.1 | Martin .....    | 27-51   | 138  | 158  | 87.3 | Kabel .....     | 41-51   | 84   | 108  | 77.7 |
| Stout .....     | 50-29   | 61   | 74   | 82.4 | Schneider ..... | 52-42   | 79   | 102  | 77.4 | R. Kuchcinski.. | 49-52   | 69   | 100  | 69.0 |
| Fenicchia ..... | 50-37   | 61   | 80   | 76.2 | Carson .....    | 52-43   | 69   | 92   | 75.0 | Solomon .....   | 50-40   | 73   | 96   | 76.0 |
| Dean .....      | 37-50   | 73   | 92   | 79.3 | Anthony .....   | 20-51   | 41   | 62   | 66.1 | Stinson .....   | 40-51   | 61   | 80   | 76.2 |
| Hohl .....      | 33-50   | 63   | 84   | 75.0 | Bruce .....     | 48-51   | 60   | 88   | 68.2 | Simmons .....   | 50-49   | 66   | 88   | 75.0 |
| Carmack .....   | 52-49   | 97   | 126  | 76.9 | Jensen .....    | 55-9    | 42   | 50   | 84.0 | Maddox .....    | 51-19   | 42   | 52   | 80.7 |
| Maddox .....    | 51-38   | 62   | 80   | 77.5 | Engle .....     | 33-52   | 66   | 90   | 73.7 | Day .....       | 20-52   | 35   | 58   | 60.3 |
| Kabel .....     | 51-43   | 85   | 108  | 78.7 | Carmack .....   | 54-21   | 48   | 62   | 77.4 | Paglarini ..... | 51-41   | 59   | 78   | 75.6 |
| Bellman .....   | 39-52   | 87   | 112  | 77.6 | Natale .....    | 47-50   | 79   | 100  | 79.0 | Martin .....    | 41-52   | 86   | 108  | 79.6 |
| Paglarini ..... | 50-29   | 59   | 78   | 75.6 | Hohl .....      | 40-50   | 100  | 122  | 81.9 | Smith .....     | 17-50   | 39   | 60   | 65.0 |
| Solomon .....   | 50-28   | 63   | 84   | 75.0 | Shriver .....   | 46-52   | 65   | 90   | 72.2 | Anthony .....   | 53-30   | 82   | 100  | 82.0 |
| Riffle .....    | 45-50   | 62   | 92   | 67.4 | Toole .....     | 51-45   | 59   | 78   | 75.6 | Carson .....    | 50-40   | 55   | 74   | 74.3 |
| Day .....       | 19-51   | 46   | 64   | 71.8 | Smith .....     | 46-50   | 74   | 94   | 79.8 | Natale .....    | 33-51   | 58   | 82   | 70.7 |
| Anthony .....   | 52-30   | 55   | 68   | 80.9 | Kabel .....     | 17-50   | 46   | 70   | 65.7 | Williams .....  | 51-37   | 59   | 78   | 75.6 |
| Focht .....     | 27-55   | 55   | 78   | 70.5 | Williams .....  | 51-29   | 75   | 90   | 83.3 | Toole .....     | 50-49   | 75   | 98   | 76.5 |
| Rademacher ..   | 52-36   | 46   | 66   | 69.7 | Focht .....     | 49-51   | 87   | 110  | 79.0 | Carmack .....   | 31-50   | 54   | 78   | 69.2 |
| D. Kuchcinski.. | 14-50   | 56   | 78   | 71.8 | Stout .....     | 50-39   | 56   | 80   | 70.0 | Rademacher ..   | 51-39   | 80   | 100  | 80.0 |
| Carson .....    | 50-35   | 35   | 58   | 60.3 | Martz .....     | 37-52   | 60   | 90   | 66.7 | Dean .....      | 52-48   | 71   | 92   | 77.2 |
| Zadroga .....   | 48-51   | 72   | 94   | 76.6 | Maddox .....    | 38-50   | 58   | 82   | 70.7 | Schneider ..... | 17-51   | 41   | 64   | 64.0 |
| Stinson .....   | 22-55   | 46   | 70   | 65.7 | Fenicchia ..... | 51-48   | 77   | 102  | 75.4 | Bellman .....   | 51-39   | 90   | 114  | 78.9 |
| Martin .....    | 6-50    | 32   | 52   | 61.5 | Knisley .....   | 34-50   | 67   | 88   | 69.3 | Riffle .....    | 52-20   | 59   | 72   | 81.9 |
| Engle .....     | 51-49   | 80   | 102  | 78.4 | R. Kuchcinski.. | 50-11   | 42   | 50   | 84.0 | Jensen .....    | 51-37   | 55   | 74   | 74.3 |
| Won 20 —        | Lost 15 | 2207 | 2924 | 75.4 | Won 17 —        | Lost 18 | 2381 | 3128 | 76.1 | Won 17 —        | Lost 18 | 2137 | 2886 | 74.0 |

## 17. MERLIN POTTS, Kan.—Qual. 523

## 18. STAN MANKER, Ohio—Qual. 507

## 19. WILBUR KABEL, Ohio—Qual. 537

| Opponent       | Score | R   | SP  | %    |
|----------------|-------|-----|-----|------|
| Rademacher     | 52-30 | 72  | 98  | 73.5 |
| Dean           | 52-22 | 63  | 80  | 78.7 |
| Natale         | 52-44 | 85  | 112 | 75.8 |
| Jensen         | 50-32 | 56  | 74  | 75.7 |
| Shriver        | 52-30 | 80  | 106 | 75.4 |
| Martz          | 17-51 | 47  | 68  | 69.1 |
| Carmack        | 43-52 | 65  | 94  | 69.1 |
| Bellman        | 22-50 | 43  | 68  | 63.2 |
| Maddox         | 44-52 | 83  | 108 | 76.8 |
| Bruce          | 34-52 | 56  | 78  | 71.8 |
| Paglarini      | 48-50 | 55  | 80  | 68.7 |
| Fenicchia      | 51-22 | 68  | 82  | 82.9 |
| Toole          | 54-32 | 95  | 110 | 86.3 |
| Manker         | 51-41 | 88  | 108 | 81.4 |
| Simmons        | 50-43 | 84  | 104 | 80.7 |
| Schneider      | 31-50 | 115 | 138 | 83.3 |
| Smith          | 32-51 | 116 | 138 | 84.1 |
| Engle          | 50-39 | 75  | 94  | 79.8 |
| Anthony        | 37-52 | 54  | 80  | 67.5 |
| Riffle         | 51-16 | 67  | 74  | 90.5 |
| Allen          | 43-51 | 81  | 108 | 75.0 |
| Williams       | 51-25 | 49  | 62  | 79.0 |
| R. Kuchcinski. | 36-53 | 42  | 64  | 65.6 |
| Zadroga        | 50-21 | 74  | 84  | 88.1 |
| Stout          | 52-18 | 66  | 76  | 86.8 |
| Stinson        | 42-52 | 60  | 82  | 73.1 |
| Potts          | 50-17 | 56  | 70  | 80.0 |
| Martin         | 15-50 | 82  | 104 | 78.8 |
| Knisley        | 19-52 | 34  | 56  | 60.7 |
| Carson         | 50-15 | 56  | 66  | 84.8 |
| Focht          | 43-51 | 82  | 102 | 80.3 |
| Hohl           | 16-52 | 49  | 68  | 72.0 |
| Day            | 31-51 | 54  | 72  | 75.0 |
| D. Kuchcinski. | 26-50 | 90  | 110 | 81.8 |
| Solomon        | 41-51 | 78  | 100 | 78.0 |

Won 16 — Lost 19 2420 3118 77.6

## 20. STEVE FENICCHIA, N. Y.—Qual. 520

| Opponent       | Score | R   | SP  | %    |
|----------------|-------|-----|-----|------|
| Dean           | 40-54 | 51  | 76  | 67.1 |
| Martin         | 18-51 | 58  | 78  | 74.3 |
| Manker         | 53-32 | 54  | 72  | 75.0 |
| Carson         | 49-50 | 110 | 132 | 83.3 |
| Rademacher     | 51-25 | 55  | 72  | 76.4 |
| Day            | 13-51 | 48  | 70  | 68.6 |
| Toole          | 50-46 | 53  | 82  | 64.6 |
| Stinson        | 41-51 | 75  | 104 | 72.1 |
| Hohl           | 8-52  | 50  | 70  | 71.4 |
| Natale         | 36-51 | 48  | 76  | 63.2 |
| Riffle         | 50-43 | 67  | 92  | 72.8 |
| Kabel          | 22-51 | 59  | 82  | 72.0 |
| Jensen         | 51-15 | 52  | 62  | 83.8 |
| Engle          | 49-54 | 110 | 132 | 83.3 |
| Bellman        | 51-34 | 66  | 86  | 76.7 |
| Allen          | 37-50 | 57  | 80  | 71.2 |
| Simmons        | 52-38 | 53  | 74  | 71.6 |
| Shriver        | 39-52 | 52  | 82  | 63.4 |
| Schneider      | 51-42 | 58  | 78  | 74.3 |
| Zadroga        | 28-50 | 76  | 104 | 73.0 |
| Smith          | 46-51 | 64  | 88  | 72.7 |
| Paglarini      | 50-27 | 67  | 80  | 83.7 |
| Focht          | 52-22 | 81  | 90  | 90.0 |
| Williams       | 50-20 | 55  | 70  | 78.6 |
| Anthony        | 31-50 | 57  | 82  | 69.5 |
| Stout          | 50-25 | 82  | 96  | 85.4 |
| D. Kuchcinski. | 30-50 | 71  | 92  | 77.2 |
| Bruce          | 34-50 | 69  | 88  | 78.4 |
| Solomon        | 52-26 | 55  | 66  | 83.3 |
| Carmack        | 50-37 | 53  | 74  | 71.6 |
| R. Kuchcinski. | 50-33 | 67  | 84  | 79.8 |
| Knisley        | 41-50 | 60  | 82  | 73.2 |
| Potts          | 48-51 | 77  | 102 | 75.4 |
| Martz          | 51-39 | 74  | 94  | 78.7 |
| Maddox         | 17-50 | 79  | 100 | 79.0 |

Won 18 — Lost 19 2263 2992 75.6

## 21. JERRY SCHNEIDER, Calif.—Qual. 509

| Opponent       | Score | R   | SP  | %    |
|----------------|-------|-----|-----|------|
| R. Kuchcinski. | 51-43 | 80  | 104 | 76.9 |
| Focht          | 50-33 | 90  | 108 | 83.3 |
| Knisley        | 36-54 | 49  | 72  | 68.0 |
| D. Kuchcinski. | 7-52  | 39  | 60  | 65.0 |
| Stinson        | 29-54 | 63  | 86  | 73.2 |
| Smith          | 34-51 | 38  | 62  | 61.3 |
| Zadroga        | 29-51 | 61  | 82  | 74.4 |
| Day            | 15-51 | 64  | 86  | 74.4 |
| Bruce          | 37-51 | 55  | 72  | 76.4 |
| Allen          | 28-50 | 57  | 84  | 67.9 |
| Maddox         | 50-21 | 50  | 64  | 78.1 |
| Carmack        | 32-52 | 45  | 74  | 60.8 |
| Martz          | 10-50 | 26  | 46  | 56.5 |
| Hohl           | 12-52 | 33  | 54  | 61.1 |
| Potts          | 42-52 | 76  | 102 | 74.5 |
| Kabel          | 50-31 | 122 | 138 | 88.4 |
| Martin         | 12-52 | 34  | 56  | 60.7 |
| Rademacher     | 50-41 | 53  | 72  | 73.6 |
| Fenicchia      | 42-51 | 57  | 78  | 73.1 |
| Solomon        | 50-44 | 108 | 134 | 80.5 |
| Simmons        | 52-33 | 96  | 120 | 80.0 |
| Carson         | 13-50 | 57  | 78  | 73.1 |
| Williams       | 48-50 | 76  | 100 | 76.0 |
| Paglarini      | 50-39 | 65  | 84  | 77.4 |
| Engle          | 52-33 | 73  | 90  | 81.1 |
| Anthony        | 32-52 | 53  | 82  | 64.6 |
| Stout          | 50-31 | 77  | 96  | 80.2 |
| Natale         | 51-46 | 82  | 106 | 77.3 |
| Shriver        | 50-33 | 76  | 96  | 72.2 |
| Toole          | 24-52 | 61  | 82  | 74.4 |
| Bellman        | 47-50 | 64  | 88  | 72.7 |
| Manker         | 51-17 | 52  | 64  | 81.2 |
| Jensen         | 52- 7 | 33  | 38  | 86.8 |
| Dean           | 52-15 | 72  | 78  | 92.3 |
| Riffle         | 41-50 | 69  | 94  | 73.4 |

Won 15 — Lost 20 2206 2930 75.3

## 22. FLOYD TOOLE, Ark.—Qual. 502

| Opponent         | Score | R   | SP  | %    |
|------------------|-------|-----|-----|------|
| Hohl .....       | 25-52 | 81  | 102 | 79.4 |
| Bruce .....      | 26-51 | 55  | 80  | 68.7 |
| Solomon .....    | 51-22 | 73  | 84  | 86.9 |
| Stout .....      | 34-51 | 75  | 100 | 75.0 |
| Knisley .....    | 29-52 | 45  | 66  | 68.2 |
| Stinson .....    | 44-52 | 122 | 144 | 84.7 |
| Fenicchia .....  | 46-50 | 53  | 82  | 64.6 |
| Carmack .....    | 51-24 | 78  | 90  | 86.7 |
| Engle .....      | 30-50 | 66  | 88  | 75.0 |
| Maddox .....     | 22-54 | 44  | 70  | 62.8 |
| Focht .....      | 48-52 | 52  | 78  | 66.7 |
| Allen .....      | 32-50 | 48  | 72  | 66.7 |
| Kabel .....      | 32-54 | 78  | 110 | 70.9 |
| Williams .....   | 50-30 | 75  | 92  | 81.5 |
| D. Kuchcinski..  | 39-51 | 83  | 106 | 78.3 |
| Smith .....      | 13-53 | 53  | 74  | 71.6 |
| Martz .....      | 41-52 | 70  | 98  | 71.4 |
| Riffle .....     | 50-29 | 41  | 54  | 75.9 |
| Day .....        | 27-55 | 74  | 96  | 77.1 |
| Shriver .....    | 31-52 | 43  | 68  | 63.2 |
| Bellman .....    | 51-44 | 81  | 102 | 79.4 |
| R. Kuchcinski..  | 50-43 | 49  | 72  | 68.0 |
| Martin .....     | 49-53 | 88  | 108 | 81.4 |
| Dean .....       | 52-20 | 68  | 84  | 80.9 |
| Potts .....      | 45-51 | 58  | 78  | 74.3 |
| Jensen .....     | 51-42 | 48  | 72  | 66.7 |
| Carson .....     | 50-42 | 50  | 70  | 71.4 |
| Manker .....     | 49-50 | 76  | 98  | 77.5 |
| Zadroga .....    | 30-50 | 90  | 112 | 80.3 |
| Schneider .....  | 52-24 | 70  | 82  | 85.4 |
| Paglarini .....  | 54-21 | 65  | 80  | 81.2 |
| Rademacher ..... | 43-52 | 74  | 94  | 78.7 |
| Anthony .....    | 55-18 | 47  | 58  | 81.0 |
| Simmons .....    | 52-28 | 67  | 80  | 83.7 |
| Natale .....     | 54-28 | 70  | 82  | 85.4 |

Won 14 — Lost 21 2310 3026 76.3

## 23. GLEN RIFFLE, Ohio—Qual. 510

| Opponent         | Score | R  | SP  | %    |
|------------------|-------|----|-----|------|
| Potts .....      | 30-54 | 57 | 82  | 69.5 |
| Day .....        | 12-52 | 30 | 48  | 62.5 |
| Martz .....      | 46-50 | 79 | 106 | 74.5 |
| Focht .....      | 11-52 | 57 | 78  | 73.1 |
| Martin .....     | 51-48 | 78 | 104 | 75.0 |
| Williams .....   | 50-34 | 78 | 100 | 78.0 |
| Stinson .....    | 38-52 | 68 | 94  | 72.3 |
| Solomon .....    | 51-36 | 90 | 112 | 80.3 |
| Carmack .....    | 55- 9 | 48 | 58  | 82.7 |
| Zadroga .....    | 51-42 | 76 | 106 | 70.7 |
| Fenicchia .....  | 43-50 | 65 | 92  | 70.6 |
| Shriver .....    | 52-16 | 45 | 56  | 80.3 |
| R. Kuchcinski..  | 51-21 | 46 | 62  | 74.2 |
| D. Kuchcinski..  | 19-51 | 58 | 78  | 74.3 |
| Maddox .....     | 30-50 | 69 | 88  | 78.4 |
| Hohl .....       | 16-51 | 48 | 66  | 72.7 |
| Carson .....     | 33-51 | 29 | 58  | 50.0 |
| Toole .....      | 29-50 | 34 | 54  | 62.9 |
| Knisley .....    | 51-47 | 95 | 124 | 76.6 |
| Kabel .....      | 16-51 | 55 | 74  | 74.3 |
| Rademacher ..... | 38-51 | 58 | 88  | 65.9 |
| Engle .....      | 27-50 | 70 | 94  | 74.4 |
| Stout .....      | 51-40 | 65 | 84  | 77.4 |
| Simmons .....    | 51-38 | 91 | 108 | 84.2 |
| Allen .....      | 50-45 | 64 | 92  | 69.6 |
| Paglarini .....  | 50-47 | 86 | 114 | 75.4 |
| Bruce .....      | 33-52 | 48 | 76  | 63.2 |
| Anthony .....    | 39-51 | 65 | 88  | 73.9 |
| Smith .....      | 44-52 | 67 | 88  | 76.1 |
| Natale .....     | 37-50 | 51 | 82  | 62.2 |
| Jensen .....     | 52-31 | 45 | 64  | 70.3 |
| Bellman .....    | 49-55 | 52 | 84  | 61.9 |
| Dean .....       | 32-52 | 60 | 84  | 71.4 |
| Manker .....     | 20-52 | 49 | 72  | 68.0 |
| Schneider .....  | 50-41 | 72 | 94  | 76.6 |

Won 14 — Lost 21 2148 2952 72.8

## 24. JIM SOLOMON, Pa.—Qual. 538

| Opponent         | Score | R   | SP  | %    |
|------------------|-------|-----|-----|------|
| Simmons .....    | 52-19 | 58  | 70  | 82.8 |
| Bellman .....    | 29-50 | 63  | 86  | 73.2 |
| Toole .....      | 22-51 | 64  | 84  | 76.2 |
| Dean .....       | 50- 4 | 48  | 54  | 88.9 |
| Carmack .....    | 39-52 | 90  | 112 | 80.3 |
| Knisley .....    | 38-50 | 93  | 114 | 81.5 |
| Bruce .....      | 50-21 | 93  | 106 | 87.7 |
| Riffle .....     | 36-51 | 84  | 112 | 75.0 |
| Potts .....      | 50-30 | 60  | 78  | 76.9 |
| Stout .....      | 32-52 | 41  | 72  | 56.9 |
| Anthony .....    | 30-52 | 64  | 96  | 66.7 |
| Maddox .....     | 49-50 | 56  | 80  | 70.0 |
| Rademacher ..... | 52-25 | 49  | 64  | 76.5 |
| Jensen .....     | 50-27 | 40  | 56  | 71.4 |
| Paglarini .....  | 50-48 | 63  | 88  | 71.6 |
| Manker .....     | 40-50 | 72  | 96  | 75.0 |
| Shriver .....    | 50-44 | 97  | 118 | 82.2 |
| Carson .....     | 50-26 | 59  | 72  | 81.9 |
| Natale .....     | 52-13 | 58  | 70  | 82.9 |
| Schneider .....  | 44-50 | 105 | 134 | 78.3 |
| Engle .....      | 46-53 | 88  | 110 | 80.0 |
| Smith .....      | 42-50 | 85  | 108 | 78.7 |
| Martz .....      | 26-50 | 61  | 84  | 72.6 |
| Allen .....      | 28-50 | 54  | 84  | 64.3 |
| Williams .....   | 50-19 | 42  | 60  | 70.0 |
| Zadroga .....    | 26-52 | 66  | 90  | 73.3 |
| R. Kuchcinski..  | 52-46 | 61  | 80  | 76.2 |
| Stinson .....    | 26-50 | 59  | 82  | 71.9 |
| Fenicchia .....  | 26-52 | 45  | 66  | 68.2 |
| Martin .....     | 45-50 | 94  | 118 | 79.6 |
| Hohl .....       | 19-50 | 58  | 80  | 72.5 |
| Day .....        | 16-52 | 84  | 106 | 79.2 |
| D. Kuchcinski..  | 18-55 | 34  | 58  | 58.6 |
| Focht .....      | 35-50 | 52  | 72  | 72.2 |
| Kabel .....      | 51-41 | 81  | 100 | 81.0 |

Won 13 — Lost 22 2321 3060 75.8



## 25. DALE CARSON, Md.—Qual. 535

| Opponent         | Score | R   | SP  | %    |
|------------------|-------|-----|-----|------|
| Shriver .....    | 52-38 | 59  | 82  | 71.9 |
| Knisley .....    | 24-52 | 51  | 76  | 67.1 |
| Bruce .....      | 52-31 | 100 | 114 | 87.6 |
| Fenicchia .....  | 50-49 | 109 | 132 | 82.5 |
| Bellman .....    | 49-55 | 113 | 138 | 81.8 |
| Anthony .....    | 38-51 | 68  | 94  | 72.3 |
| Dean .....       | 51-49 | 54  | 82  | 65.9 |
| Martz .....      | 42-50 | 73  | 96  | 76.0 |
| Rademacher ..... | 27-50 | 38  | 64  | 59.3 |
| Jensen .....     | 52-43 | 67  | 94  | 71.3 |
| Williams .....   | 50-46 | 63  | 84  | 75.0 |
| Simmons .....    | 51-44 | 55  | 76  | 72.4 |
| Carmack .....    | 51-47 | 62  | 88  | 70.4 |
| Maddox .....     | 18-51 | 56  | 76  | 73.7 |
| Smith .....      | 9-51  | 43  | 62  | 69.3 |
| Potts .....      | 43-52 | 65  | 92  | 70.6 |
| Riffle .....     | 51-33 | 34  | 58  | 58.6 |
| Solomon .....    | 26-50 | 51  | 72  | 70.8 |
| Stout .....      | 51-46 | 73  | 100 | 73.0 |
| R. Kuchcinski..  | 23-52 | 51  | 74  | 68.9 |
| Day .....        | 14-50 | 35  | 58  | 60.3 |
| Schneider .....  | 50-13 | 68  | 78  | 87.1 |
| Natale .....     | 51-36 | 51  | 68  | 75.0 |
| Focht .....      | 12-51 | 24  | 44  | 54.5 |
| Manker .....     | 40-50 | 51  | 74  | 68.9 |
| D. Kuchcinski..  | 13-52 | 32  | 52  | 61.5 |
| Toole .....      | 42-50 | 47  | 70  | 67.1 |
| Hohl .....       | 23-52 | 53  | 78  | 69.7 |
| Paglarini .....  | 52-20 | 49  | 64  | 76.5 |
| Kabel .....      | 15-50 | 44  | 66  | 66.7 |
| Allen .....      | 35-50 | 30  | 58  | 51.7 |
| Engle .....      | 45-50 | 60  | 82  | 73.2 |
| Zadroga .....    | 39-50 | 72  | 98  | 73.5 |
| Stinson .....    | 7-50  | 32  | 56  | 57.1 |
| Martin .....     | 22-52 | 71  | 70  | 78.9 |

Won 13 — Lost 22 2004 2790 71.8

## 26. JACK STOUT, III.—Qual. 516

| Opponent         | Score | R   | SP  | %    |
|------------------|-------|-----|-----|------|
| Zadroga .....    | 49-51 | 66  | 94  | 70.2 |
| Rademacher ..... | 52-48 | 66  | 94  | 70.2 |
| Martin .....     | 31-51 | 58  | 78  | 74.3 |
| Toole .....      | 51-34 | 80  | 100 | 80.0 |
| Focht .....      | 32-50 | 79  | 100 | 79.0 |
| Bellman .....    | 51-30 | 65  | 78  | 83.3 |
| Day .....        | 20-50 | 55  | 76  | 72.4 |
| Simmons .....    | 35-51 | 50  | 74  | 67.6 |
| Manker .....     | 35-54 | 62  | 86  | 72.1 |
| Solomon .....    | 52-32 | 48  | 72  | 66.7 |
| Engle .....      | 24-51 | 65  | 92  | 70.6 |
| Jensen .....     | 52-9  | 27  | 34  | 79.4 |
| Stinson .....    | 15-52 | 34  | 52  | 65.4 |
| Natale .....     | 50-49 | 73  | 96  | 76.0 |
| Allen .....      | 29-50 | 54  | 74  | 73.0 |
| Anthony .....    | 14-50 | 41  | 62  | 66.1 |
| D. Kuchcinski..  | 11-51 | 50  | 70  | 71.4 |
| R. Kuchcinski..  | 55-45 | 67  | 96  | 69.8 |
| Carson .....     | 46-51 | 72  | 100 | 72.0 |
| Paglarini .....  | 51-39 | 80  | 110 | 72.7 |
| Martz .....      | 20-50 | 37  | 60  | 61.6 |
| Hohl .....       | 24-51 | 98  | 118 | 83.0 |
| Riffle .....     | 40-51 | 62  | 84  | 73.8 |
| Knisley .....    | 52-29 | 75  | 86  | 87.2 |
| Kabel .....      | 18-52 | 56  | 76  | 73.7 |
| Fenicchia .....  | 25-50 | 74  | 96  | 77.1 |
| Schneider .....  | 31-50 | 73  | 96  | 76.0 |
| Maddox .....     | 34-50 | 101 | 126 | 80.1 |
| Dean .....       | 51-44 | 86  | 114 | 75.4 |
| Potts .....      | 39-50 | 53  | 80  | 66.2 |
| Smith .....      | 42-50 | 61  | 80  | 76.2 |
| Williams .....   | 50-10 | 38  | 46  | 82.6 |
| Shriver .....    | 44-50 | 60  | 86  | 69.8 |
| Carmack .....    | 52-39 | 67  | 88  | 76.1 |
| Bruce .....      | 22-51 | 56  | 78  | 71.8 |

Won 12 — Lost 23 2189 2942 74.4

## 27. JOHN RADEMACHER, Fla.—Qual. 505

| Opponent        | Score | R  | SP  | %    |
|-----------------|-------|----|-----|------|
| Kabel .....     | 30-52 | 65 | 98  | 66.3 |
| Stout .....     | 48-52 | 67 | 94  | 71.3 |
| Day .....       | 17-52 | 54 | 74  | 73.0 |
| Williams .....  | 51-33 | 52 | 68  | 76.5 |
| Fenicchia ..... | 25-51 | 48 | 72  | 66.7 |
| Zadroga .....   | 49-53 | 62 | 82  | 75.6 |
| Maddox .....    | 16-52 | 50 | 74  | 67.5 |
| Bruce .....     | 47-52 | 79 | 102 | 77.4 |
| Carson .....    | 50-27 | 43 | 64  | 67.2 |
| Potts .....     | 41-52 | 79 | 106 | 74.5 |
| D. Kuchcinski.. | 19-54 | 32 | 52  | 61.5 |
| Engle .....     | 18-52 | 54 | 82  | 65.9 |
| Solomon .....   | 25-52 | 41 | 64  | 64.0 |
| Smith .....     | 21-53 | 52 | 74  | 70.2 |
| Hohl .....      | 40-51 | 58 | 80  | 72.5 |
| Shriver .....   | 50-46 | 72 | 108 | 66.7 |
| Knisley .....   | 52-34 | 76 | 94  | 80.8 |
| Schneider ..... | 41-50 | 49 | 72  | 68.0 |
| Focht .....     | 28-50 | 92 | 116 | 79.3 |
| Carmack .....   | 50-14 | 66 | 82  | 80.5 |
| Riffle .....    | 51-38 | 59 | 88  | 67.0 |
| Martz .....     | 42-51 | 71 | 90  | 78.9 |
| Stinson .....   | 33-51 | 86 | 110 | 78.1 |
| Bellman .....   | 32-52 | 65 | 88  | 73.9 |
| R. Kuchcinski.. | 52-10 | 40 | 48  | 83.3 |
| Dean .....      | 52-44 | 78 | 102 | 76.4 |
| Martin .....    | 28-50 | 80 | 100 | 80.0 |
| Jensen .....    | 52-36 | 55 | 76  | 72.4 |
| Allen .....     | 36-52 | 42 | 66  | 63.6 |
| Manker .....    | 39-51 | 76 | 100 | 76.0 |
| Natale .....    | 52-39 | 63 | 92  | 68.5 |
| Toole .....     | 52-43 | 77 | 94  | 81.9 |
| Paglarini ..... | 52-28 | 52 | 64  | 81.2 |
| Anthony .....   | 20-52 | 43 | 70  | 61.4 |
| Simmons .....   | 21-51 | 50 | 72  | 69.4 |

Won 12 — Lost 23 2128 2918 72.9

## 28. HOWARD SHRIVER, W. Va.—Qual. 512

| Opponent         | Score | R  | SP  | %    |
|------------------|-------|----|-----|------|
| Carson .....     | 38-52 | 53 | 82  | 64.6 |
| Anthony .....    | 51-32 | 56 | 74  | 75.7 |
| Allen .....      | 12-52 | 42 | 64  | 65.6 |
| Paglarini .....  | 53-24 | 43 | 56  | 76.8 |
| Kabel .....      | 30-52 | 75 | 106 | 70.7 |
| Manker .....     | 37-52 | 62 | 84  | 73.8 |
| Hohl .....       | 10-52 | 28 | 48  | 58.3 |
| Natale .....     | 38-51 | 53 | 78  | 67.9 |
| Bellman .....    | 25-51 | 60 | 82  | 73.2 |
| D. Kuchcinski..  | 6-52  | 26 | 46  | 56.5 |
| Stinson .....    | 4-55  | 28 | 50  | 56.0 |
| Riffle .....     | 16-52 | 34 | 56  | 60.7 |
| Engle .....      | 35-50 | 66 | 86  | 76.7 |
| Simmons .....    | 44-52 | 48 | 76  | 63.2 |
| Martin .....     | 19-54 | 68 | 88  | 77.3 |
| Rademacher ..... | 46-50 | 75 | 108 | 69.4 |
| Solomon .....    | 44-50 | 96 | 118 | 81.3 |
| Fenicchia .....  | 52-39 | 57 | 82  | 69.5 |
| Zadroga .....    | 51-38 | 54 | 72  | 75.0 |
| Toole .....      | 52-31 | 49 | 68  | 72.0 |
| Maddox .....     | 9-51  | 51 | 72  | 70.8 |
| Day .....        | 13-52 | 45 | 68  | 66.2 |
| Jensen .....     | 52-43 | 62 | 88  | 70.4 |
| Potts .....      | 52-46 | 67 | 90  | 74.4 |
| Focht .....      | 24-51 | 46 | 68  | 67.6 |
| R. Kuchcinski..  | 50-38 | 68 | 90  | 75.5 |
| Dean .....       | 28-51 | 47 | 70  | 67.1 |
| Martz .....      | 44-52 | 63 | 92  | 68.5 |
| Schneider .....  | 33-50 | 69 | 96  | 71.9 |
| Knisley .....    | 16-50 | 31 | 52  | 59.6 |
| Bruce .....      | 22-51 | 45 | 68  | 66.2 |
| Smith .....      | 35-50 | 46 | 72  | 63.9 |
| Stout .....      | 50-44 | 63 | 86  | 73.2 |
| Williams .....   | 51-25 | 51 | 66  | 77.2 |
| Carmack .....    | 53-36 | 71 | 92  | 77.2 |

Won 11 — Lost 24 1897 2694 70.4

## 29. GINGER NATALE, N. Y.—Qual. 502

| Opponent         | Score | R  | SP  | %    |
|------------------|-------|----|-----|------|
| D. Kuchcinski..  | 29-51 | 43 | 72  | 59.7 |
| Carmack .....    | 44-52 | 82 | 108 | 75.9 |
| Kabel .....      | 44-52 | 81 | 112 | 72.3 |
| Bruce .....      | 36-54 | 75 | 98  | 76.5 |
| Martz .....      | 28-51 | 55 | 74  | 74.3 |
| Martin .....     | 13-52 | 64 | 90  | 71.1 |
| Knisley .....    | 14-52 | 52 | 78  | 66.7 |
| Shriver .....    | 51-38 | 57 | 78  | 73.1 |
| Allen .....      | 17-51 | 46 | 70  | 65.7 |
| Fenicchia .....  | 51-36 | 54 | 76  | 71.0 |
| Day .....        | 42-50 | 59 | 82  | 71.9 |
| Zadroga .....    | 13-50 | 35 | 54  | 64.8 |
| Hohl .....       | 30-52 | 67 | 88  | 76.1 |
| Stout .....      | 49-50 | 72 | 96  | 75.0 |
| Focht .....      | 21-52 | 59 | 80  | 73.7 |
| Williams .....   | 38-50 | 65 | 86  | 75.6 |
| R. Kuchcinski..  | 50-42 | 51 | 72  | 70.8 |
| Bellman .....    | 15-52 | 46 | 70  | 65.7 |
| Solomon .....    | 13-52 | 45 | 70  | 64.3 |
| Smith .....      | 22-51 | 51 | 72  | 70.8 |
| Dean .....       | 51-34 | 42 | 62  | 67.7 |
| Potts .....      | 50-47 | 79 | 100 | 79.0 |
| Carson .....     | 36-51 | 46 | 68  | 67.6 |
| Jensen .....     | 45-53 | 40 | 64  | 62.5 |
| Maddox .....     | 33-53 | 46 | 70  | 65.7 |
| Manker .....     | 51-33 | 64 | 82  | 78.0 |
| Engle .....      | 22-50 | 61 | 80  | 76.2 |
| Schneider .....  | 46-51 | 80 | 106 | 75.4 |
| Stinson .....    | 50-46 | 89 | 110 | 80.9 |
| Riffle .....     | 50-37 | 57 | 82  | 69.5 |
| Rademacher ..... | 39-52 | 59 | 92  | 64.1 |
| Anthony .....    | 25-50 | 51 | 72  | 70.8 |
| Simmons .....    | 51-18 | 51 | 62  | 82.2 |
| Paglarini .....  | 52-45 | 53 | 76  | 69.7 |
| Toole .....      | 28-54 | 61 | 82  | 74.4 |

Won 10 — Lost 25 2038 2834 71.9

## 30. RONNIE SIMMONS, Calif.—Qual. 504

| Opponent         | Score | R  | SP  | %    |
|------------------|-------|----|-----|------|
| Solomon .....    | 19-52 | 48 | 70  | 68.6 |
| Williams .....   | 28-53 | 33 | 54  | 61.1 |
| Focht .....      | 52-24 | 72 | 84  | 85.7 |
| Smith .....      | 39-50 | 55 | 78  | 70.5 |
| Maddox .....     | 12-50 | 45 | 64  | 70.3 |
| Allen .....      | 26-52 | 43 | 66  | 65.1 |
| Potts .....      | 16-50 | 27 | 46  | 58.7 |
| Stout .....      | 51-35 | 55 | 74  | 74.3 |
| Martin .....     | 6-51  | 46 | 64  | 71.8 |
| R. Kuchcinski..  | 32-51 | 69 | 96  | 71.9 |
| Hohl .....       | 34-51 | 44 | 64  | 68.7 |
| Carson .....     | 44-51 | 52 | 76  | 68.4 |
| Day .....        | 17-50 | 53 | 74  | 71.6 |
| Shriver .....    | 52-44 | 49 | 76  | 64.5 |
| Kabel .....      | 43-50 | 81 | 104 | 77.8 |
| Carmack .....    | 29-51 | 39 | 64  | 60.9 |
| Fenicchia .....  | 38-52 | 49 | 74  | 66.2 |
| Manker .....     | 49-50 | 67 | 88  | 76.1 |
| D. Kuchcinski..  | 9-51  | 42 | 62  | 67.7 |
| Bruce .....      | 38-53 | 84 | 110 | 76.3 |
| Schneider .....  | 33-52 | 90 | 120 | 75.0 |
| Knisley .....    | 36-50 | 52 | 74  | 70.3 |
| Zadroga .....    | 29-51 | 71 | 90  | 78.9 |
| Riffle .....     | 38-51 | 87 | 108 | 80.5 |
| Martz .....      | 48-51 | 81 | 106 | 76.4 |
| Bellman .....    | 40-50 | 84 | 106 | 79.2 |
| Stinson .....    | 39-50 | 53 | 76  | 69.7 |
| Dean .....       | 52-49 | 87 | 112 | 77.6 |
| Engle .....      | 50-39 | 78 | 96  | 81.2 |
| Jensen .....     | 50-16 | 67 | 80  | 83.7 |
| Anthony .....    | 47-50 | 63 | 88  | 71.6 |
| Paglarini .....  | 54-35 | 51 | 74  | 68.9 |
| Natale .....     | 18-51 | 38 | 62  | 61.3 |
| Toole .....      | 28-52 | 58 | 80  | 72.5 |
| Rademacher ..... | 51-21 | 60 | 72  | 83.3 |

Won 8 — Lost 27 2073 2832 73.2

## 31. JOE CARMACK, Mo.—Qual. 512

| Opponent         | Score | R  | SP  | %    |
|------------------|-------|----|-----|------|
| Martin .....     | 21-53 | 59 | 78  | 75.6 |
| Natale .....     | 52-44 | 85 | 108 | 78.7 |
| Engle .....      | 41-50 | 70 | 94  | 74.4 |
| Anthony .....    | 46-51 | 74 | 98  | 75.5 |
| Solomon .....    | 52-39 | 94 | 112 | 83.9 |
| Jensen .....     | 46-51 | 57 | 88  | 64.8 |
| Kabel .....      | 52-43 | 71 | 94  | 75.5 |
| Toole .....      | 24-51 | 70 | 90  | 77.8 |
| Riffle .....     | 9-55  | 33 | 58  | 56.9 |
| Hohl .....       | 11-51 | 55 | 76  | 72.4 |
| Zadroga .....    | 44-50 | 77 | 106 | 72.6 |
| Schneider .....  | 52-32 | 50 | 74  | 67.6 |
| Carson .....     | 47-51 | 61 | 88  | 69.3 |
| Paglarini .....  | 19-52 | 46 | 76  | 60.5 |
| Stinson .....    | 44-52 | 80 | 106 | 75.4 |
| Simmons .....    | 51-29 | 40 | 64  | 71.8 |
| Day .....        | 11-50 | 43 | 64  | 67.2 |
| Maddox .....     | 10-52 | 40 | 60  | 66.7 |
| Allen .....      | 49-52 | 96 | 126 | 76.1 |
| Rademacher ..... | 14-50 | 56 | 82  | 68.3 |
| Potts .....      | 21-54 | 38 | 62  | 61.3 |
| Focht .....      | 34-52 | 46 | 66  | 69.7 |
| Dean .....       | 49-51 | 64 | 88  | 72.7 |
| R. Kuchcinski..  | 51-37 | 67 | 88  | 76.1 |
| D. Kuchcinski..  | 35-50 | 48 | 70  | 68.6 |
| Martz .....      | 34-50 | 71 | 98  | 72.4 |
| Bellman .....    | 29-51 | 51 | 74  | 68.9 |
| Knisley .....    | 28-51 | 66 | 90  | 73.3 |
| Manker .....     | 50-31 | 61 | 78  | 78.2 |
| Fenicchia .....  | 37-50 | 50 | 74  | 67.6 |
| Williams .....   | 51-31 | 54 | 72  | 75.0 |
| Bruce .....      | 49-51 | 67 | 92  | 72.8 |
| Smith .....      | 22-50 | 43 | 64  | 67.2 |
| Stout .....      | 39-52 | 63 | 88  | 71.6 |
| Shriver .....    | 36-53 | 67 | 92  | 72.8 |

Won 8 — Lost 27 2113 2938 71.9

## 32. RON KUCHCINSKI, Pa.—Qual. 524

| Opponent         | Score | R  | SP  | %    |
|------------------|-------|----|-----|------|
| Schneider .....  | 43-51 | 79 | 104 | 75.9 |
| Allen .....      | 31-50 | 56 | 82  | 68.3 |
| Bellman .....    | 26-51 | 74 | 96  | 77.1 |
| Zadroga .....    | 23-53 | 68 | 90  | 75.5 |
| Anthony .....    | 54-30 | 53 | 66  | 80.3 |
| Hohl .....       | 9-50  | 39 | 62  | 62.9 |
| Paglarini .....  | 49-52 | 66 | 90  | 73.3 |
| Engle .....      | 27-53 | 46 | 70  | 65.7 |
| Day .....        | 13-54 | 49 | 70  | 70.0 |
| Simmons .....    | 51-32 | 76 | 96  | 79.2 |
| Jensen .....     | 51-33 | 69 | 90  | 76.7 |
| Focht .....      | 29-50 | 62 | 82  | 75.6 |
| Riffle .....     | 21-51 | 38 | 62  | 61.3 |
| Stinson .....    | 7-55  | 36 | 58  | 62.1 |
| Manker .....     | 52-49 | 70 | 100 | 70.0 |
| Martin .....     | 15-52 | 32 | 50  | 64.0 |
| Natale .....     | 42-50 | 48 | 72  | 66.7 |
| Stout .....      | 45-55 | 60 | 96  | 62.5 |
| Dean .....       | 52-33 | 61 | 80  | 76.2 |
| Carson .....     | 52-23 | 60 | 74  | 81.1 |
| Bruce .....      | 52-37 | 68 | 84  | 80.9 |
| Toole .....      | 43-50 | 46 | 72  | 63.9 |
| Kabel .....      | 53-36 | 48 | 64  | 75.0 |
| Carmack .....    | 37-51 | 67 | 88  | 70.5 |
| Rademacher ..... | 10-52 | 25 | 48  | 52.1 |
| Shriver .....    | 38-50 | 63 | 90  | 70.0 |
| Solomon .....    | 46-52 | 59 | 80  | 73.7 |
| Smith .....      | 30-51 | 66 | 88  | 75.0 |
| D. Kuchcinski..  | 25-52 | 50 | 74  | 67.6 |
| Williams .....   | 6-53  | 9  | 36  | 25.0 |
| Fenicchia .....  | 33-50 | 60 | 84  | 71.4 |
| Martz .....      | 24-50 | 43 | 66  | 65.1 |
| Knisley .....    | 12-52 | 31 | 56  | 55.3 |
| Maddox .....     | 6-53  | 27 | 46  | 58.7 |
| Potts .....      | 11-50 | 29 | 50  | 58.0 |

Won 8 — Lost 27 1833 2616 70.1

## 33. ANDY PAGLARINI, Minn.—Qual. 504

| Opponent         | Score | R  | SP  | %    |
|------------------|-------|----|-----|------|
| Day .....        | 38-50 | 50 | 74  | 67.6 |
| Smith .....      | 18-51 | 26 | 50  | 52.0 |
| D. Kuchcinski..  | 9-52  | 29 | 50  | 58.0 |
| Shriver .....    | 24-53 | 33 | 56  | 58.9 |
| Potts .....      | 40-51 | 57 | 82  | 69.5 |
| Engle .....      | 54-43 | 85 | 106 | 80.1 |
| R. Kuchcinski..  | 52-49 | 66 | 90  | 73.3 |
| Williams .....   | 50-25 | 52 | 70  | 74.3 |
| Stinson .....    | 36-52 | 62 | 88  | 70.4 |
| Martz .....      | 51-32 | 51 | 68  | 75.0 |
| Kabel .....      | 50-48 | 55 | 80  | 68.7 |
| Martin .....     | 20-51 | 93 | 112 | 83.0 |
| Focht .....      | 23-51 | 70 | 100 | 70.0 |
| Carmack .....    | 52-19 | 54 | 76  | 71.0 |
| Solomon .....    | 48-50 | 63 | 88  | 71.6 |
| Bruce .....      | 31-52 | 61 | 82  | 74.4 |
| Maddox .....     | 45-50 | 71 | 94  | 75.5 |
| Jensen .....     | 27-51 | 34 | 60  | 56.6 |
| Hohl .....       | 13-53 | 37 | 58  | 63.8 |
| Stout .....      | 39-51 | 86 | 110 | 78.1 |
| Manker .....     | 41-51 | 56 | 78  | 71.8 |
| Fenicchia .....  | 27-50 | 59 | 80  | 73.7 |
| Allen .....      | 39-50 | 55 | 78  | 70.5 |
| Schneider .....  | 39-50 | 60 | 84  | 71.4 |
| Knisley .....    | 41-51 | 76 | 100 | 76.0 |
| Riffle .....     | 47-50 | 84 | 114 | 73.6 |
| Zadroga .....    | 29-51 | 43 | 64  | 67.2 |
| Bellman .....    | 30-51 | 68 | 96  | 70.8 |
| Carson .....     | 20-52 | 38 | 64  | 59.3 |
| Dean .....       | 55-44 | 69 | 98  | 70.4 |
| Toole .....      | 21-54 | 54 | 80  | 67.5 |
| Simmons .....    | 35-54 | 43 | 74  | 58.1 |
| Rademacher ..... | 28-52 | 45 | 64  | 70.3 |
| Natale .....     | 45-52 | 50 | 76  | 65.8 |
| Anthony .....    | 48-50 | 78 | 104 | 75.0 |

Won 7 — Lost 28 2013 2848 70.7

## 34. BOB WILLIAMS, Mich.—Qual. 515

| Opponent         | Score | R  | SP  | %    |
|------------------|-------|----|-----|------|
| Allen .....      | 52-44 | 70 | 92  | 76.1 |
| Simmons .....    | 53-28 | 41 | 64  | 75.9 |
| Stinson .....    | 37-50 | 68 | 94  | 72.3 |
| Rademacher ..... | 33-51 | 46 | 68  | 67.6 |
| D. Kuchcinski..  | 26-50 | 54 | 78  | 69.2 |
| Riffle .....     | 34-50 | 74 | 100 | 74.0 |
| Focht .....      | 44-52 | 71 | 94  | 75.5 |
| Paglarini .....  | 25-50 | 41 | 70  | 58.6 |
| Jensen .....     | 54-41 | 64 | 88  | 72.7 |
| Day .....        | 36-50 | 70 | 92  | 76.1 |
| Carson .....     | 46-50 | 63 | 84  | 75.0 |
| Dean .....       | 50-44 | 75 | 112 | 66.9 |
| Zadroga .....    | 14-51 | 31 | 54  | 57.4 |
| Toole .....      | 30-50 | 69 | 92  | 75.0 |
| Engle .....      | 17-50 | 41 | 64  | 64.0 |
| Natale .....     | 50-38 | 69 | 86  | 80.2 |
| Hohl .....       | 5-53  | 38 | 60  | 63.3 |
| Martz .....      | 34-53 | 46 | 70  | 63.9 |
| Martin .....     | 3-51  | 23 | 42  | 54.8 |
| Anthony .....    | 23-51 | 61 | 92  | 66.3 |
| Knisley .....    | 36-52 | 52 | 80  | 65.0 |
| Kabel .....      | 25-51 | 40 | 62  | 64.5 |
| Schneider .....  | 50-48 | 76 | 100 | 76.0 |
| Fenicchia .....  | 20-50 | 45 | 70  | 64.3 |
| Solomon .....    | 19-50 | 32 | 60  | 53.3 |
| Maddox .....     | 23-52 | 47 | 74  | 63.5 |
| Manker .....     | 37-51 | 55 | 78  | 70.5 |
| Potts .....      | 29-51 | 68 | 90  | 75.5 |
| Bellman .....    | 13-51 | 39 | 60  | 65.0 |
| R. Kuchcinski..  | 53-6  | 24 | 36  | 66.7 |
| Carmack .....    | 31-51 | 47 | 72  | 65.3 |
| Stout .....      | 10-50 | 25 | 46  | 54.3 |
| Bruce .....      | 6-52  | 25 | 48  | 52.1 |
| Shriver .....    | 25-51 | 43 | 66  | 65.1 |
| Smith .....      | 6-51  | 15 | 36  | 41.7 |

Won 7 — Lost 28 1748 2564 68.2

## 35. BOB DEAN, Va.—Qual. 511

| Opponent         | Score | R  | SP  | %    |
|------------------|-------|----|-----|------|
| Fenicchia .....  | 54-40 | 56 | 76  | 73.7 |
| Kabel .....      | 22-52 | 53 | 80  | 66.2 |
| Potts .....      | 37-50 | 66 | 90  | 73.3 |
| Solomon .....    | 4-50  | 33 | 54  | 61.1 |
| Engle .....      | 10-51 | 46 | 70  | 65.7 |
| Bruce .....      | 30-50 | 48 | 72  | 66.7 |
| Carson .....     | 49-51 | 54 | 82  | 65.9 |
| Hohl .....       | 14-50 | 39 | 60  | 65.0 |
| Smith .....      | 38-50 | 62 | 86  | 72.1 |
| Martin .....     | 13-51 | 41 | 68  | 60.2 |
| Martz .....      | 22-52 | 42 | 66  | 63.6 |
| Williams .....   | 44-50 | 74 | 112 | 66.0 |
| Maddox .....     | 16-50 | 35 | 62  | 56.4 |
| Day .....        | 15-54 | 39 | 60  | 65.0 |
| Knisley .....    | 32-52 | 57 | 78  | 73.1 |
| Focht .....      | 21-51 | 49 | 68  | 72.0 |
| Allen .....      | 50-37 | 77 | 92  | 83.7 |
| Anthony .....    | 33-51 | 52 | 76  | 68.4 |
| R. Kuchcinski..  | 33-52 | 55 | 80  | 68.7 |
| D. Kuchcinski..  | 29-53 | 33 | 54  | 61.1 |
| Natale .....     | 34-51 | 36 | 62  | 58.0 |
| Zadroga .....    | 33-52 | 71 | 94  | 75.5 |
| Carmack .....    | 51-49 | 63 | 88  | 71.6 |
| Toole .....      | 20-52 | 57 | 84  | 67.8 |
| Stinson .....    | 34-50 | 55 | 84  | 65.5 |
| Rademacher ..... | 44-52 | 74 | 102 | 72.5 |
| Shriver .....    | 51-28 | 52 | 70  | 74.3 |
| Simmons .....    | 49-52 | 84 | 112 | 75.0 |
| Stout .....      | 44-51 | 83 | 114 | 72.7 |
| Paglarini .....  | 44-55 | 65 | 98  | 66.3 |
| Manker .....     | 48-52 | 73 | 92  | 79.3 |
| Jensen .....     | 43-50 | 57 | 88  | 64.8 |
| Riffle .....     | 52-32 | 66 | 84  | 78.6 |
| Schneider .....  | 15-52 | 60 | 78  | 76.9 |
| Bellman .....    | 20-50 | 41 | 64  | 64.0 |

Won 5 — Lost 30 1948 2800 69.6

## 36. KEN JENSEN, Mich.—Qual. 505

| Opponent         | Score | R  | SP  | %    |
|------------------|-------|----|-----|------|
| Knisley .....    | 23-50 | 43 | 64  | 67.2 |
| Hohl .....       | 3-50  | 29 | 48  | 60.4 |
| Maddox .....     | 9-50  | 28 | 46  | 60.9 |
| Kabel .....      | 32-50 | 51 | 74  | 68.9 |
| Allen .....      | 27-53 | 53 | 74  | 71.6 |
| Carmack .....    | 51-46 | 57 | 88  | 64.8 |
| Engle .....      | 19-50 | 52 | 78  | 66.7 |
| D. Kuchcinski..  | 26-51 | 60 | 80  | 75.0 |
| Williams .....   | 41-54 | 60 | 88  | 68.2 |
| Carson .....     | 43-52 | 63 | 94  | 67.0 |
| R. Kuchcinski..  | 33-54 | 62 | 90  | 68.9 |
| Stout .....      | 9-52  | 13 | 34  | 38.2 |
| Fenicchia .....  | 15-51 | 40 | 62  | 64.5 |
| Solomon .....    | 27-50 | 32 | 56  | 57.1 |
| Martz .....      | 32-51 | 64 | 92  | 69.6 |
| Day .....        | 13-51 | 39 | 62  | 62.9 |
| Zadroga .....    | 24-52 | 60 | 84  | 71.4 |
| Paglarini .....  | 51-27 | 41 | 60  | 68.3 |
| Potts .....      | 9-55  | 26 | 50  | 52.0 |
| Focht .....      | 41-50 | 45 | 68  | 66.2 |
| Anthony .....    | 50-28 | 46 | 60  | 76.6 |
| Stinson .....    | 46-51 | 77 | 102 | 75.4 |
| Shriver .....    | 43-52 | 58 | 88  | 65.9 |
| Natale .....     | 51-45 | 43 | 64  | 67.2 |
| Martin .....     | 11-51 | 30 | 52  | 57.7 |
| Toole .....      | 42-51 | 46 | 72  | 63.9 |
| Smith .....      | 14-52 | 38 | 60  | 63.3 |
| Rademacher ..... | 36-52 | 51 | 76  | 67.1 |
| Bruce .....      | 48-52 | 63 | 88  | 69.3 |
| Simmons .....    | 16-50 | 55 | 80  | 68.7 |
| Riffle .....     | 31-52 | 38 | 64  | 59.3 |
| Dean .....       | 50-43 | 58 | 88  | 65.9 |
| Schneider .....  | 7-52  | 19 | 38  | 50.0 |
| Bellman .....    | 29-50 | 36 | 58  | 62.1 |
| Manker .....     | 37-51 | 50 | 74  | 67.5 |

Won 5 — Lost 30 1626 2456 66.2

## The Fochts, Abbott, Pinch And Koso Receive Special NHPA Awards

Special NHPA awards for outstanding service to the game on a local or state basis were made to five individuals during a ceremony at the 1969 World tourney in Erie. These were attractive clock trophies with a horseshoe pitching figure.

Receiving the awards were Paul and Emma Focht of Ohio, Joe Abbott and Herb Pinch of Pennsylvania and Don Koso of Nebraska.

Ralph Forsstrom of Massachusetts was the first recipient of this award at the 1968 tourney in Keene, N.H.

Paul and Emma Focht have been the backbone of the Ohio Buckeye State Association for many years, setting up tournaments, handling on the site, tournament details and office work, maintaining records, etc. These Ohio tournaments are many and big in scope and are always efficiently handled by this husband and wife team. In addition Emma, who is unsurpassed in her ability to handle tournament office and set up details, has been N.H.P.A. Secretary Bob Pence's right arm in charge of statistics and office work during the past several World tournaments.



*At Left:  
Emma and  
Paul Focht  
Dayton, Ohio*



*At Right:  
Joe Abbott,  
Erie, Penna.*

Joe Abbott served as local club co-ordinator for the 1969 World Tourney in Erie which involved a huge amount of advance work. He has also been NHPA Vice President and Secretary-Treasurer of both the Erie Club and the Penna. State Association for the past two years.

Don Koso of Falls City, Nebraska has served as NHPA Regional Director and been in charge of game related items for the NHPA west of the Mississippi for a number of years. This involves a tremendous amount of work which has contributed much to the financial strength of the organization. Don has also been Secretary-Treasurer of the Nebraska association and tripled state NHPA membership in the past two years.

Herb Pinch has been Koso's duplicate in the eastern half of the country and also served at various times as both President and Secretary-Treasurer of the Pennsylvania state association.

## 1971 Tournament To New Jersey

The 1971 World Tournament will be held on the 24 court layout of the Middlesex, N.J. Horseshoe Club.

The NHPA convention awarded the 1971 event to Middlesex on the basis of their \$6500.00 bid, which means that cash prize awards will be increased substantially.



## Hal Hanania Winner In News Digest's "You Pick 'em Contest"

The News Digest's "You Pick 'em Contest" which was designed to pick the 10 top players in the 1969 World Tournament, closed on July 21. The contest drew entries from every area in the United States and from Canada.

The votes have all been tabulated and the judges have made their decision and in the final analysis they found the winner to be, Hal Hanania of 440 Runyon Avenue, Middlesex, New Jersey. He had three entries, two of which were winners. His highest score was 71 points and the second was 61 points. They are listed as follows:

| First Entry:        | Second Entry:       |
|---------------------|---------------------|
| 1. Danny Kuchcinski | 1. Ray Martin       |
| 2. Elmer Hohl       | 2. Elmer Hohl       |
| 3. Ray Martin       | 3. Danny Kuchcinski |
| 4. Jim Knisley      | 4. Curt Day         |
| 5. Carl Steinfeldt  | 5. Jim Knisley      |
| 6. Curt Day         | 6. Carl Steinfeldt  |
| 7. Al Zadroga       | 7. Al Zadroga       |
| 8. Harold Reno      | 8. Harold Reno      |
| 9. Paul Focht       | 9. Paul Focht       |
| 10. Jim Solomon     | 10. Jim Solomon     |

In his first selection he was given 21 points for picking 6 men to be in the first 10, he also received 10 points each for picking 5 of those men in the EXACT position where they finished, making a total of 71 points. In his second selection he again picked 6 men to be in the first 10 and was given 21 points and 10 points each for picking 4 of those men in the EXACT position where they finished, making a total of 61 points.

Other winners together with points scored are as follows: O. S. Plott (48) Louisiana; Glen Riffle (48) Ohio; Ottie Reno (45) Ohio; Dr. W. D. Chaffer (45) California; Lee Davi (45) New Jersey; Ernie Danielson (45) Iowa; Eino Tiilikainen (45) Colorado; Alvin Dahlene (41) Kansas.

All entries were taken according to postmark dates. All winners will receive a year's extension of their present News Digest subscriptions in addition to the cash prize awarded.

## Cape May County, New Jersey, Sports Jamboree

The sports, recreation and entertainment program as staged by the Cape May County Park Commission at the Cape May County park in Cape May Court House, New Jersey, covers a multitude of sports and recreation. This program started June 1st and continues until October 12.

Horseshoe pitching is featured in various forms, especially on September 27, when there will be horseshoe pitching from 10 a.m. with the last section starting at 4 p.m.

For full information write, Cape May County Park Commission, Cape May Court House, New Jersey 08210.

## Herfurth Winner In Western Massachusetts Open

The day after returning from the World tournament, at Erie, Pennsylvania, Bernard Herfurth of Northhampton, Massachusetts won 6 and lost 1, which included a 50-13 victory over the previous 8-time winner, Don Kaddy of Fitchburg, to win the annual Western Massachusetts Open championship. His best game was against Kaddy, averaging 83 percent ringers in winning 50-13.

This was Herfurth's first championship after returning to the game after a 10-year lay-off. He won the very first Western Massachusetts title in 1927.

## Rogers Of Iowa Wins Tough Class "B"

Class B of the 1969 World Tourney at Erie was an exceptionally tough group and Hugh Rogers of Cedar Falls, Iowa proved to be the toughest of the 32 contestants.

Hugh defeated Dave Baker of Missouri 54-29 in a special playoff after the two had tied in the round robin following group play.

Rogers averaged 79.8 percent ringers in the finals and Baker an even higher 80.3. Baker had one game of 93.3 and six of the eight finalists had at least one game of more than 80%. Baker had one run of 30 consecutive ringers.

Play in the four preliminary eight man groups was also hard fought. Baker had to defeat Joe Kuchcinski in a playoff to enter the finals and Del Wright of Indiana tossed 81.8% ringers in another playoff for a place in the finals, defeating Doc Maison of Michigan.

### CHAMPIONSHIP

|                                       | W | L | R   | SP  | %    |
|---------------------------------------|---|---|-----|-----|------|
| Hugh Rogers, Cedar Falls, Iowa .....  | 7 | 1 | 423 | 530 | 79.8 |
| Dave Baker, Wentworth, Mo. ....       | 6 | 2 | 468 | 578 | 80.9 |
| Ancil Copeland, Akron, Ohio .....     | 5 | 2 | 416 | 548 | 75.9 |
| Del Wright, Col. City, Ind. ....      | 4 | 3 | 458 | 594 | 77.1 |
| Wes Kuchcinski, Erie, Penna. ....     | 3 | 4 | 415 | 552 | 75.1 |
| Marvin Craig, Parker, Ind. ....       | 2 | 5 | 446 | 608 | 73.3 |
| Chuck Semans, Pittsburgh, Penna. .... | 2 | 5 | 309 | 486 | 63.5 |
| Earl Winston, LaMonte, Mo. ....       | 0 | 7 | 326 | 492 | 66.2 |

### PRELIMINARY PLAY

#### GROUP 1

|                              | W | L | %    |
|------------------------------|---|---|------|
| A. Copeland, Ohio .....      | 6 | 1 | 73.7 |
| D. Baker, Missouri .....     | 5 | 2 | 72.3 |
| J. Kuchcinski, Penna. ....   | 5 | 2 | 62.9 |
| W. Piletz, N.H. ....         | 4 | 3 | 61.8 |
| M. Tamboer, Kan. ....        | 3 | 4 | 63.3 |
| L. Fredrickson, Minn. ....   | 2 | 5 | 61.5 |
| Rich Kuchcinski, Penna. .... | 2 | 5 | 56.7 |
| P. McQueeney, Penna. ....    | 1 | 6 | 57.2 |

#### GROUP 3

|                            | W | L | %    |
|----------------------------|---|---|------|
| C. Semans, Penna. ....     | 7 | 0 | 63.8 |
| W. Kuchcinski, Penna. .... | 6 | 1 | 71.2 |
| B. Herfurth, Mass. ....    | 4 | 3 | 62.8 |
| J. Ostrander, Mich. ....   | 4 | 3 | 62.5 |
| F. Williams, Penna. ....   | 3 | 4 | 64.0 |
| J. Wohar, Penna. ....      | 2 | 5 | 60.0 |
| Les Long, Ill. ....        | 1 | 6 | 60.9 |
| Lon Mullins, Ind. ....     | 1 | 6 | 57.0 |

#### GROUP 2

|                           | W | L | %    |
|---------------------------|---|---|------|
| Marv Craig, Ind. ....     | 6 | 1 | 70.3 |
| E. Winston, Mo. ....      | 6 | 1 | 62.8 |
| N. Vogel, Ill. ....       | 4 | 3 | 66.8 |
| C. Bettisworth, Ill. .... | 4 | 3 | 64.9 |
| G. Roberts, Ohio ....     | 3 | 4 | 64.3 |
| B. Shever, Penna. ....    | 3 | 4 | 55.2 |
| R. Riehl, Canada ....     | 2 | 5 | 68.0 |
| J. Rainbow, Penna. ....   | 0 | 7 | 57.4 |

#### GROUP 4

|                        | W | L | %    |
|------------------------|---|---|------|
| H. Rogers, Iowa ....   | 6 | 1 | 71.5 |
| D. Wright, Ind. ....   | 5 | 2 | 70.0 |
| G. Maison, Mich. ....  | 5 | 2 | 67.0 |
| Jim Johnson, Ohio .... | 4 | 3 | 62.6 |
| J. Anzaldi, Minn. .... | 3 | 4 | 61.3 |
| Joe Sis, Penna. ....   | 3 | 4 | 61.0 |
| A. Austin, Ill. ....   | 2 | 5 | 57.9 |
| O. Hope, Mich. ....    | 0 | 7 | 58.4 |

## COMING EVENTS

Sept. 13-14 — Annual Columbus Open tournament, Columbus, Ohio, lower classes Higher classes on Sept. 20-21. Site to be announced.

September 13-14 — Indiana-Ohio Open at Heekin Park, Muncie, Ind. Deadline for entries, Monday, September 8. Entry fee \$5.25. Cash prizes. Send entries to: Harold Craig, 809 Carson St., Muncie, Ind. 47303.

Sept. 14 — Afton, Ia., Open, County Fairgrounds, Mail qualifying score and percentage with \$3.00 entry fee to: Lewis B. Jeter, Afton, Ia., 50830.

Sept. 14 — Brick City Open Tournament, Hebron, North Dakota.

Sept. 20 — Fulton County Tournament, Fulton County Fairgrounds, Wauseon, Ohio.

Sept. 20-21 — Annual Virginia State Doubles tournament, Churchville, Virginia.

September 20-21 — Autumn Open at New Albany, Ind. Floyd County Community Park. Deadline for entries, Monday, September 15. Entry fee \$3.25.

Sept. 20-21 — Fall Ringer Round-up Open tournament, New Castle, Pennsylvania.

Sept. 20-21 — Fall Ringer Round-Up, George Washington park, New Castle, Penna.

## Coming Events—Continued

### SOUTHERN CALIFORNIA SCHEDULE

Sept. 13 — Fullerton Doubles, Fullerton.  
 Sept. 14 — Championship B & F, So. Gate.  
 Sept. 21 — San Diego C & E, San Diego.  
 Sept. 28 — Championship A & G, So. Gate.  
 Oct. 5 — San Diego D & F, San Diego.  
 Oct. 12 — San Berdu Doubles, San Berdu.  
 Oct. 19 — Championship C, Baldwin Park.

Oct. 26 — Championship AA & E, So. Gate.  
 Nov. 2 — Championship D, Pomona.  
 Nov. 9 — Fullerton A Open, Fullerton.  
 Nov. 16 — John Gordon Open & Srs. & Women, So. Gate.  
 Nov. 23 — South Gate Doubles, So. Gate.

### NORTHERN CALIFORNIA SCHEDULE

Sept. 14 — Arroyo Viejo—CLASS E (Northern Championship)  
 Sept. 14 — Los Gatos OPEN  
 Sept. 28 — Seaside—CLASS D (Northern Championship)  
 Oct. 5 — Arroyo Viejo—CLASS C (Northern Championship)  
 Oct. 12 — Modesto—CLASS B (Northern Championship)

Oct. 19 — San Jose—CLASS AA (Northern Championship)  
 Oct. 19 — San Jose—(No. Calif. Meeting)  
 Oct. 26 — Arroyo Viejo—CLASS A (Northern Championship)  
 Nov. 2 — Sacramento—CLASS C  
 Nov. 9 — Mosswood—D & E  
 Nov. 16 — Seaside—CLASS A  
 Nov. 23 — San Jose—OPEN (Turkey Shoot)

## "Winnie" Wins Intermediate Title Again

"Winnie" Winetrout brought his winning ways to Erie all the way from Lummi Island, Wash. in the middle of Puget Sound, to take the World Tourney Intermediate title for the second consecutive year.



Frank Kilinsky of Pittsburgh placed 2nd after tying with Winetrout in round robin play. Frank was forced to forfeit his chance at the title in playoff when he was unable to return because of a work commitment.

Almost all Intermediate records went down the drain under the barrage of ringers from this year's field at Erie. The Winetrout-Dixon game won by Winnie 50-48 with 76 ringers to Dixon's 75 in 102 shoes accounted for most of the records.

Lee Davis of Ridgefield, N. J. won Class B and Dana Gillespie of Apple Creek, Ohio took Class C, both winning all their games.

Intermediate players were from 60 to 65 years of age.

### CHAMPIONSHIP

|                                             | W | L | R   | SP  | %    |
|---------------------------------------------|---|---|-----|-----|------|
| Francis Winetrout, Lummi Island, Wash. .... | 6 | 1 | 336 | 494 | 68.5 |
| Frank Kilinsky, Pittsburgh, Penna. ....     | 6 | 1 | 324 | 478 | 67.7 |
| Dale Dixon, Des Moines, Iowa .....          | 4 | 3 | 377 | 564 | 66.8 |
| O. S. Plott, Shreveport, La. ....           | 4 | 3 | 278 | 490 | 56.7 |
| Earl Grable, Dimondale, Mich. ....          | 3 | 4 | 243 | 416 | 58.4 |
| A. E. Lester, Galesburg, Ill. ....          | 3 | 4 | 280 | 482 | 58.3 |
| Wayne Winston, LaMonte, Mo. ....            | 1 | 6 | 226 | 444 | 50.9 |
| Harold Wolfe, Cedarville, Ohio .....        | 0 | 7 | 200 | 400 | 50.0 |

### CLASS B

|                         | W | L | %    |
|-------------------------|---|---|------|
| Lee Davis, N.J. ....    | 5 | 0 | 55.4 |
| W. Mrozak, Conn. ....   | 4 | 1 | 54.5 |
| R. Jones, Mich. ....    | 3 | 2 | 50.6 |
| W. Andrusko, Minn. .... | 2 | 3 | 43.4 |
| F. Plumb, Ohio ....     | 1 | 4 | 44.9 |
| D. Eberhart, N.J. ....  | 0 | 5 | 40.5 |

### CLASS C

|                         | W | L | %    |
|-------------------------|---|---|------|
| D. Gillespie, Ohio .... | 5 | 0 | 52.3 |
| W. Meador, Ohio ....    | 3 | 2 | 43.9 |
| W. Knepper, Ohio ....   | 3 | 2 | 43.5 |
| C. Groton, Mich. ....   | 3 | 2 | 40.0 |
| H. Wendt, Wis. ....     | 1 | 4 | 36.5 |
| L. Allen, Ohio ....     | 0 | 5 | 33.9 |

## Lavalleur Is Class "D" Champ

Bob LaValleur of Tampa, Fla. captured the first official Class D title with Lou Gancos of Brooklyn, N. Y. taking the runner-up spot.

It took 408 points in the 200 shoe qualifying round to win a place in Class D.

The champ averaged 63.1 percent ringers in the finals and Gancos had the top single game with 35 ringers in 46 shoes for 76.0%.

### CHAMPIONSHIP

|                                          | W | L | R   | SP  | %    |
|------------------------------------------|---|---|-----|-----|------|
| Bob LaValleur, Tampa, Fla. ....          | 5 | 0 | 198 | 314 | 63.1 |
| Lou Gancos, Brooklyn, N. Y. ....         | 3 | 2 | 193 | 310 | 62.3 |
| Vince Sedlacek, New Kensington, Pa. .... | 3 | 2 | 212 | 344 | 61.6 |
| Clyde Falk, Pittsburgh, Pa. ....         | 2 | 3 | 194 | 332 | 58.7 |
| Ron Myers, Franklin, Pa. ....            | 1 | 4 | 170 | 302 | 56.3 |
| Frank Oliverio, Washington, Pa. ....     | 0 | 5 | 145 | 306 | 47.4 |

### PRELIMINARY PLAY

#### GROUP 1

|                          | W | L | %    |
|--------------------------|---|---|------|
| F. Oliverio, Penna. .... | 6 | 1 | 47.6 |
| L. Gancos, N. Y. ....    | 6 | 1 | 47.1 |
| C. Falk, Penna. ....     | 4 | 3 | 47.6 |
| R. Henry, Penna. ....    | 4 | 3 | 46.5 |
| B. Parker, N. Y. ....    | 3 | 4 | 50.4 |
| R. Grable, Ind. ....     | 3 | 4 | 42.8 |
| J. Roeder, Canada ....   | 2 | 5 | 43.8 |
| G. Stifel, Ohio ....     | 0 | 7 | 38.0 |

#### GROUP 2

|                          | W | L | %    |
|--------------------------|---|---|------|
| V. Sadlacek, Penna. .... | 7 | 0 | 63.5 |
| R. LaValleur, Fla. ....  | 5 | 2 | 51.0 |
| R. Myers, Penna. ....    | 4 | 3 | 49.3 |
| C. Lentz, Canada ....    | 3 | 4 | 53.5 |
| G. Sebring, Penna. ....  | 3 | 4 | 47.0 |
| R. Slocum, Ohio ....     | 2 | 5 | 50.6 |
| L. Markle, Canada ....   | 2 | 5 | 50.0 |
| D. Wolfe, Mich. ....     | 2 | 5 | 45.8 |

## Hanania And McGrath Elected NHPA Veeps; Ralph Dykes Re-elected President

The NHPA convention re-elected Ralph Dykes of Illinois to another two year term as President and elected Leo McGrath of Ohio and Hal Hanania of New Jersey as 1st and 3rd Vice Presidents respectively.

The new vice presidents replace Jim Knisley of Ohio and Joe Abbott of Pennsylvania. Other members of the NHPA Executive Council whose terms run for another year are Secretary-Treasurer Bob Pence of Indiana and Vice Presidents, Jerry Schneider of California and Ruth Hangen of New York.

Curt Bestul of Eau Claire, Wis. has been appointed Regional Director for the North Central states replacing Henry Wisness of North Dakota.

Other regional Directors and various committees for the coming year will be appointed in the near future.

## NEW DETROIT FLYER SHOE

NHPA Approved

Has design features including streamlined heel calks and an opening adapted to slide over the top of the stake.

It also has a new feature called magic control.

To get full details write to

**DETROIT FLYER COMPANY**

37015 Charter Oaks Blvd.

Mt. Clemens, Michigan 48043

## Paxton Wins Fourth Senior Crown

Ageless John Paxton, Ottumwa, Iowa, now 72, just keeps on and on throwing ringers and winning the Senior Division in the World Tournament. He annexed his fourth consecutive title this year at Erie by defeating Virgil Huffman, age 73 of Indiana, 50-46 and 50-15 in a playoff after the two had tied in round robin play. Paxton's only loss came at the hands of 3rd place winner Ray Miller of Ohio 50-37.



Cyril Enders of Fairview, Pa. took Class B honors and Will Figy of Wauseon, Ohio was undefeated in Class C.

Henry Franke, Centralia, Ill. tossed 71 ringers and 240 points in his 100 shoes to top the qualifiers. Oldest contestant was Joe Dubie of Toccoa, Ga. a former Montana state titleholder who is now 84.

### CHAMPIONSHIP

|                                       | W | L | R   | SP  | %    |
|---------------------------------------|---|---|-----|-----|------|
| John Paxton, Ottumwa, Iowa .....      | 6 | 1 | 277 | 404 | 68.5 |
| Virgil Huffman, Poneto, Ind. ....     | 6 | 1 | 286 | 480 | 59.5 |
| Ray Miller, Springfield, Ohio .....   | 5 | 2 | 307 | 488 | 62.9 |
| Harry Page, Waterloo, Iowa .....      | 4 | 3 | 216 | 386 | 55.9 |
| Harold Tuttle, Youngstown, Ohio ..... | 3 | 4 | 251 | 450 | 55.7 |
| Chris Hansen, Sarasota, Fla. ....     | 2 | 5 | 234 | 430 | 54.4 |
| Henry Franke, Centralia, Ill. ....    | 2 | 5 | 237 | 440 | 53.8 |
| Royce Wrucke, Horicon, Wis. ....      | 0 | 7 | 190 | 402 | 47.2 |

### CLASS B

|                          | W | L | %    |
|--------------------------|---|---|------|
| C. Enders, Penna. ....   | 4 | 1 | 43.7 |
| F. Sumpter, Ohio .....   | 3 | 2 | 49.0 |
| L. Peary, Fla. ....      | 3 | 2 | 45.3 |
| G. Brinkman, Mass. ....  | 3 | 2 | 43.5 |
| F. Armentrout, Ind. .... | 2 | 3 | 42.5 |
| R. Hitchcock, Fla. ....  | 0 | 5 | 30.0 |

### CLASS C

|                          | W | L | %    |
|--------------------------|---|---|------|
| W. Figy, Ohio .....      | 5 | 0 | 55.5 |
| S. Davidson, Penna. .... | 4 | 1 | 52.6 |
| H. Rosean, N. Y. ....    | 3 | 2 | 48.1 |
| R. Gravink, N. Y. ....   | 1 | 4 | 40.0 |
| D. Grove, Ill. ....      | 1 | 4 | 37.6 |
| C. Larson, Penna. ....   | 1 | 4 | 33.0 |

## Rich Maroni Is Class "C" Champ

The 1969 Class "C" title will stay in Pennsylvania because Rich Maroni of the Quaker State dominated the final round robin with seven straight wins and a 71.5 ringer average.

The second place trophy went all the way across the country in the possession of Fred Lavett who hails from California and Oregon. Walt Wilhoite, Indiana association prexy took 3rd with 71.1% ringers to edge Don Knotts of Ohio and Art Holter of Minnesota who had the same won and lost records.

Gil Fridinger defeated Jake Fiore in a special playoff for the right to enter the finals after the two had tied in preliminary group play.

Wilhoite had the top single game with 44 ringers in 54 shoes for an average of 81.4. Rich Maroni also bettered 80 percent in one game.

### CHAMPIONSHIP

|                                     | W | L | R   | SP  | %    |
|-------------------------------------|---|---|-----|-----|------|
| Rich Maroni, Arnold, Pa. ....       | 7 | 0 | 379 | 530 | 71.5 |
| Fred Lavett, Walport, Ore. ....     | 5 | 2 | 329 | 496 | 66.3 |
| Walt Wilhoite, Ind. ....            | 4 | 3 | 384 | 540 | 71.1 |
| Don Knotts, Springfield, Ohio ..... | 4 | 3 | 326 | 496 | 65.7 |
| Art Holter, St. Paul, Minn. ....    | 4 | 3 | 290 | 456 | 63.5 |
| Bob Redding, London, Ohio .....     | 3 | 4 | 298 | 490 | 60.8 |
| Ed Blum, Darlington, Pa. ....       | 1 | 6 | 307 | 504 | 60.9 |
| Gil Fridinger, New Oxford, Pa. .... | 0 | 7 | 220 | 404 | 54.4 |

**Rich Maroni — (Continued)****PRELIMINARY PLAY****GROUP 1**

|                           | W | L | %    |
|---------------------------|---|---|------|
| Don Knotts, Ohio .....    | 6 | 1 | 59.5 |
| G. Fridinger, Penna. .... | 5 | 2 | 54.2 |
| J. Fiore, Penna. ....     | 5 | 2 | 57.0 |
| F. White, Penna. ....     | 4 | 3 | 55.1 |
| M. Montgomery, Ohio ..... | 4 | 3 | 52.1 |
| H. Swedburg, Mass. ....   | 3 | 4 | 52.1 |
| P. Droxne, Mass. ....     | 1 | 6 | 50.1 |
| H. May, Ohio .....        | 0 | 7 | 42.0 |

**GROUP 2**

|                         | W | L | %    |
|-------------------------|---|---|------|
| W. Wilhoite, Ind. ....  | 7 | 0 | 66.7 |
| Ed Blum, Penna. ....    | 6 | 1 | 55.9 |
| H. McCoskey, Ind. ....  | 4 | 3 | 53.0 |
| D. Daniels, Ohio .....  | 3 | 4 | 61.3 |
| A. Stolarik, Ohio ..... | 3 | 4 | 53.5 |
| N. Shepherd, Mich. .... | 2 | 5 | 55.4 |
| D. Whiteman, Ohio ..... | 2 | 5 | 55.1 |
| W. West, Fla. ....      | 1 | 6 | 56.0 |

**GROUP 3**

|                        | W | L | %    |
|------------------------|---|---|------|
| R. Redding, Ohio ..... | 5 | 2 | 65.9 |
| A. Holter, Minn. ....  | 5 | 2 | 62.7 |
| J. Adams, Canada ..... | 4 | 3 | 59.4 |
| J. Lenard, Mich. ....  | 4 | 3 | 57.3 |
| C. Neeb, Canada .....  | 3 | 4 | 60.3 |
| G. Hale, N.Y. ....     | 3 | 4 | 60.0 |
| L. Jacobs, Mich. ....  | 3 | 4 | 57.7 |
| W. Preston, Mich. .... | 1 | 6 | 54.8 |

**GROUP 4**

|                          | W | L | %    |
|--------------------------|---|---|------|
| R. Maroni, Penna. ....   | 6 | 1 | 67.2 |
| F. Lavett, Oreg. ....    | 6 | 1 | 65.1 |
| L. Rose, Ohio .....      | 5 | 2 | 58.8 |
| W. McNailey, Calif. .... | 4 | 3 | 56.0 |
| R. Rambo, Ind. ....      | 2 | 5 | 57.9 |
| R. Morris, Penna. ....   | 2 | 5 | 56.4 |
| L. Hinkle, Ind. ....     | 2 | 5 | 50.8 |
| E. Mendenhall, Ind. .... | 1 | 6 | 43.0 |

## Van Sant Wins Midwest Ringer "Round-up" At Fort Wayne, Indiana

The Midwest "Ringer Round-up" held on twelve new beautiful courts in McMillen Park was won by Karl Van Sant of Indiana. He made a clean sweep by taking all three games in the play-off. Ruth Hangen of Buffalo, N. Y. won the Women's division with 80% ringers. Bill Holland and Mark Seibold met in the last game undefeated — Bill poured it on in that game having 87.1% ringers.

**CLASS AAA****GROUP 1**

|                         | W | L | %    |
|-------------------------|---|---|------|
| C. Day, Ind. ....       | 4 | 1 | 80.8 |
| K. Van Sant, Ind. ....  | 4 | 1 | 76.8 |
| G. Brumfield, Ind. .... | 3 | 2 | 75.4 |
| S. Manker, Ohio .....   | 2 | 3 | 67.7 |
| W. Kabel, Ohio .....    | 1 | 4 | 73.6 |
| G. Riffle, Ohio .....   | 1 | 4 | 70.1 |

**GROUP 2**

|                          | W | L | %    |
|--------------------------|---|---|------|
| P. Focht, Ohio .....     | 5 | 0 | 81.7 |
| J. Knisley, Ohio .....   | 4 | 1 | 80.2 |
| H. Anthony, Ohio .....   | 3 | 2 | 75.9 |
| C. Bellman, Ind. ....    | 2 | 3 | 73.7 |
| M. Craig, Ind. ....      | 1 | 4 | 69.2 |
| J. Ostrander, Mich. .... | 0 | 5 | 60.6 |

**PLAY-OFF — CHAMPIONSHIP DIVISION**

|                        | W | L | %    |                        | W | L | %    |
|------------------------|---|---|------|------------------------|---|---|------|
| K. Van Sant, Ind. .... | 3 | 0 | 78.6 | P. Focht, Ohio .....   | 1 | 2 | 74.4 |
| C. Day, Ind. ....      | 2 | 1 | 84.4 | J. Knisley, Ohio ..... | 0 | 3 | 72.8 |

**CLASS AA** — R. Baughn (Ind.) 3-0-68.8; R. Davids (Ind.) 2-1-61.1; F. Winetroun (Wash.) 2-1-61.0; R. Carpenter (Ind.) 1-2-58.8; H. Darnold (Iowa) 1-2-55.0; D. Roberts (Ohio) 0-3-Forfeit.

**CLASS A** — I. Rookstool (Ind.) 4-0-69.0; J. Wilson (Ill.) 3-1-61.1; J. Hoyer (Ind.) 2-2-58.6; R. Davis (Ind.) 2-2-57.7; H. Johnson (Ind.) 1-3-53.8; J. Ashbaugh (Ind.) 0-4-43.5.

**CLASS BB** — W. Wilhoite (Ind.) 3-1-67.5; J. Stone (Ind.) 3-1-58.5; R. Miller (Ohio) 2-2-64.0; E. Danielson (Iowa) 2-2-60.5; R. Thornburgh (Ind.) 1-3-55.4; L. Mullins (Ind.) 1-3-50.0.



## Midwest Ringer Round-up — (Continued)

**CLASS B** — B. Flaughner (Ind.) 4-0-60.9; F. Gross (Ind.) 3-1-56.9; H. McCoskey (Ind.) 2-2-53.3; L. Hill (Ind.) 2-2-43.0; Z. Campbell (Ohio) 1-3-48.9; G. Ramsey (Ind.) 0-4-43.5.

**CLASS CC** — L. Frazier (Ind.) 3-1-53.8; B. Rist (Ind.) 3-1-46.1; H. Franke (Ill.) 2-2-50.4; W. Seibold (Ind.) 2-2-50.0; F. Croddy (Ind.) 2-2-45.1; C. Estelle (Ind.) 0-4-38.0.

**CLASS C** — R. Harrold (Mich.) 5-0-57.7; D. Pittman (Ind.) 4-1-50.3; S. Kalb (Ohio) 3-2-49.1; N. Maywhoor (Ind.) 2-3-44.6; J. Holloway (Ind.) 1-4-41.6; E. Harrison (Ohio) 0-5-27.0.

**CLASS DD** — O. Reno (Ohio) 5-0-46.9; R. Neaderhouser (Ind.) 3-2-47.3; J. Swyers (Ohio) 2-3-45.5; E. Pauley (Ind.) 2-3-45.0; R. Wolfinger (Ind.) 2-3-43.9; H. Harp (Ind.) 1-4-37.2.

**CLASS D** — B. Mohlke (Ind.) 6-0-55.3; B. Sampson (Ind.) 4-2-51.9; D. Holland (Ind.) 3-3-51.8; L. Hinkle (Ind.) 3-3-43.9; J. Gall (Ind.) 3-3-43.6; H. Holland (Ind.) 2-4-48.0; A. Moore (Ind.) 0-6-41.4.

**CLASS EE** — W. Barker (Ind.) 4-1-40.0; R. Grable (Ind.) 4-1-38.7; E. Diehm (Ind.) 3-2-36.5; N. Bultemeier (Ind.) 2-3-34.6; E. Mendenhall (Ind.) 1-4-34.1; A. Whitmore (Ind.) 1-4-33.3.

**CLASS E** — H. Miller (Ind.) 5-0-46.8; T. Eader (Ind.) 4-1-39.8; M. McCollum (Ind.) 3-2-41.3; L. Dearing (Ind.) 2-3-39.7; D. McCollum (Ind.) 1-4-42.4; R. Howell (Ind.) 0-5-37.2.

**CLASS FF** — R. Hostetler (Ind.) 5-0-35.6; R. Ammerman (Ind.) 3-2-35.8; E. Foster (Ind.) 3-2-34.7; P. Van Sickle (Ind.) 2-3-38.5; R. McBride (Ind.) 2-3-33.7; D. Reeves (Ind.) 0-5-37.2.

**CLASS F** — W. Eader (Ind.) 4-1-44.7; F. Clem (Ind.) 4-1-43.0; F. Dellinger (Ind.) 3-2-42.1; F. Armentrout (Ind.) 2-3-41.4; B. Cook (Ind.) 2-3-38.0; A. Panico (Ohio) 0-5-25.4.

**CLASS GG** — P. Fleenor (Ind.) 5-0-45.8; H. Pearson (Ind.) 4-1-43.4; W. Vetter (Ind.) 2-3-42.2; W. Tom (Ind.) 2-3-38.8; V. Varvel (Ohio) 1-4-30.7; P. Cunningham (Ind.) 1-4-28.2.

**CLASS G** — J. Hahn (Ind.) 3-2-35.5; C. Nelson (Ind.) 3-2-33.3; C. Payne (Ind.) 3-2-32.3; R. Hall (Ind.) 3-2-31.3; J. St. Meyers (Ind.) 2-3-32.2; D. Cebbs (Ind.) 1-4-28.1.

**CLASS HH** — S. Treat (Ind.) 5-0-34.4; J. Wilson (Ind.) 4-1-30.9; G. Loy (Ind.) 3-2-30.0; J. Nunemaker (Ind.) 2-3-20.6; R. Miller (Ind.) 1-4-20.2; H. Grudziadz (Ind.) 0-5-19.5.

**WOMEN'S — CLASS A** — R. Hangen (N. Y.) 4-0-79.7; B. Seibold (Ind.) 2-2-50.5; K. Harrison (Ohio) 2-2-43.1; C. Truman (Ind.) 1-3-43.6; E. Werth (N. Y.) 1-3-41.8.

**JUNIORS — CLASS A** — B. Holland (Ind.) 7-0-78.2; M. Seibold (Ind.) 6-1-85.6; F. Smith (Mich.) 5-2-63.3; P. Day (Ind.) 4-3-63.5; D. Riffle (Ohio) 3-4-54.4; G. Bussard (Ind.) 2-5-54.3; J. Malverne (Wash.) 1-6-49.2; M. Weber (Wash.) 0-7-48.1.

**JUNIORS — CLASS B** — P. Seibold (Ind.) 4-0-67.1; J. Anthony (Ohio) 3-1-52.5; N. Smith (Mich.) 2-2-46.4; M. Holland (Ind.) 1-3-38.8; D. Bussard (Ind.) 0-4-17.2.

**JUNIORS — CLASS C** — B. Smith (Mich.) 5-0-39.7; M. Cunningham (Ind.) 4-1-34.1; D. Smith (Mich.) 3-2-32.8; T. Gall (Ind.) 26.3; D. Craig (Ind.) 1-4-11.3; D. Riffle (Ohio) 0-5-9.0.

## Court Registrations and Publicity Fund Donations

### CALIFORNIA

HAYWARD, W. F. McNally, 23716 Lynn St.  
— 2 courts L.

### KENTUCKY

BELLEVUE, Bellevue Vets Club, 24 Fairfield Ave. — 2 courts L.

### MICHIGAN

MASS, Post No. 4167 V.F.W., 5 miles south of Mass, Mich. (Ray Hardy, Commander) — 3 courts (sand) L.

NISULA, August Keranen (located on Nisula Hill) — 1 court.

ONTONAGON, Candlelight Club Courts (located 3 miles east of Ontonagon on Greenland Road) — 4 courts.

PELKIE, Ottawa Sportsmen's Club Inc. (located 7 miles west of Baraga on "M"-38) — 1 court.

NISULA, Curtis Paulson — 1 court.

### NEW JERSEY

MIDDLESEX, Hal Hanania, 448 Runyon Ave. 1 court L.

### NEW YORK

PEEKSKILL, Peekskill Horseshoe Club, Depew Park. Hal Weinborg, Pres.; Tom Ryan, Treas.; Chas. Wilson, Sec'y. — 10 courts (sand) L.

SEND ALL REGISTRATIONS AND CONTRIBUTIONS TO NHPA PRESIDENT RALPH DYKES, 433 West North Ave., Lombard, Ill. 60148

### OREGON

LA GRANDE, LaGrande Horseshoe Club, West "M" Avenue (Dean K. Severns, Sec'y and Treas.) — 10 courts (sand) L.

SALEM, Salem Horseshoe Club, 12th and Mission (Raymond Scheidler, Sec'y) Rte 1, Box 138, Mt. Angel — 12 courts L.

### WISCONSIN

EAGLE, Walter W. Pipp — 1 court (sand) L.

EAGLE, Tom Sherman, 630 Main St. — 1 court.

EAGLE, Ralph Raduechel, Parkview Drive — 1 court.

### FRIEND OF THE GAME

SPRINGFIELD, ILLINOIS, George W. Stailey, 921 West Lawrence — \$5.00

LEXINGTON, KENTUCKY, Simon Kelley, 550 Stratford Drive — \$1.00

MIDDLESEX, NEW JERSEY, Hal Hanania, 448 Runyon Ave. — \$1.00

RIDGEFIELD, NEW JERSEY, Lee Davis, 648 Abbott Ave. — \$4.00

TOLEDO, OHIO, George Stifel, 3237 Jeanette Ave. — \$2.00

WOODBIDGE, VIRGINIA, Millard Young, 634 Dawson Court — \$10.00

**NEW! NEW! NEW!**

# AMERICAN

## PROFESSIONAL PITCHING SHOE

1 to 5 Pair  
\$6.00

Per Pair  
Postpaid

75c per pair  
additional  
west of  
Mississippi

**NHPA APPROVED**

**Designed and pitched by**

**CARL STEINFELDT**

4 times World Left-handed Champion  
6 times Eastern National Champion  
14 times New York State Champion  
1967 North American Champion

6 Pairs and Over  
In Lots of 6  
\$5.00 per pair  
Postpaid

75c per pair  
additional  
west of  
Mississippi

**FORGED IN MEDIUM SOFT TEMPER ONLY  
BY ST. PIERRE MANUFACTURING COMPANY**

**CARL STEINFELDT**

**44 RIDGECREST ROAD**

**ROCHESTER, NEW YORK 14626**

# OHIO

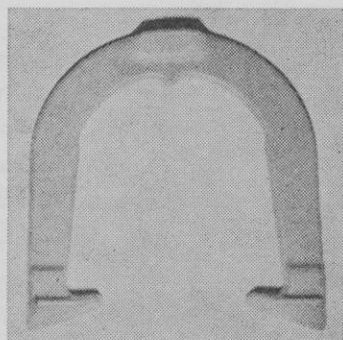
The original producers of a drop forged shoe, now have in addition to our present model, known as the —O—, a brand new model known as the —PRO—. It will have heavier weighted caulk and longer points. Both models will have hardened hooks and points and will be available in dead soft, soft and medium temper.

---

**ALL SHOES ARE FORGED FROM S.A.E. SPECIFIED STEEL**

---

## THE —PRO—



## PRICES OF —PRO—

|                  |                   |
|------------------|-------------------|
| 1 pr. ....       | \$8.00 Postpaid   |
| 2-5 pr. ....     | 7.75 Postpaid     |
| 6-11 pr. ....    | 7.00 Post Collect |
| 12-23 pr. ....   | 6.75 Freight Col. |
| 24 pr. or over.. | 6.50 Freight Col. |

(In Ohio add four percent for  
Sales Tax)

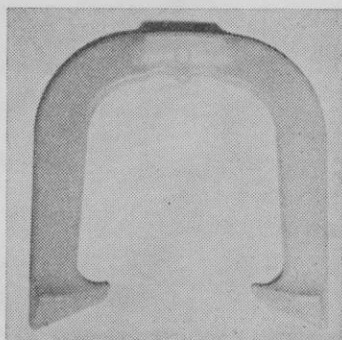
---

## PRICES OF —O—

|                  |                   |
|------------------|-------------------|
| 1 pr. ....       | \$6.60 Postpaid   |
| 2-5 pr. ....     | 6.25 Postpaid     |
| 6-11 pr. ....    | 5.10 Post Collect |
| 12-23 pr. ....   | 4.85 Freight Col. |
| 24 pr. or over.. | 4.65 Freight Col. |

(In Ohio add four percent for  
Sales Tax)

## THE —O—



ORDER YOURS TODAY

# OHIO HORSESHOE COMPANY

P. O. BOX 5801

COLUMBUS, OHIO 43221

Or Stanley Manker, Route No. 1, Martinsville, Ohio 45146