

The Horseshoe Pitcher's

News Digest


SEPTEMBER, 1963



Set the pace with more ringers
with the 1963 model . . .

"Ohio"

*by the original producers of a steel
drop-forged pitching shoe.*



* * *

Furnished in

Soft and

Medium

Hardness

* * *

The OHIO SHOE with its stake holding
qualities PLUS its perfect balance gives
the control needed for those extra ring-
ers that would have otherwise spun off.

Write TODAY for prices

OHIO HORSESHOE COMPANY

P. O. BOX 5801

COLUMBUS 21, OHIO

THE HORSESHOE PITCHERS' NEWS DIGEST published on the 15th of each month at Aurora, Illinois, U. S. A. by the National Horseshoe Pitchers' Association of America. Editorial office, 1307 Solfisberg Avenue, Aurora, Illinois. Membership and subscription price \$3.50 per year in advance. Forms close on the first day of each month. Advertising rates on request. F. Ellis Cobb, Editor.

NATIONAL OFFICERS

Harold Craig, 809 Carson Street, Muncie, Indiana.....	President
Elmer O. Beller, 15316-B Cabell Avenue, Bellflower, Calif.....	1st Vice-President
Glen Sebring, 1431 West 42nd Street, Erie, Pennsylvania.....	2nd Vice-President
Lester Georgiana, Chesterfield, New Hampshire.....	3rd Vice-President
Lucille Hopkins, 912 East 2nd Street, Ottumwa, Iowa.....	4th Vice-President
Robert Pence, 341 Polk Street, Gary, Indiana.....	Secretary-Treasurer

Volume 7

September

No. 9

MINUTES OF THE 1963 N.H.P.A. CONVENTION

The meeting, held in the South Gate Girl Scout Center was called to order by President Harold Craig with the following officers present: President, Harold Craig (Ind.); Vice Presidents, Elmer Beller (Calif.) and Clark Bell (Calif.); and Secretary-Treasurer, Bob Pence (Ind.).

The following voting delegates were seated: Arizona, 1; North Calif, 2; South Calif., 4; Colorado, 2; Florida, 2; Illinois, 3; Indiana, 5; Iowa, 2; Kansas, 1; Minnesota, 2; Missouri, 2; Nebraska, 2; New Jersey, 1; New York, 2; Ohio, 6; Oklahoma, 2; Oregon, 3; Utah, 2; Washington, 2; West Virginia, 1; Canada, 1; Argansas, 1. Total 49

Minutes of the 1962 Convention was read by Secretary Bob Pence and approved upon a motion by Davis (NJ) and seconded by Winston (Mo.).

Receipts

Balance year ago	\$6,745.82
Memberships	6,649.50
Mfrs. stamps & ads	1,353.00
Accessory sales	9,362.08
World Tournament	5,155.00
Total	\$29,285.40

Expenditures

Postage	\$ 543.06
Office Expense	321.10
News Digest	5,530.74
Misc. Print. Mimeo.	354.61
World Tournament	5,882.11
NHPA Film	1,526.32
Mdse. purchases	7,447.62

Total **\$22,589.36**

Balance on hand, July 12, 1963\$6,696.14

The Auditing Committee, Backer (Utah) and Weeks (Calif.), reported that the books were in order and recommended that an annual physical inventory be taken at a consistent time each year, preferably during the winter, and this amount be added to the cash balance for a true report of assets.

Motion by Klunik (Ill.) seconded by Cook (Utah) that the financial report and the Auditing Committee's report be accepted and placed on file was carried.

Report of the Committee for revising the Constitution and By-Laws, Ottie Reno (Ohio), Christman (Ind.) and Craig (Ind.), was read by Mr. Reno with time for discussion following each change.

Gregson (Calif.) suggested the rules include Junior and Senior play. Dixon (Ia.) brought up the foul line problem and suggested that the foul line be placed even with the stake and the players be made to start their pitching from back of this line. Motion by Backer (Utah) seconded by Winston (Mo.) that the Committee's recommendations be accepted was withdrawn in order that the playing rules be considered under new business.

Motion by Steinfeldt (NY) seconded by Klunik (Ill.) that the Dixon foul line proposal be accepted and made a part of the rules was discussed. Motion by Davis (NJ) seconded by Klunik (Ill.) that the question be tabled until the next convention in order that the foul line change could be tried in a tournament carried. It was moved by Pence (Ind.) seconded by Davis (NJ) that the change be tried in the Midwest Ringer Roundup under NHPA sanction.

MINUTES — (Continued)

A minute of silent prayer was held in memory of NHPA members who had passed away during the year.

Dixon (Ia.) reported on his portable courts using a rubber base in place of clay.

Discussion centered on NHPA finances and memberships. This discussion finally resulted in a motion by Davis (No. Calif.) seconded by Merino (Ariz.) that NHPA membership be sold at \$1.00 with the magazine optional at \$2.50 additional, this plan to be tried on a one year trial basis, with the present \$2.00 affiliated membership being dropped.

Further discussion based on this motion found the delegates concerned about the continued publication and sale of the monthly magazine with the general feeling that the proposed plan would have to result in a substantial increase in memberships and very little decrease in magazine subscriptions in order to be successful. The motion carried by a vote of 27-17.

Leo McGrath, President of the Ohio Association read letters from the Mayor and the Park Board of Greenville, O. and presented a sealed bid of \$3,000.00 for the 1964 World Tournament. Klunik (Ill.) stated that the Illinois State Fair was interested in the 1964 World Tournament but did not have a sealed bid to submit.

It was moved by Dixon (Ia.) seconded by Klunik (Ill.) that the Greenville bid be accepted. Motion was carried unanimously.

It was moved by Backer (Utah) and seconded by Weeks (Calif.) that the tabled motion regarding the revised Constitution and By-Laws be brought back on the floor. The motion was carried and the convention accepted the committee's recommendations. Bob Pence stated the revised Constitution and By-Laws would be printed in a winter issue of the monthly magazine.

Mr. Backer introduced Paul Rose, Director of Salt Lake County Recreation and Park Commission who presented a sealed bid of \$3,000.00 for the 1965 World Tournament to be held in Murray, Utah.

Secretary Bob Pence presented a letter signed by the Mayor, the Park Board and Keene, New Hampshire Horseshoe Slub bidding \$3,000.00 for the 1965 tournament. He also reported that Winston-Salem, N.C. and Topeka, Kan. were interested. Klunik (Ill.) stated he would like to present a tentative bid from the Illinois State Fair.

It was pointed out that the new constitution made it permissible for the convention to award the tournament two years in advance, but that information was of course not available to the interested parties. It was moved by Dixon (Ia.) and seconded by Klunik (Ill.) to table all bids for 1965 until the next convention thus allowing both Keene, N.H. and Murray, Utah to submit revised bids and for all other interested parties to be notified of the change in rules. The motion carried.

The Nominating Committee comprised of Steinfeldt (NY), McGrath (Ohio) and Gregson (Calif.) recommended the following slate of officers: President — Harold Craig (Ind.); 1st Vice President — Elmer Beller (Calif.) for a two year term; 2nd Vice President — Glen Sebring (Pa.) for a one year term; 3rd Vice President — Lester Georgina (N.H.) for a two year term; and Lucille Hopkins (Ia.) for a one year term.

Nominations were called for from the floor. There being none Davis (Calif.) and Davis (N.J.) moved nominations be closed. Motion carried. Winston (Mo.), seconded by Dixon (Ia.) moved that the Secretary be instructed to cast an unanimous ballot for the recommended slate. The motion carried unanimously.

The delegates expressed gratitude and appreciation for all the fine work and co-operation of the City of South Gate, the South Gate Club and the Southern California Association, the Miller Brewing Co. and all trophy donors including the various manufacturers of horseshoes and all the individuals who had contributed to the 1963 tournament.

There being no further business it was moved by Winston (Mo.) and seconded by Dixon (Ia.) that the convention be adjourned. Motion carried.

WORLD TOURNAMENT AWARDS AND TROPHIES

A beautiful and dazzling array of trophies and awards were given out at the 1963 World Tournament.

The Miller Brewing Co. gave 15 outstanding trophies in the Men's division; five in the Championship class, four in Class "B" and three each in Class "C" and the Senior Division. In addition Miller's High Life gave a dozen zippo lighters in the championship division and rain bonnets to all the players in the Women's tourney. All the men received Miller caps which were quite popular.

Hal Leiber, who makes NHPA trophies, donated three beautiful clock trophies, including the first place trophy in the Ladies' division.

Chuck Merrill of Calif. won the Leiber clock trophy for being the most outstanding first year entrant after a close race with Howard Shatto of Washington which was decided on total ringer percentage. Other 1st year players included Ned Shaver, Don Peterson, and Bill Blexrude.

Frank Stinson of Minnesota won the Leiber award for the Most Improved Player. Frank won 14 games in the championship division and averaged better than 70% in comparison to a so-so record in Class "B" last year.

The Ohio Horseshoe Co. Sportsmanship award, another beautiful clock trophy, went to Jim "Pop" Johnson of Ohio by a vote of the players.

The "New Digest"-NHPA Neatest Dressed award went to Marvin Craig of Indiana. A committee of women made the selection.

The Gordon Horseshoe Co. again donated the top trophies in the Junior tournament.

The Ted Allen Horseshoe Co. gave gold plated shoes to the high qualifier, John Monasmith and place awards in both the Junior and Women's tournament. Ted also gave a pair of horseshoes in each division of the tournament.

Lee Bennett, manufacturer of Lee Shoes, gave silver plated horseshoe buckles to all the Junior players.

Diamond Horseshoe Co. gave place trophies in the Ladies tourney.

The Ohio Horseshoe Co. through its representative Stan Manker donated several pairs of shoes as special awards.

Add the Stokes Memorial Award to this collection and the special Eddie Packham awards mentioned elsewhere and you have the greatest group of prizes ever given at a World Tournament.

In addition the NHPA prize money totaling more than \$5500.00 was the highest in history.

SOUTH GATE PLAYER WINS SENIOR DIV.

A home town player, Ralph Navarro, won the Senior Division for players over 60 years of age at the World Tourney in South Gate.

Formerly called the "Old Timers," Navarro becomes the 3rd player to hold this title. Joe Wilkinson of Akron who won the event for the past two years was unable to defend his title because of an ankle injury, while W. O. Maxwell, 1960 champ and now 82 years old, is inactive for the first time in his career because of serious illness.

	W	L	R	SP	%
Ralph Navarro, South Gate, Calif.	11	0	328	580	56.0
Joe Foster, Omaha, Nebr.	10	1	375	644	58.2
John Paxton, Ottumwa, Ia.	9	2	353	572	62.0
Ray Lambeth, Fresno, Calif.	7	4	262	608	43.6
Wade Dille, Merino, Colo.	7	4	262	616	42.5
Charles Carson, Mesa, Ariz.	7	4	245	598	41.0
Russ Hudgens, Lynwood, Calif.	4	7	270	628	43.0
Roscoe Squires, Santa Rosa, Calif.	4	7	236	656	36.0
Jack Ellis, Orlando, Fla.	2	9	249	602	41.4
Ray Pentecost, Orange, Calif.	2	9	216	612	35.3
Joe McNamara, Los Angeles, Calif.	2	9	170	586	29.0
Ralph Freid, Ontario, Can.	0	11	46	462	10.0

MONASMITH IS NEW WORLD CHAMPION

John Monasmith, 47-year-old hod carrier and former railway worker from Yakima, Wash. won the NHPA-Miller Life Trophy symbolic of the World Horseshoe Pitching Title at South Gate, Calif. thus becoming the 16th to win the crown since Frank Jackson annexed the first one back in 1909.

Elmer Hohl, Canadian National champ finished 2nd to go with the 4th, 3rd and 2nd place rankings he has gained in the past three meets.

Carl Steinfeldt, left handed Rochester, N.Y. star placed 3rd, his best record to date.

1961 champ, **Harold Reno** of Ohio placed 4th and defending champ **Paul Focht** 5th. Three former titleholders, **Ted Allen**, **Fernando Isais** and **Don Titcomb** tied for 6th.

Marines Tamboer of Kansas and **Jerry Schneider** of California rounded out the top ten.

Monasmith chalked up a 32-3 record with 82.3% ringers and was toughest when the going was roughest. His three defeats came at the hands of Hohl, Tamboer and Focht. He had close calls with Schneider, Reno and Marv Craig. Right at the start he served notice by taking high qualifying honors with 90% ringers.

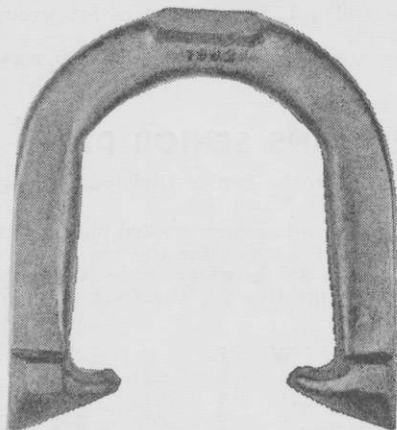
The Schneider-Monasmith tilt went 142 shoes, longest of the tourney with the new champ hitting 122 ringers and Schneider 121.

Reno tossed the highest single game percentage, 94.7, with 72 ringers in 76 shoes. Moefield was the victim and he saw 59 ringers in the first 60 shoes.

Steinfeldt hit Marv Craig with 34 consecutive ringers and then started his next game with four more for the longest string of the meet.

Monasmith and Isais tossed ten consecutive "four deads" for a near record.

THE LEE HORSESHOE



*When ordering, state
square or contoured*

**Cast of a new, modern
metal alloy that is**

**"deader" than dead soft,
yet tough as steel.**

**Batters No Quicker
Than Dead Soft Steel**

**Requires Little
or No Filing**

Does Not Rust

THE LEE HORSESHOE is priced higher than other shoes because its new metal alloy is more costly — but the result is worth the price.

Price — \$8.00 per pr. Post Paid

LEE BENNETT

Rte. 2, 4920 Eck Road

Middletown, Ohio

FIFTH WORLD TITLE FOR VICKI

Vicki Chapelle Winston of Lamonte, Mo. won her fifth World title, making her the third to annex that many crowns in the Ladies' division. The others accomplished the feat many years ago, Mrs. C. A. Lanhan of Bloomington, Ill. and Mayme Francisco of Columbus, Ohio.

This was Vicki's 2nd title as Mrs. Winston, her other three coming as Vicki Chapelle while living in Portland, Ore.

Wanda Ditmer tied with Vicki in the round robin, but the Hoosier was defeated 50-25 and 50-22 in the playoff, Vicki averaging 68.3 percent ringers.

Defending champ little Sue Gillespie edged Ruth Bennett of Ohio for 3rd place on the basis of ringer percentage, but never struck the pace she set in winning last year. She lost to Wanda 50-47 in her final game thereby missing a spot in the playoff.

	W	L	R	SP	%
Vicki Winston, Lamonte, Mo.	5	1	170	290	58.6
Wanda Ditmer, Winchester, Ind.	5	1	203	334	60.8
Sue Gillespie, Portland, Ind.	4	2	199	332	59.9
Ruth Bennett, Middletown, O.	4	2	179	310	57.7
Betty Steinfeldt, Rochester, N.Y.	2	4	61	288	21.1
Esther Williams, Gilroy, Calif.	0	5	22	306	7.5
Ernestine Smith, Vinita, Okla.	0	6	10	272	3.8

GARY ROBERTS ANNEXES THIRD JUNIOR TITLE

Gary Roberts celebrated his 16th birthday by winning his third National Junior title to go with the one his brother Donnie won in 1959.

The Lucasville, O. boy thus becomes the greatest Junior player in history. His top game was a record breaking 24 ringers in 28 shoes for 85.7.

Bill Seymour, 14, of San Francisco placed 2nd with 59.3% ringers and was really a classy pitcher.

	W	L	R	SP	%
Gary Roberts, Lucasville, O.	9	0	224	354	62.8
Bill Seymour, San Francisco, Calif.	8	1	236	398	59.3
George Hughey, Baldwin Park, Calif.	7	2	175	460	38.0
Dennis Riffle, Dayton, O.	5	4	163	534	30.5
Joe Fisher, Compton, Calif.	4	5	123	454	27.1
Larry Wheeler, Fullerton, Calif.	4	5	134	550	24.4
Harold Carden, Baldwin Park, Calif.	4	5	122	532	23.1
Randy Bish, Fullerton, Calif.	2	7	122	564	21.6
Bob Wheeler, Fullerton, Calif.	2	7	80	506	15.8
Ernest Avila, Walnut Park, Calif.	0	11	30	490	6.1

HORSESHOE PITCHER


TROPHIES

RIBBONS & ROSETTES

LARGE SELECTION LOW AS \$1.00

Lowest prices, biggest discounts. Fast service on all the newest designs of top quality. Send now for new 50-page full-color catalog. IT'S FREE!

NORTON TROPHY CO. 4350 N. PULASKI ROAD
CHICAGO 41, ILLINOIS



TWO NEW NHPA CHAPTERS IN 1963

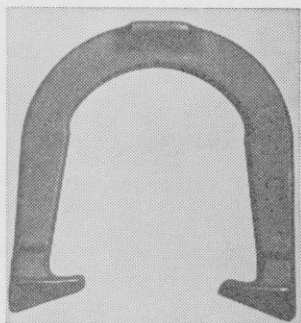
Two new Chapters were added to the NHPA family during the 1963 season.

The first came from across the border when the Greater Vancouver Horseshoe Pitchers' Association of British Columbia formed an official chapter as reported previously in the "Digest."

New Mexico is the latest addition. NHPA Secretary Bob Pence attended the meeting which formed the new chapter while on his way to the World Tournament. Details will be carried in a subsequent issue of the "Digest" due to a lack of space now due to World Tourney news.

NEW, IMPROVED — TED ALLEN HORSESHOES

Congratulations to the winners in every division of the 1963 World's championship. Five out of the six divisions were won with the ALLEN SHOES.



This shoe established more world's records, and many are still standing, in 28 years than all others combined.

Special Announcement

The price list has been used for 20 months. It was made up before production started the first of 1962. In the drop forge shop, alone, an underestimate was made in cost and work required, plus a new work contract in February, 1963, plus our own slight increase in costs over 20 months, which we always had to absorb ourselves long before a new list was made. It is regretful that a price raise becomes necessary to remain operational.

Starting September 1st, a \$1.00 raise will be in effect in every price on the list. Just make every figure on your past list, \$1.00 more than it is.

A new printed list is available, if requested, we will send it out.

A steel, drop-forged, heat-treated product.

Made in four tempers: Hard, Medium Hard, Medium Soft and Dead Soft. The two softer types have hardened points for long life effectiveness.

1045 LINDEN AVENUE

BOULDER, COLORADO

1. John Monasmith, Yakima, Wash. — Qualifying Score 558

Opponent	Score	R	SP	%
Henton	50-16	64	72	88.9
Wahlin	50-11	59	66	89.4
Shatto	50-30	58	74	78.4
Merrell	51-16	52	62	83.8
Stinson	51-11	58	66	87.8
Moefield	51-13	58	70	82.9
Dugle	50-9	68	76	89.4
Vogel	Forfeit			
Bennett	54-31	63	78	80.7
Taylor	51-35	58	78	74.4
Ira Allen	52-40	69	88	78.4
Shaver	50-6	52	56	92.8
Kabel	50-32	60	78	76.9
Titcomb	22-52	70	90	77.7
Ted Allen	42-50	84	108	77.7
Isais	51-39	105	124	84.6
Hohl	50-46	81	100	81.
Blexrude	52-19	40	50	80.0
Stephens	50-12	38	44	86.4
Harper	51-16	46	58	79.3
Weeks	52-37	82	98	83.6
Paglarini	51-24	52	64	81.2
Peterson	52-19	46	54	85.2
Austin	55-28	50	66	75.7
Steinfeldt	53-47	87	106	82.
Winston	53-39	52	70	74.3
Johnson	50-38	88	108	81.4
Tamboer	52-37	79	98	80.6
Schneider	50-47	122	142	85.8
Dixon	51-15	58	66	87.9
Knauff	51-24	62	70	88.5
Maddox	51-13	89	98	90.8
Craig	55-47	86	108	79.6
Reno	52-49	79	100	79.
Focht	28-51	75	98	76.5

Won 32 — Lost 3

2290

2784

82.3

2. Elmer Hohl, Ontario, Canada — Qualifying Score 556

Opponent	Score	R	SP	%
Stephens	50-16	64	76	84.2
Harper	52-25	43	62	69.3
Weeks	50-26	71	84	84.5
Paglarini	51-12	41	50	82.
Peterson	50-15	30	38	78.9
Austin	54-12	55	62	88.7
Steinfeldt	51-40	89	108	82.4
Winston	52-41	80	100	80.
Johnson	52-35	81	106	76.4
Tamboer	54-18	63	74	85.1
Schneider	52-41	94	124	75.8
Dixon	52-19	59	70	84.2
Knauff	46-52	78	102	76.4
Maddox	45-50	81	102	79.4
Craig	51-22	89	104	85.5
Reno	51-28	72	82	87.9
Monasmith	46-50	80	100	80.
Henton	50-18	42	54	77.8
Wahlin	52-42	90	112	80.3
Shatto	50-13	52	62	83.8
Merrell	50-9	41	46	89.2
Stinson	51-21	72	86	83.7
Moefield	50-23	51	62	82.2
Dugle	52-19	64	72	88.9
Vogel	Forfeit			
Bennett	52-32	64	80	80.
Taylor	50-25	64	78	82.1
Ira Allen	51-30	61	78	78.2
Shaver	52-13	61	70	87.1
Kabel	54-31	83	96	86.4
Titcomb	50-37	59	78	75.6
Ted Allen	51-21	56	66	84.8
Isais	52-9	60	66	90.9
Focht	26-52	68	90	75.5
Blexrude	52-38	92	112	82.1

Won 31 — Lost 4

2250

2752

81.8

3. Carl Steinfeldt, Rochester, N. Y. — Qualifying Score 498

Opponent	Score	R	SP	%
Ira Allen	51-38	91	110	82.7
Shaver	50-27	77	94	81.9
Kabel	50-34	62	82	75.6
Titcomb	52-45	62	84	73.8
Allen (Ted)	22-50	84	104	80.7
Isais	51-42	82	108	75.9
Hohl	40-51	85	108	78.7
Blexrude	51-32	57	76	75.
Stephens	52-13	56	68	82.4
Harper	50-37	47	68	69.1
Weeks	52-42	78	96	81.2
Paglarini	52-17	50	62	80.6
Peterson	50-10	71	78	91.
Austin	52-3	29	32	90.6
Focht	52-15	56	64	87.5
Winston	52-18	66	76	86.8
Johnson	20-50	58	80	72.5
Tamboer	45-50	65	88	73.8
Schneider	52-29	61	74	82.4
Dixon	51-38	53	72	73.6
Knauff	52-32	75	88	85.2
Maddox	43-51	91	114	79.8
Craig	51-6	53	56	94.6
Reno	52-44	82	104	78.8
Monasmith	47-53	85	106	80.1
Henton	51-18	71	86	82.5
Wahlin	51-26	60	74	81.1
Shatto	51-12	33	40	82.5
Merrell	51-22	63	76	82.9
Stinson	50-27	89	110	80.9
Moefield	52-46	63	90	70.0
Dugle	55-12	47	52	90.4
Vogel	Forfeit			
Bennett	51-42	67	88	76.1
Taylor	51-48	69	94	73.4
Won 29 — Lost 6		2238	2802	79.9

4. Harold Reno, Sabina, Ohio — Qualifying Score 540

Opponent	Score	R	SP	%
Wahlin	51-20	41	50	82.
Shatto	52-18	59	74	79.7
Merrell	52-31	53	74	71.6
Stinson	52-23	52	64	81.2
Moefield	55-6	72	76	94.7
Dugle	50-43	65	88	73.8
Vogel	Forfeit			
Bennett	51-6	50	60	83.3
Taylor	52-36	77	98	78.5
Ira Allen	50-34	82	100	82
Shaver	51-18	65	80	81.2
Kabel	52-35	55	72	76.4
Titcomb	50-41	85	104	81.7
Ted Allen	51-41	74	96	77
Isais	52-39	73	92	79.3
Hohl	28-51	64	82	78.0
Blexrude	52-20	39	50	78.
Stephens	50-15	49	62	79.
Harper	50-24	39	52	75.
Weeks	51-28	54	68	79.4
Paglarini	51-12	52	58	89.6
Peterson	51-25	43	58	74.1
Austin	50-26	43	58	74.1
Steinfeldt	44-52	77	104	74.
Winston	51-48	48	72	66.7
Johnson	50-36	66	90	73.3
Tamboer	41-50	74	100	74.
Schneider	51-30	73	88	83.
Dixon	54-34	47	62	75.8
Knauff	45-50	71	94	75.5
Maddox	50-13	61	68	89.5
Craig	50-30	78	92	84.8
Focht	27-52	79	100	79.
Monasmith	49-52	77	100	78.
Henton	50-13	56	68	82.4
Won 29 — Lost 6		2093	2654	78.9

5. Paul Focht, Dayton, Ohio — Qualifying Champion

Opponent	Score	R	SP	%
Blexrude	51-44	54	76	71.1
Henton	52-38	71	96	73.9
Stephens	50-24	46	60	76.6
Wahlin	51-26	68	82	82.9
Harper	51-20	36	56	64.3
Shatto	50-15	44	56	78.6
Weeks	50-22	62	78	79.4
Merrell	50-17	45	58	77.6
Paglarini	50-16	55	66	83.3
Stinson	41-51	67	92	72.8
Peterson	50-11	36	46	78.3
Moefield	50-44	74	100	74.
Austin	53-13	40	54	74.1
Dugle	54-44	65	84	77.4
Steinfeldt	15-52	43	64	67.2
Vogel	Forfeit			
Winston	52-31	57	74	77.
Bennett	50-13	62	70	88.5
Johnson	51-18	50	64	78.1
Taylor	51-20	40	50	80.
Tamboer	43-51	81	104	77.8
Ira Allen	52-14	69	86	80.2
Schneider	52-30	72	86	83.7
Shaver	51-43	101	120	84.1
Dixon	50-27	49	64	76.5
Kabel	53-45	63	82	76.8
Knauff	51-31	61	80	76.2
Titcomb	40-51	100	120	83.3
Maddox	37-50	83	104	79.8
Ted Allen	53-37	94	112	83.9
Craig	52-35	53	70	75.7
Isais	26-50	67	88	76.1
Reno	52-27	86	100	86.
Hohl	52-26	76	90	84.4
Monasmith	51-28	82	98	83.6
Won 29 — Lost 6		2152	2730	78.8

6. Don Titcomb, Los Gatos, Calif. — Qualifying Score 525

Opponent	Score	R	SP	%
Paglarini	50-6	33	38	87.4
Peterson	52-35	66	84	78.6
Austin	54-7	33	40	82.5
Steinfeldt	45-52	61	84	72.6
Winston	46-51	66	90	73.3
Johnson	50-7	51	58	87.9
Tamboer	50-37	66	84	78.5
Schneider	51-49	87	112	77.6
Dixon	50-28	66	80	82.5
Knauff	51-27	70	84	83.3
Maddox	55-33	69	82	84.1
Craig	52-21	51	66	77.2
Reno	41-50	82	104	78.8
Monasmith	52-22	80	90	88.8
Henton	48-50	64	88	72.7
Wahlin	51-43	77	96	80.2
Shatto	29-51	51	76	67.1
Merrell	52-27	38	52	73.1
Stinson	50-41	64	94	68.
Moefield	50-14	48	56	85.7
Dugle	50-37	76	92	82.6
Vogel	Forfeit			
Bennett	51-49	59	82	71.9
Taylor	52-23	56	72	77.8
Ira Allen	52-14	59	72	81.9
Shaver	54-16	44	56	78.6
Kabel	41-51	59	88	67.0
Focht	51-40	103	120	85.8
Allen	51-48	76	98	77.5
Isais	42-50	100	126	79.3
Hohl	37-50	55	78	70.5
Blexrude	50-32	70	90	77.7
Stephens	52-16	45	54	83.4
Harper	50-24	58	74	78.4
Weeks	50-45	88	116	75.8
Won 27 — Lost 8		2211	2776	79.6

7. Ted Allen, Boulder, Colo — Qualifying Score 526

Opponent	Score	R	SP	%
Weeks	45-50	76	98	77.5
Paglarini	46-50	64	90	71.1
Peterson	52-12	45	52	86.5
Austin	50-18	61	76	80.3
Steinfeldt	50-22	93	104	89.4
Winston	55-36	83	100	83.
Johnson	31-50	38	60	63.4
Tamboer	50-24	59	74	79.7
Schneider	52-27	53	66	80.4
Dixon	50-24	69	80	86.2
Knauff	50-34	71	88	80.6
Maddox	28-50	50	74	67.6
Craig	50-23	65	82	79.2
Reno	41-51	72	96	75.
Monasmith	50-42	87	108	80.5
Henton	52-48	95	116	81.8
Wahlin	51-22	70	82	85.5
Shatto	52-10	59	68	86.7
Merrell	51-35	62	84	73.8
Stinson	51-21	46	58	79.3
Moefield	51-24	61	80	76.2
Dugle	51-46	74	98	75.5
Vogel	Forfeit			
Bennett	50-31	57	70	81.4
Taylor	52-41	62	82	75.6
Ira Allen	51-36	82	106	77.3
Shaver	51-18	38	50	76.
Kabel	50-30	63	82	76.8
Titcomb	48-51	75	98	76.5
Focht	47-53	89	112	79.4
Isais	52-37	74	92	80.4
Hohl	21-51	47	66	71.2
Blexrude	50-38	67	90	74.4
Stephens	51-19	50	66	75.7
Harper	54-17	36	46	78.3
Won 27 — Lost 8		2193	2794	78.5

8. Fernando Isais, Los Angeles, Calif. — Qual. Score 535

Opponent	Score	R	SP	%
Harper	54-48	68	98	69.3
Weeks	50-28	70	84	83.3
Paglarini	51-41	47	68	69.1
Peterson	50-46	68	92	73.9
Austin	50-4	32	38	84.2
Steinfeldt	42-51	81	108	75.
Winston	50-42	64	86	74.4
Johnson	52-22	74	84	88.
Tamboer	50-25	96	112	85.7
Schneider	51-28	75	88	85.2
Dixon	51-13	58	68	85.3
Knauff	55-47	53	80	66.2
Maddox	53-45	87	112	77.6
Craig	53-46	66	90	73.3
Reno	39-52	70	92	76.
Monasmith	39-51	101	124	81.4
Henton	52-42	94	116	81.
Wahlin	51-40	103	126	81.7
Shatto	51-21	56	72	77.8
Merrell	50-16	53	64	82.8
Stinson	51-36	79	100	79.0
Moefield	51-42	90	116	77.5
Dugle	53-29	61	78	78.2
Vogel	Forfeit			
Bennett	37-54	58	84	69.
Taylor	49-50	68	94	72.3
Ira Allen	53-46	80	108	74.
Shaver	50-24	43	54	79.6
Kabel	35-54	62	84	73.8
Titcomb	50-42	103	126	81.7
Ted Allen	37-52	68	92	73.9
Focht	50-26	75	88	85.2
Hohl	9-52	46	66	69.7
Blexrude	50-31	53	66	80.3
Stephens	52-34	72	86	83.7
Won 27 — Lost 8		2374	3044	78.0

9. Marines Tamboer, Wichita, Kan. — Qualifying Score 504

Opponent	Score	R	SP	%
Vogel	Forfeit			
Bennett	51-30	38	54	70.4
Taylor	50-31	58	70	82.9
Ira Allen	45-50	72	96	75.
Shaver	40-52	67	92	72.8
Kabel	50-35	72	90	80.
Titcomb	37-50	61	84	72.6
Allen	24-50	44	74	59.5
Isais	25-50	88	112	78.5
Hohl	18-54	49	74	66.2
Blexrude	55-47	47	68	69.1
Stephens	51-25	42	58	72.4
Harper	50-11	53	66	80.4
Weeks	50-44	67	90	74.4
Paglarini	51-18	55	68	80.8
Peterson	55-29	56	74	75.7
Austin	50-1	43	46	93.4
Steinfeldt	50-45	67	88	76.1
Winston	52-37	68	90	75.5
Johnson	50-48	94	122	77.0
Focht	51-43	85	104	81.7
Schneider	49-53	75	100	75.0
Dixon	50-30	67	88	76.1
Knauft	51-38	96	114	84.2
Maddox	50-22	66	76	86.8
Craig	39-50	63	84	75.
Reno	50-41	75	100	75.
Monasmith	37-52	75	98	76.5
Henton	52-23	80	96	83.3
Wahlin	51-22	79	88	89.7
Shatto	47-50	75	106	70.7
Merrell	50-19	68	78	87.1
Stinson	51-24	65	78	83.3
Moefield	50-19	67	78	85.9
Dugle	50-19	48	58	82.8

Won 25 — Lost 10

2225

2862

77.7

10. Jerry Schneider, Bell, Calif. — Qualifying Score 507

Opponent	Score	R	SP	%
Dugle	50-39	94	120	78.3
Vogel	Forfeit			
Bennett	50-42	48	70	68.6
Taylor	51-36	68	90	75.5
Ira Allen	55-41	75	94	79.7
Shaver	52-19	60	72	83.4
Kabel	52-47	72	98	73.4
Titcomb	49-51	88	112	78.5
Allen (Ted)	27-52	45	66	68.2
Isais	28-51	68	88	77.2
Hohl	41-52	91	124	73.3
Blexrude	54-42	66	90	73.3
Stephens	50-16	49	62	79.
Harper	51-42	56	78	71.8
Weeks	27-50	46	68	67.6
Paglarini	51-20	40	50	80.
Peterson	54-18	39	48	81.3
Austin	51-4	36	42	85.8
Steinfeldt	29-52	53	74	71.6
Winston	50-49	86	110	78.
Johnson	51-42	73	92	79.3
Tamboer	53-49	77	100	77.0
Focht	30-52	66	86	76.7
Dixon	52-45	63	84	75.
Knauft	50-25	62	74	83.8
Maddox	47-52	78	100	78.
Craig	52-14	45	52	86.5
Reno	30-51	66	88	75.
Monasmith	47-50	121	142	85.2
Henton	53-31	47	60	88.3
Wahlin	41-50	92	120	76.6
Shatto	52-39	69	92	75.
Merrell	51-36	61	78	78.2
Stinson	37-51	58	82	70.7
Moefield	50-32	50	68	73.5

Won 23 — Lost 12

2208

2874

76.8

11. Art Dugle, Chicago, Ill. — Qualifying Series 496

Opponent	Score	R	SP	%
Schneider	39-50	91	120	75.8
Dixon	52-31	45	58	77.6
Knauff	54-43	73	98	74.5
Maddox	51-41	58	80	72.5
Craig	52-25	60	74	81.1
Reno	43-50	65	88	73.8
Monasmith	9-50	54	76	71.1
Henton	52-36	77	92	83.6
Wahlin	50-39	70	90	77.7
Shatto	51-35	64	82	78.
Merrell	50-34	47	64	73.5
Stinson	50-30	56	76	73.7
Moefield	52-46	75	110	68.1
Focht	44-54	60	84	71.4
Vogel	Forfeit			
Bennett	52-22	47	62	75.8
Taylor	29-52	53	76	69.7
Ira Allen	51-37	68	92	73.9
Shaver	52-32	48	66	72.7
Kabel	50-32	50	64	78.1
Titcomb	37-50	72	92	78.2
Ted Allen	46-51	72	98	73.4
Isais	29-53	52	78	66.7
Hohl	19-52	53	72	73.6
Blexrude	50-15	55	70	78.6
Stephens	52-22	44	60	73.3
Harper	50-19	43	58	74.1
Weeks	55-44	71	94	75.5
Paglarini	51-33	46	70	65.7
Peterson	52-21	35	50	70.
Austin	51-12	31	38	81.5
Steinfeldt	12-55	33	52	63.5
Winston	50-32	57	74	77.0
Johnson	31-52	62	82	75.6
Tamboer	19-50	38	58	65.5

Won 23 — Lost 12

1925

2598

74.1

12. Ralph Maddox, Poca, West Va. — Qualifying Score 526

Opponent	Score	R	SP	%
Merrell	51-25	53	72	73.6
Stinson	51-14	56	62	90.2
Moefield	51-16	51	60	85.
Dugle	41-51	54	80	67.5
Vogel	Forfeit			
Bennett	51-31	50	68	73.5
Taylor	46-54	78	100	78.
Ira Allen	35-51	71	94	75.5
Shaver	15-52	29	54	53.7
Kabel	52-21	58	70	82.9
Titcomb	33-55	62	82	75.6
Allen (Ted)	50-28	58	74	78.4
Isais	45-53	84	112	75.
Hohl	50-45	83	102	81.3
Blexrude	55-28	55	70	78.6
Stephens	50-6	40	50	80.
Harper	51-20	42	56	75.
Weeks	51-38	101	118	85.5
Paglarini	54-27	48	64	75.0
Peterson	52-29	58	74	78.4
Austin	50-6	58	64	90.6
Steinfeldt	51-43	92	114	80.7
Winston	48-52	65	88	73.9
Johnson	54-31	70	86	81.4
Tamboer	22-50	57	76	75.
Schneider	52-47	79	100	79.
Dixon	52-25	49	64	76.5
Knauff	48-52	99	122	81.1
Focht	50-37	86	104	82.6
Craig	51-32	77	94	81.9
Reno	13-50	49	68	72.0
Monasmith	13-51	77	98	78.5
Henton	32-52	74	96	77.
Wahlin	50-7	51	56	91.
Shatto	40-50	60	92	65.2

Won 22 — Lost 13

2174

2784

78.1

13. Jim Johnson, Cincinnati, Ohio — Qualifying Score 503

Opponent	Score	R	SP	%
Bennett	52-25	55	70	78.6
Taylor	52-16	57	64	89.
Ira Allen	30-50	72	98	73.4
Shaver	50-13	61	70	87.1
Kabel	52-21	56	72	77.8
Titcomb	7-50	37	58	63.8
Ted Allen	50-31	43	60	71.7
Isais	22-52	64	84	76.2
Hohl	35-52	78	106	73.5
Blexrude	42-51	72	98	73.4
Stephens	51-38	59	84	70.2
Harper	52-49	65	100	65.
Weeks	41-50	75	98	76.5
Paglarini	50-47	54	80	67.5
Peterson	52-37	54	76	71.1
Austin	52-26	50	66	75.8
Steinfeldt	50-20	68	80	85.
Winston	51-21	39	54	72.2
Focht	18-51	39	64	60.9
Tamboer	48-50	95	122	77.8
Schneider	42-51	70	92	76.
Dixon	52-47	66	92	71.7
Knauff	50-46	84	108	77.7
Maddox	31-54	62	86	72.1
Craig	50-30	52	72	72.2
Reno	36-50	62	90	68.8
Monasmith	38-50	85	108	78.7
Henton	32-52	50	70	71.4
Wahlin	51-46	103	124	83.
Shatto	51-37	60	80	75.
Merrell	53-39	52	74	70.3
Stinson	51-17	50	60	83.3
Moefield	51-33	87	102	85.2
Dugle	52-31	69	82	84.1
Vogel	Forfeit			

Won 22 — Lost 13

2145

2844

75.4

14. Henry Knauff, Spokane, Wash. — Qualifying Score 518

Opponent	Score	R	SP	%
Stinson	52-28	50	70	71.4
Moefield	39-54	51	78	65.4
Dugle	43-54	70	98	71.4
Vogel	Forfeit			
Bennett	50-41	59	82	72.
Taylor	52-25	56	72	77.8
Ira Allen	54-25	77	90	85.5
Shaver	26-51	51	78	65.4
Kabel	33-50	53	74	71.6
Titcomb	27-51	62	84	73.8
Ted Allen	34-50	64	88	72.7
Isais	47-55	52	80	65.
Hohl	52-46	78	102	76.4
Blexrude	50-31	44	60	73.4
Stephens	52-13	47	54	87.
Harper	52-5	44	48	91.7
Weeks	50-46	79	100	79.
Paglarini	45-50	56	78	71.8
Peterson	50-36	72	94	76.6
Austin	53-7	63	74	85.1
Steinfeldt	32-52	68	88	77.3
Winston	51-22	62	78	79.5
Johnson	46-50	82	108	75.9
Tamboer	38-51	92	114	80.7
Schneider	25-50	55	74	74.3
Dixon	50-17	52	66	78.8
Focht	31-51	56	80	70.
Maddox	52-48	101	122	82.7
Craig	52-38	70	88	79.5
Reno	50-45	73	94	77.6
Monasmith	24-51	52	70	74.3
Henton	53-29	86	104	82.6
Wahlin	50-38	81	100	81.
Shatto	50-28	52	68	76.5
Merrell	52-11	47	54	87.

Won 21 — Lost 14

2157

2812

76.7

15. Glen Henton, Maquoketa, Iowa — Qualifying Score 479

Opponent	Score	R	SP	%
Monasmith	16-50	53	72	73.6
Focht	38-52	71	96	73.9
Wahlin	51-31	61	76	80.3
Shatto	51-19	51	66	77.2
Merrell	50-18	48	60	80.
Stinson	50-25	64	80	80.
Moefield	34-52	58	82	70.7
Dugle	36-52	71	92	77.1
Vogel	55-12	51	56	91.
Bennett	52-18	42	56	75.
Taylor	31-52	57	82	69.5
Ira Allen	50-35	43	62	69.4
Shaver	52-25	48	64	75.
Kabel	52-41	74	100	74.
Titcomb	50-48	65	88	73.8
Ted Allen	48-52	93	116	80.1
Isais	42-52	91	116	78.4
Hohl	18-50	31	54	57.4
Blexrude	50-21	54	66	81.8
Stephens	52-45	62	82	75.6
Harper	50-41	61	86	70.9
Weeks	50-44	68	88	77.3
Paglarini	18-52	38	58	65.5
Peterson	53-35	54	76	71.1
Austin	52-18	48	68	70.5
Steinfeldt	18-51	59	86	68.6
Winston	50-45	69	88	78.4
Johnson	52-32	57	70	81.4
Tamboer	23-52	72	96	75.
Schneider	31-53	40	60	66.6
Dixon	52-21	65	78	83.3
Knauft	29-53	79	104	75.9
Maddox	52-32	80	96	83.3
Craig	52-8	47	52	90.4
Reno	13-50	45	68	66.2

Won 21 — Lost 14

2070

2740

75.5

16. Wilbur Kabel, New Madison, Ohio — Qual. Score 517

Opponent	Score	R	SP	%
Peterson	52-7	41	48	85.4
Austin	52-19	59	72	81.9
Steinfeldt	34-50	57	82	67.9
Winston	51-47	74	98	75.5
Johnson	21-52	48	72	66.7
Tamboer	35-50	67	90	74.4
Schneider	47-52	72	98	73.4
Dixon	50-29	69	92	75.
Knauft	50-33	59	74	79.7
Maddox	21-52	47	70	67.2
Craig	43-54	86	110	78.
Reno	35-52	50	72	69.5
Monasmith	32-50	53	78	67.9
Henton	41-52	70	100	70.
Wahlin	50-48	81	102	79.4
Shatto	52-41	53	74	71.6
Merrell	50-22	41	56	73.2
Stinson	52-22	72	84	85.7
Moefield	51-39	72	94	76.6
Dugle	32-50	44	64	68.0
Vogel	Forfeit			
Bennett	36-51	60	84	71.4
Taylor	52-28	61	82	74.4
Ira Allen	55-35	54	70	77.1
Shaver	51-35	56	76	73.7
Focht	45-53	62	82	75.6
Titcomb	51-41	62	88	70.5
Ted Allen	30-50	57	82	69.5
Isais	54-35	68	84	80.9
Hohl	31-54	75	96	78.1
Blexrude	51-31	73	88	82.9
Stephens	52-23	54	66	81.8
Harper	50-20	37	52	71.1
Weeks	52-34	50	68	73.5
Paglarini	50-36	58	76	76.3

Won 21 — Lost 14

2042

2724

75.0

17. Wellington Taylor, Grand River, Iowa — Qual. Score 504

Opponent	Score	R	SP	%
Winston	50-38	48	68	70.5
Johnson	16-52	44	64	68.7
Tamboer	31-50	51	70	72.9
Schneider	36-51	63	90	70.
Dixon	42-50	61	90	67.8
Knauff	25-52	47	72	65.3
Maddox	54-46	80	100	80.
Craig	41-51	62	90	68.8
Reno	36-52	71	98	72.4
Monasmith	35-51	52	78	66.6
Henton	52-31	64	82	78.
Wahlin	50-45	51	78	72.9
Shatto	50-27	41	56	73.2
Merrell	54-11	50	68	73.5
Stinson	51-46	61	96	63.5
Moefield	52-37	51	70	72.9
Dugle	52-29	60	76	78.9
Vogel	Forfeit			
Bennett	52-8	40	48	83.3
Focht	20-51	29	50	58.
Ira Allen	50-45	77	102	75.4
Shaver	51-28	55	72	76.4
Kabel	28-52	53	82	64.6
Titcomb	23-52	47	72	65.3
Ted Allen	41-52	59	82	72.
Isais	50-49	70	94	74.4
Hohl	25-50	55	78	70.5
Blexrude	48-50	53	84	63.1
Stephens	50-27	55	74	74.4
Harper	52-24	44	62	71.0
Weeks	29-52	51	74	68.9
Paglarini	51-17	39	50	78.
Peterson	55-17	53	70	75.7
Austin	51-12	29	38	76.3
Steinfeldt	48-51	67	94	71.2

Won 19 — Lost 16

1833

2572

71.3

18. Jim Weeks, Norwalk, Calif. — Qualifying Score 484

Opponent	Score	R	SP	%
Ted Allen	50-45	78	98	79.6
Isais	28-50	63	84	75.
Hohl	26-50	63	84	75.
Blexrude	52-40	60	84	71.4
Stephens	50-18	40	58	69.
Harper	52-26	49	66	74.3
Focht	22-50	52	78	66.6
Paglarini	52-34	52	68	76.5
Peterson	54-26	56	74	75.7
Austin	52-39	49	70	70.
Steinfeldt	42-52	74	96	77.
Winston	55-48	60	86	69.8
Johnson	50-41	77	98	78.5
Tamboer	44-50	65	90	72.2
Schneider	50-27	53	68	77.9
Dixon	50-35	73	98	74.5
Knauff	46-50	77	100	77.
Maddox	38-51	97	118	82.1
Craig	41-50	77	98	78.5
Reno	28-51	47	68	69.1
Monasmith	37-52	75	98	76.5
Henton	44-50	66	88	75.0
Wahlin	35-50	86	108	79.6
Shatto	50-21	38	50	76.
Merrell	50-40	50	76	65.8
Stinson	37-50	62	88	70.5
Moefield	52-38	58	74	78.4
Dugle	44-55	67	94	71.2
Vogel	Forfeit			
Bennett	50-17	50	60	83.3
Taylor	52-29	59	74	79.7
Ira Allen	45-50	57	78	73.1
Shaver	51-41	76	98	77.5
Kabel	34-52	44	68	64.7
Titcomb	45-50	87	116	75.

Won 18 — Lost 17

2137

2854

74.9

19. Frank Stinson, Minneapolis, Minn.—Qual. Score 491

Opponent	Score	R	SP	%
Knauff	28-52	42	70	60.
Maddox	14-51	43	62	69.3
Craig	50-49	60	88	68.1
Reno	23-52	41	64	64.
Monasmith	11-51	45	66	68.2
Henton	25-50	54	80	67.5
Wahlin	52-27	49	64	76.5
Shatto	51-49	56	82	68.3
Merrell	51-49	56	86	65.1
Focht	51-41	71	92	77.1
Moefield	28-51	56	80	70.
Dugle	30-50	49	76	64.5
Vogel	Forfeit			
Bennett	50-38	45	66	68.2
Taylor	46-51	58	96	60.4
Ira Allen	50-36	46	66	69.7
Shaver	51-40	61	88	69.3
Kabel	22-52	61	84	72.6
Titcomb	41-50	61	94	64.8
Ted Allen	21-51	34	58	58.6
Isais	36-51	72	100	72.
Hohl	21-51	61	86	70.9
Blexrude	43-51	71	98	72.4
Stephens	51-17	55	62	88.6
Harper	51-11	50	56	89.3
Weeks	50-37	68	88	77.3
Paglarini	50-33	53	70	75.7
Peterson	52-11	34	40	85.0
Austin	43-50	47	74	63.5
Steinfeldt	27-50	81	110	73.6
Winston	51-49	59	90	65.6
Johnson	17-51	37	60	61.6
Tamboer	24-51	56	78	71.8
Schneider	51-37	63	82	76.8
Dixon	52-27	64	78	82.1

Won 17 — Lost 18

1859

2634

70.6

20. Ira Allen, Oneals, Calif.—Qualifying Score 507

Opponent	Score	R	SP	%
Steinfeldt	38-51	87	110	79.0
Winston	36-50	71	100	71.0
Johnson	50-30	79	98	80.6
Tamboer	50-45	74	96	77.0
Schneider	41-55	69	94	73.4
Dixon	55-33	46	64	71.8
Knauff	25-54	68	90	75.5
Maddox	51-35	78	94	82.9
Craig	51-13	39	48	81.3
Reno	34-50	78	100	78.0
Monasmith	40-52	62	88	70.5
Henton	35-50	38	62	61.3
Wahlin	53-23	67	84	79.8
Shatto	35-50	41	62	66.0
Merrell	52-21	45	56	80.3
Stinson	36-50	42	66	63.1
Moefield	50-33	44	60	73.3
Dugle	37-51	65	92	70.6
Vogel	Forfeit			
Bennett	37-50	56	86	65.1
Taylor	44-50	75	102	73.5
Focht	14-52	58	86	67.4
Shaver	22-53	38	66	57.6
Kabel	35-55	47	70	67.1
Titcomb	14-52	47	72	65.3
Ted Allen	36-51	77	106	72.6
Isais	46-53	79	108	73.1
Hohl	30-51	54	78	69.2
Blexrude	54-30	72	90	80.0
Stephens	51-30	63	82	76.8
Harper	53-12	50	62	80.6
Weeks	50-45	59	78	75.6
Paglarini	51-39	82	104	78.8
Peterson	53-35	53	78	68.0
Austin	50-16	52	62	83.8

Won 16 — Lost 19

2055

2794

73.6

21. Clive Wahlin, Taylorville, Utah — Qualifying Score 480

Opponent	Score	R	SP	%
Reno	20-51	30	50	60.0
Monasmith	11-50	46	66	69.7
Henton	31-51	52	76	68.4
Focht	26-51	60	82	73.2
Shatto	35-51	55	84	65.5
Merrell	52-27	65	80	81.2
Stinson	27-52	40	64	62.5
Moefield	39-53	51	74	68.9
Dugle	39-50	65	90	72.2
Vogel	52-17	42	58	72.4
Bennett	51-13	48	60	80.0
Taylor	45-50	51	78	72.9
Ira Allen	23-53	57	84	67.9
Shaver	51-24	48	64	75.0
Kabel	48-50	80	102	78.4
Titcomb	43-51	75	96	78.1
Ted Allen	22-51	61	82	74.4
Isais	40-51	100	126	79.3
Hohl	42-52	86	112	76.7
Blexrude	50-40	78	104	75.0
Stephens	53-22	75	90	83.3
Harper	50-28	65	80	81.2
Weeks	50-35	90	108	83.3
Paglarini	52-22	69	86	80.2
Peterson	52-21	56	70	80.0
Austin	52-45	64	84	76.2
Steinfeldt	26-51	52	74	70.3
Winston	50-15	51	62	82.2
Johnson	46-51	99	124	79.8
Tamboer	22-51	69	88	78.4
Schneider	50-41	96	120	80.0
Dixon	51-19	47	58	81.0
Knauff	38-50	76	100	76.0
Maddox	7-50	35	56	62.5
Craig	51-14	49	58	84.5

Won 15 — Lost 20

2183

2890

75.5

22. Homer Moefield, Long Beach, Calif. — Qual. Score 492

Opponent	Score	R	SP	%
Dixon	41-51	52	82	63.4
Knauff	54-39	65	78	69.2
Maddox	16-51	40	60	66.7
Craig	52-15	46	54	85.2
Reno	6-55	56	76	73.7
Monasmith	13-51	47	70	67.2
Henton	52-34	64	82	78.0
Wahlin	53-39	56	74	75.7
Shatto	45-51	51	78	65.4
Merrell	50-31	74	94	78.7
Stinson	51-28	63	80	78.7
Focht	44-50	72	100	72.0
Dugle	46-52	74	110	67.2
Vogel	Forfeit			
Bennett	50-44	49	74	66.2
Taylor	37-52	47	70	67.1
Ira Allen	33-50	39	60	65.0
Shaver	52-23	50	62	80.6
Kabel	39-51	69	94	73.4
Titcomb	14-50	36	56	64.3
Ted Allen	24-51	51	80	63.7
Isais	42-51	88	116	75.8
Hohl	23-50	42	62	67.7
Blexrude	50-26	47	68	69.1
Stephens	50-16	45	62	72.6
Harper	52-45	53	80	66.3
Weeks	38-52	53	74	71.6
Paglarini	52-22	49	60	81.6
Peterson	55-4	43	50	86.0
Austin	51-41	70	94	74.4
Steinfeldt	46-52	61	90	67.8
Winston	32-50	64	86	74.4
Johnson	33-51	80	102	78.4
Tamboer	19-50	57	78	73.1
Schneider	32-50	43	68	63.2

Won 15 — Lost 20

1885

2624

71.8

23. Marvin Craig, Parker, Ind. — Qualifying Score 533

Opponent	Score	R	SP	%
Shatto	45-50	36	60	60.0
Merrell	50-48	73	104	70.3
Stinson	49-50	60	88	68.1
Moefield	15-52	33	54	61.1
Dugle	25-52	50	74	67.6
Vogel	Forfeit			
Bennett	51-17	43	56	75.0
Taylor	51-41	67	90	74.4
Ira Allen	13-51	25	48	52.0
Shaver	51-46	88	112	78.5
Kabel	54-43	90	110	81.8
Titcomb	21-52	41	66	62.1
Allen (Ted)	23-50	56	82	68.3
Isais	46-53	65	90	72.2
Hohl	22-51	79	104	75.9
Blexrude	51-23	55	72	76.4
Stephens	50-21	41	56	73.2
Harper	50-30	46	64	71.8
Weeks	50-41	80	98	81.6
Paglarini	52-37	48	72	66.7
Peterson	51-34	44	66	66.6
Austin	52-24	41	58	70.7
Steinfeldt	6-51	38	56	67.9
Winston	45-50	70	92	76.0
Johnson	30-50	46	72	63.9
Tamboer	50-39	65	84	77.4
Schneider	14-52	32	52	61.5
Dixon	50-32	42	58	72.4
Knauff	38-52	65	88	73.9
Maddox	32-51	70	94	74.4
Focht	35-52	48	70	68.6
Reno	30-50	71	92	77.1
Monasmith	47-55	81	108	75.0
Henton	8-52	33	52	63.5
Wahlin	14-51	37	58	63.8

Won 15 — Lost 20

1859

2600

71.5

24. Earl Winston, La Monte, Mo. — Qualifying Score 500

Opponent	Score	R	SP	%
Taylor	38-50	45	68	66.1
Ira Allen	50-36	76	100	76.0
Shaver	45-54	72	102	70.5
Kabel	47-51	72	98	73.4
Titcomb	51-46	68	90	75.5
Ted Allen	36-55	76	100	76.0
Isais	42-50	62	86	72.0
Hohl	41-52	77	100	77.0
Blexrude	51-46	65	88	73.9
Stephens	50-16	42	56	75.0
Harper	51-31	49	72	68.0
Weeks	48-55	59	86	68.6
Paglarini	52-48	65	96	67.7
Peterson	51-48	63	90	70.0
Austin	43-52	46	78	59.0
Steinfeldt	18-52	56	76	73.7
Focht	31-52	51	74	68.9
Johnson	51-21	30	54	55.5
Tamboer	37-52	63	90	70.0
Schneider	49-50	85	110	77.2
Dixon	52-42	67	88	76.1
Knauff	22-51	54	78	69.2
Maddox	52-48	67	88	76.1
Craig	50-45	72	92	78.2
Reno	48-51	47	72	65.3
Monasmith	39-53	48	70	68.6
Henton	45-50	67	88	76.1
Wahlin	15-50	41	62	66.0
Shatto	51-20	50	62	80.6
Merrell	23-52	32	60	53.4
Stinson	49-51	59	90	65.6
Moefield	50-32	70	86	81.4
Dugle	32-50	51	74	68.9
Vogel	Forfeit			
Bennett	54-7	33	40	82.5

Won 14 — Lost 21

1980

2764

71.6

25. Charles Merrell, West Covina, Calif — Qual. Score 486

Opponent	Score	R	SP	%
Maddox	25-51	44	72	61.1
Craig	48-50	74	104	71.1
Reno	31-52	46	74	62.2
Monasmith	16-51	41	62	66.0
Henton	18-50	37	60	61.6
Wahlin	27-52	57	80	71.2
Shatto	32-50	55	82	67.1
Focht	17-50	34	58	58.6
Stinson	49-51	57	86	66.2
Moefield	31-50	69	94	73.4
Dugle	34-50	43	64	67.2
Vogel	Forfeit			
Bennett	50-46	47	70	67.2
Taylor	41-54	46	68	67.6
Ira Allen	21-52	35	56	62.5
Shaver	51-48	81	114	71.0
Kabel	22-50	31	56	55.3
Titcomb	27-52	31	52	59.6
Ted Allen.....	35-51	59	84	70.2
Isais	16-50	43	64	67.2
Hohl	9-50	28	46	60.9
Blexrude	51-25	57	70	81.4
Stephens	51-30	41	62	66.0
Harper	51-24	45	58	77.6
Weeks	40-50	51	76	67.1
Paglarini	50-41	47	72	65.3
Peterson	50-42	60	88	68.2
Austin	51-38	60	84	71.4
Steinfeldt	22-51	55	76	72.4
Winston	52-23	42	60	70.0
Johnson	39-53	47	74	63.5
Tamboer	19-50	59	78	75.6
Schneider	36-51	54	78	69.2
Dixon	50-32	46	64	71.8
Knauft	11-52	33	54	61.1

Won 11 — Lost 24

1655

2440

67.8

26. Dale Dixon, Des Moines, Iowa — Qualifying Score 514

Opponent	Score	R	SP	%
Moefield	51-41	53	82	64.6
Dugle	31-52	38	58	65.5
Vogel	Forfeit			
Bennett	55-41	52	78	66.7
Taylor	50-42	64	90	71.1
Ira Allen	33-55	39	64	60.9
Shaver	51-46	61	88	69.3
Kabel	29-50	60	92	65.2
Titcomb	28-50	59	80	73.7
Ted Allen	24-50	61	80	76.2
Isais	13-51	45	68	66.1
Hohl	19-52	48	70	68.6
Blexrude	51-45	64	94	68.1
Stephens	51-39	49	80	61.2
Harper	51-47	54	88	61.4
Weeks	35-50	70	98	71.4
Paglarini	55-22	52	72	72.2
Peterson	52-32	41	64	64.0
Austin	40-50	48	80	60.0
Steinfeldt	38-51	49	72	68.1
Winston	42-52	62	88	70.5
Johnson	47-52	65	92	70.7
Tamboer	30-50	60	88	68.2
Schneider	45-52	59	84	70.2
Focht	27-50	41	64	64.
Knauft	17-50	42	66	63.6
Maddox	25-52	41	64	64.0
Craig	32-50	35	58	60.3
Reno	34-54	41	62	66.0
Monasmith	15-51	45	66	68.2
Henton	21-52	55	78	70.5
Wahlin	19-51	37	58	63.8
Shatto	50-45	57	84	67.9
Merrell	32-50	39	64	60.9
Stinson	27-52	57	78	73.1

Won 11 — Lost 24

1743

2592

67.2

21

27. Harold Shatto, Okanogan, Wash. — Qual. Score 483

Opponent	Score	R	SP	%
Craig	50-45	38	60	63.3
Reno	18-52	49	74	66.2
Monasmith	30-50	53	74	71.6
Henton	19-51	42	66	63.1
Wahlin	51-35	61	84	72.6
Focht	15-50	34	56	60.7
Merrell	50-32	62	82	75.6
Stinson	49-51	56	82	68.3
Moefield	51-45	53	78	67.9
Dugle	35-51	59	82	71.9
Vogel	Forfeit			
Bennett	29-52	33	60	55.0
Taylor	27-50	33	56	59.0
Ira Allen	50-35	46	62	74.2
Shaver	50-41	57	78	73.0
Kabel	41-52	50	74	67.6
Titcomb	51-29	59	76	77.6
Ted Allen	10-52	46	68	67.6
Isais	21-51	48	72	66.7
Hohl	13-50	41	62	66.0
Blexrude	54-28	37	56	66.1
Stephens	29-50	34	60	56.6
Harper	35-50	39	68	57.3
Weeks	21-50	30	50	60.0
Paglarini	34-50	42	70	60.0
Peterson	45-52	46	78	59.0
Austin	32-51	39	70	55.7
Steinfeldt	12-51	21	40	52.5
Winston	20-51	35	62	56.4
Johnson	37-51	55	80	68.7
Tamboer	50-47	79	106	74.5
Schneider	39-52	65	92	70.7
Dixon	45-50	56	84	66.7
Knauff	28-50	44	68	64.8
Maddox	50-40	64	92	69.6

Won 11 — Lost 24

1643

2492

65.9

28. Lee Bennett, Middleton, Ohio — Qualifying Score 503

Opponent	Score	R	SP	%
Johnson	25-52	47	70	67.1
Tamboer	30-51	31	54	57.4
Schneider	42-50	44	70	62.9
Dixon	41-55	46	78	59.0
Knauff	41-50	55	82	67.1
Maddox	31-51	43	68	63.2
Craig	17-51	32	56	57.1
Reno	6-51	36	60	60.0
Monasmith	31-54	56	78	71.8
Henton	18-52	31	56	55.3
Wahlin	13-51	37	60	61.7
Shatto	52-29	39	60	65.0
Merrell	46-50	45	70	64.3
Stinson	38-50	39	66	59.1
Moefield	44-50	46	74	62.2
Dugle	22-52	37	62	59.7
Vogel	Forfeit			
Focht	13-50	50	70	71.4
Taylor	8-52	26	48	54.2
Ira Allen	50-37	59	86	68.6
Shaver	25-50	42	68	61.7
Kabel	51-36	62	84	73.8
Titcomb	49-51	58	82	70.7
Ted Allen	31-50	51	70	72.9
Isais	54-37	62	84	73.8
Hohl	32-52	56	80	70.0
Blexrude	51-48	49	76	64.5
Stephens	50-13	33	44	75.0
Harper	52-18	29	42	69.0
Weeks	17-50	39	60	65.0
Paglarini	50-24	36	60	60.0
Peterson	50-42	58	84	69.0
Austin	52-20	38	56	67.9
Steinfeldt	42-51	64	88	72.7
Winston	7-54	16	40	40.0

Won 11 — Lost 24

1492

2286

65.2

29. Andrew Paglarini, Hibbing, Minn.—Qual. Score 490

Opponent	Score	R	SP	%
Titcomb	6-50	19	38	50.0
Ted Allen	50-46	64	90	71.1
Isais	41-51	44	68	64.7
Hohl	12-51	28	50	56.0
Blexrude	52-41	67	92	72.8
Stephens	50-17	28	46	60.9
Harper	39-50	62	88	70.4
Weeks	34-52	43	68	63.2
Focht	16-50	44	66	66.7
Peterson	38-51	35	64	54.7
Austin	50-25	36	50	72.0
Steinfeldt	17-52	38	62	61.3
Winston	48-52	60	96	62.5
Johnson	47-50	54	80	67.5
Tamboer	18-51	46	68	67.6
Schneider	20-51	29	50	58.0
Dixon	22-55	41	72	56.9
Knauff	50-45	58	78	74.4
Maddox	27-54	38	64	59.3
Craig	37-52	44	72	61.1
Reno	12-51	39	58	67.2
Monasmith	24-51	44	64	68.0
Henton	52-18	48	58	82.8
Wahlin	22-52	59	86	68.6
Shatto	50-34	49	70	70.0
Merrell	41-50	45	72	62.5
Stinson	32-50	46	70	65.7
Moefield	22-52	38	60	63.3
Dugle	33-51	41	70	58.6
Vogel	Forfeit			
Bennett	24-50	28	60	46.7
Taylor	17-51	28	50	56.0
Ira Allen	39-51	76	104	73.0
Shaver	52-26	45	62	72.6
Kabel	36-50	52	76	68.4

Won 9 — Lost 26

1516

2322

65.3

30. Ned Shaver, Whittier, Calif.—Qualifying Score 512

Opponent	Score	R	SP	%
Austin	51-23	49	68	72.0
Steinfeldt	27-50	70	94	74.4
Winston	54-45	75	102	73.5
Johnson	13-50	48	70	68.6
Tamboer	52-40	70	92	76.0
Schneider	19-52	50	72	69.5
Dixon	46-51	59	88	67.0
Knauff	51-26	60	78	76.9
Maddox	52-15	39	54	72.2
Craig	46-51	85	112	75.8
Reno	18-51	53	80	66.3
Monasmith	6-50	38	56	67.9
Henton	25-52	41	64	64.0
Wahlin	24-51	37	64	57.8
Shatto	41-50	53	78	67.9
Merrell	48-51	80	114	70.1
Stinson	40-51	58	88	65.9
Moefield	23-52	40	62	64.5
Dugle	32-52	42	66	63.1
Vogel	Forfeit			
Bennett	50-25	51	68	75.0
Taylor	28-51	48	72	66.7
Ira Allen	53-22	47	66	71.2
Focht	43-51	99	120	82.5
Kabel	35-51	51	76	67.1
Titcomb	16-54	32	56	57.1
Ted Allen	18-51	27	50	54.0
Isais	24-50	35	54	65.0
Hohl	13-52	51	70	72.9
Blexrude	40-52	68	92	73.9
Stephens	12-55	31	56	55.3
Harper	12-51	28	54	51.8
Weeks	41-51	72	98	73.4
Paglarini	26-52	37	62	59.7
Peterson	38-50	44	72	61.1

Won 8 — Lost 27

1768

2568

68.8

31. Bill Blexrude, Oakland, Calif. — Qualifying Score 478

Opponent	Score	R	SP	%
Focht	44-51	52	76	68.4
Stephens	50-47	47	80	58.7
Harper	51-38	38	66	57.6
Weeks	40-52	56	84	66.7
Paglarini	41-52	63	92	68.5
Peterson	31-54	39	66	59.1
Austin	50-32	55	74	74.4
Steinfeldt	32-51	52	76	68.4
Winston	46-51	62	88	70.5
Johnson	51-42	74	98	75.5
Tamboer	47-55	42	68	61.8
Schneider	42-54	63	90	70.0
Dixon	45-51	62	94	66.0
Knauft	31-50	39	60	65.0
Maddox	28-55	47	70	67.1
Craig	23-51	46	72	63.9
Reno	20-52	28	50	56.0
Monasmith	19-52	29	50	58.0
Henton	21-50	43	66	65.1
Wahlin	40-50	76	104	73.0
Shatto	28-54	28	56	50.0
Merrell	25-51	49	70	70.0
Stinson	51-43	73	98	74.5
Moefield	26-50	38	68	55.9
Dugle	15-50	43	70	61.5
Vogel	Forfeit			
Bennett	48-51	49	76	64.5
Taylor	50-48	54	84	64.2
Ira Allen	30-54	64	90	71.1
Shaver	52-40	70	82	76.0
Kabel	31-51	67	88	76.1
Titcomb	32-50	64	90	71.1
Ted Allen	38-50	63	90	70.0
Isais	31-50	47	66	71.2
Hohl	38-52	88	112	78.5

Won 8 — Lost 27

1810 2674 67.7

32. Henry Harper, Monterey Park, Calif. — Qual. Score 481

Opponent	Score	R	SP	%
Isais	48-54	66	98	67.3
Hohl	25-52	33	62	53.2
Blexrude	38-51	33	66	50.0
Stephens	53-24	41	66	62.1
Focht	20-51	27	56	48.2
Weeks	26-52	40	66	60.6
Paglarini	50-39	67	88	76.1
Peterson	50-44	54	80	67.5
Austin	50-48	50	86	58.1
Steinfeldt	37-50	42	68	61.8
Winston	31-51	40	72	55.5
Johnson	49-52	65	100	65.0
Tamboer	11-50	41	66	62.1
Schneider	42-51	52	78	66.7
Dixon	47-51	53	88	60.2
Knauft	5-52	29	48	60.4
Maddox	20-51	32	56	57.1
Craig	30-50	38	64	59.3
Reno	24-50	31	52	59.6
Monasmith	16-51	34	58	58.6
Henton	41-50	58	86	67.4
Wahlin	28-50	59	80	73.7
Shatto	50-35	43	68	63.2
Merrell	24-51	34	58	58.6
Stinson	11-51	36	56	64.3
Moefield	45-52	52	80	65.0
Dugle	19-50	33	58	56.9
Vogel	Forfeit			
Bennett	18-52	19	42	45.2
Taylor	24-52	34	62	54.8
Ira Allen	12-53	37	62	59.7
Shaver	51-12	37	54	68.5
Kabel	20-50	26	52	50.0
Titcomb	24-50	48	74	64.9
Ted Allen	17-54	24	46	52.2

Won 7 — Lost 28

1408 2296 61.3

33. A. A. Austin, Hinsdale, Ill. — Qualifying Score 495

Opponent	Score	R	SP	%
Shaver	23-51	40	68	58.8
Kabel	19-52	49	72	68.1
Titcomb	7-54	18	40	45.0
T. Allen	18-50	51	76	67.1
Isais	4-50	17	38	44.7
Hohl	12-54	42	62	67.8
Blexrude	32-50	50	74	67.5
Stephens	52-40	58	88	65.9
Harper	48-50	49	86	56.9
Weeks	39-52	42	70	60.0
Paglarini	25-50	28	50	56.0
Peterson	52-36	43	70	61.5
Focht	13-53	29	54	53.7
Steinfeldt	3-52	13	32	40.6
Winston	52-43	47	78	60.3
Johnson	26-52	41	66	62.1
Tamboer	1-50	27	46	58.7
Schneider	4-51	20	42	47.6
Dixon	50-40	50	80	62.5
Knauft	7-53	50	74	67.6
Maddox	6-50	44	64	68.7
Craig	24-52	31	58	53.4
Reno	26-50	35	58	60.3
Monasmith	28-55	40	66	60.6
Henton	18-52	35	68	51.4
Wahlin	45-52	61	84	72.6
Shatto	51-32	46	70	65.7
Merrell	38-51	54	84	64.3
Stinson	50-43	50	74	67.6
Moefield	41-51	65	94	69.1
Dugle	12-51	17	38	44.8
Vogel	Forfeit			
Bennett	20-52	28	56	50.0
Taylor	12-51	17	38	44.7
Ira Allen	16-50	41	62	66.0

Won 7 — Lost 28

1328

2180

60.9

34. Don Peterson, Downey, Calif. — Qualifying Score 491

Opponent	Score	R	SP	%
Kabel	7-52	26	48	54.2
Titcomb	35-52	59	84	70.2
Ted Allen	12-52	32	52	61.5
Isais	46-50	63	92	68.5
Hohl	15-50	19	38	50.0
Blexrude	54-31	47	66	71.3
Stephens	36-51	41	66	62.1
Harper	44-50	52	80	65.0
Weeks	26-54	46	74	62.2
Paglarini	51-38	37	64	57.8
Focht	11-50	23	46	50.0
Austin	36-52	38	70	54.2
Steinfeldt	10-50	58	78	74.4
Winston	48-51	59	90	65.5
Johnson	37-52	51	76	67.1
Tamboer	29-55	46	74	62.2
Schneider	18-54	28	48	58.3
Dixon	32-52	34	64	53.1
Knauft	36-50	68	94	72.3
Maddox	29-52	51	74	68.9
Craig	34-51	38	66	57.6
Reno	25-51	36	58	62.1
Monasmith	19-52	35	54	65.0
Henton	35-53	47	76	61.8
Wahlin	21-52	46	70	65.7
Shatto	52-45	48	78	61.5
Merrell	42-50	60	88	68.2
Stinson	11-52	20	40	50.0
Moefield	4-55	27	50	54.0
Dugle	21-52	26	50	52.0
Vogel	Forfeit			
Bennett	42-50	57	84	67.9
Taylor	17-55	41	70	58.6
Ira Allen	35-53	48	78	61.5
Shaver	50-38	44	72	61.1

Won 5 — Lost 30

1451

2312

62.8

35. Charles Stephens, Bradenton, Fla. — Qual. Score 481				
Opponent	Score	R	SP	%
Hohl	16-50	52	76	68.4
Blexrude	47-50	46	80	57.5
Focht	24-50	38	60	63.3
Harper	24-53	32	66	48.4
Weeks	18-50	33	58	56.9
Paglarini	17-50	19	46	41.3
Peterson	51-36	46	66	69.7
Austin	40-52	54	88	61.3
Steinfeldt	13-52	44	68	64.8
Winston	16-50	31	56	55.3
Johnson	38-51	55	84	65.5
Tamboer	25-51	33	58	56.9
Schneider	16-50	37	62	59.7
Dixon	39-51	44	80	55.0
Knauff	13-52	34	54	63.0
Maddox	6-50	26	50	52.0
Craig	21-50	32	56	57.1
Reno	15-50	38	62	61.3
Monasmith	12-50	26	44	59.1
Henton	45-52	58	82	70.7
Wahlin	22-53	64	90	71.1
Shatto	50-29	40	60	66.6
Merrell	30-51	33	62	53.2
Stinson	17-51	43	62	69.3
Moefield	16-50	35	62	56.4
Dugle	22-52	36	60	60.0
Vogel	Forfeit			
Bennett	13-50	22	44	50.0
Taylor	27-50	47	74	63.5
Ira Allen	30-51	54	82	65.9
Shaver	55-12	46	56	82.1
Kabel	23-52	44	66	66.6
Titcomb	16-52	33	54	61.1
Ted Allen	19-51	40	66	60.6
Isais	34-52	66	86	76.7
Won 4 — Lost 31		1381	2220	62.2

TED ALLEN WINS STOKES MEMORIAL AWARD

Mary Stokes, wife of our beloved President of yesteryear, Arch Stokes, was on hand, along with her daughter Maurine Cook and her son-in-law Arvin Cook, to present the Stokes Memorial Award.

Ted Allen of Boulder, Colo., ten times World Champ, who has been active in promoting the game for more than 30 years and has given the game so much prestige and publicity during the years, received the award for 1963.

The trophy is presented annually by the Stokes family in memory of Arch to the person who has done the most to promote and foster the game of horseshoe and the NHPA. Last year's recipient was Ellis Cobb, editor of the News Digest. Winners in previous years were Bob Pence and Harold and Mary Craig of Indiana, Elmer Beller and Arch and Katie Gregson of Calif.

Everyone was most happy to see the Stokes family in attendance again.

THE NOVEMBER ISSUE OF THE DIGEST WILL BE THE STATE TOURNAMENT ISSUE. GET YOUR STATE TOURNAMENT NEWS IN AS SOON AS POSSIBLE.

TOURNAMENT HIGHLIGHTS

South Gate had a beautiful set of courts with excellent lighting and the easiest clay to work this observer has ever seen. Outstanding feature was the double fence which cut down traffic interference to a minimum when players finished a game.

Spectator interest was somewhat lower than at Greenville and Muncie in recent years, but it picked up as the tournament progressed and the crowds the final two nights were near capacity. Bleacher accommodations were excellent.

The tournament schedule went off smoothly and play ended much earlier than usual each night. California weather helped for there was no threat of rain. One lighting failure held up activity during qualifying.

It was quite warm in the afternoons but at sundown it turned very chilly each night making heavier clothing a necessity. The sudden change in temperature each evening undoubtedly handicapped some of the players who started with T-shirts and then had to switch to sweat shirts.

Publicity in the South Gate, Long Beach and Huntington Park newspapers was excellent, but the Los Angeles metropolitan dailies almost ignored the tournament, which undoubtedly hurt attendance.

South Gate Mayor Donald Sawyer and his wife attended every session including the NHPA party at the American Legion Hall.

Oldest player in the tournament was Charles Carson, 81, of Mesa, Ariz., who played in the Senior division.

Bill Blexrude of Oakland and Ronnie Simmons of Norwalk, Calif. tied for 36th spot in the qualifying, Blexrude winning the pitchoff. Each hit 468 points in their 200 shoes. It took 442 points to make Class "B" and 400 even for Class "C," but withdrawals in both classes knocked this standard down much lower.

LATTORE SHOES

Drop Forged From Indestructible Spring Steel

The first and only shoe with an effective double spin-break. All Lattore shoes comply with rules. Exactly balanced into pairs.

A limited number available in medium soft temper with hardened heel calks.

INTRODUCTORY PRICE

\$5.50 per pair, sent postpaid

LEE H. JACOBS, 11105 Quirk Road, BELLEVILLE, MICHIGAN

JOHN WALKER CLASS "C" CHAMP

John Walker from Chula Vista in the San Diego area captured Class "C" in an extremely close tournament which saw five players in one group tie for the right to enter the finals. California players dominated this class.

FINALS	W	L	R	SP	%
John Walker, Chula Vista, Calif.	6	1	272	462	58.9
Tom Wheeler, Fullerton, Calif.	5	2	286	496	57.6
Glenn Brown, South Gate, Calif.	5	2	247	436	56.9
Bill Foss, Tacoma, Wash.	4	3	245	444	55.1
Norm Smith, Culver City, Calif.	3	4	271	458	59.0
Fred Brown, Lincoln, Calif.	2	5	263	498	52.9
Al Cauchon, Pasadena, Calif.	2	5	239	464	51.5
Bob Lavalleur, Denver, Colo.	1	6	229	430	53.3

GROUP ONE	W	L	R	SP	%
John Walker, Chula Vista, Calif.	5	0	163	306	53.2
Bob Lavalleur, Denver, Colo.	4	1	139	258	50.4
Ole Chard, Lawndale, Calif.	3	2	159	308	51.6
Ansile Copeland, Akron, O.	2	3	149	310	48.1
Don Schubert, Los Angeles, Calif.	1	4	167	356	46.9
Marshall Jones, Longbeach, Calif.	0	5	100	274	36.3

GROUP TWO	W	L	R	SP	%
Tom Wheeler, Fullerton, Calif.	4	1	176	300	58.7
Bill Foss, Tacoma, Wash.	3	2	141	392	48.0
Sotero Libatuque, South Gate, Calif.	3	2	186	322	57.8
Harry Morse, Beaumont, Calif.	3	2	178	318	55.9
Willard West, Miami, Fla.	2	3	141	306	45.1
Eldon Carrier, Downey, Calif.	0	5	116	302	38.4

GORDON — "Spin-On"



**BALANCED
MATCHED**

Favorite of Champions

MANUFACTURERS

THE QUEEN CITY FORGING CO.

235 TENNYSON STREET

CINCINNATI 26, OHIO

COVER PICTURE . . . John Monasmith, of Yakima, Washington, receives the big trophy as hundreds of horseshoe flingers wound up the Class-A world championship tournament. He bested 36 competitors' finalists, with ringer percentage of 82.3 to win 32 of 35 games picked. Presenting trophy is Bill Fowles of Miller's Brewery Co., Southgate, California.

CLASS C — (Continued)

GROUP THREE

	W	L	R	SP	%
Fred Brown, Lincoln, Calif.	3	2	174	314	55.4
Norm Smith, Culver City, Calif.	3	2	168	304	55.2
Henry Platt, Maywood, Calif.	3	2	175	332	52.7
Gunnar Hansen, Baldwin Park, Calif.	3	2	148	318	46.2
Wally Shipley, West Covina, Calif.	0	5	155	326	47.5
Al Hazzard, Downey, Calif.	0	5	155	326	47.5

GROUP FOUR

	W	L	R	SP	%
Glenn Brown, South Gate, Calif.	4	1	169	312	54.2
Al Cauchon, Pasadena, Calif.	4	1	172	332	51.8
Verdan Zelmer, Campbell, Calif.	3	2	161	302	53.3
Russell Dilley, Gearing, Nebr.	3	2	136	296	46.0
Clem Birkenback, Baldwin Park, Calif.	2	3	156	312	50.0
Ross Faulkner, Huntington Park, Calif.	0	5	130	314	41.2

"THE STORY OF HORSESHOES"

Now available. A 169 page history, text and handbook with illustrations, covering every phase of the game. This book contains the complete rules, pitching tips from two world champions, lists of state, Canadian, and world champions, Ted Allen's records, score sheets of some of the greatest games ever played, as well as all the charts and tables needed to organize a club and conduct all types of play.

Everything you need — inside one book

COSTS LESS THAN A PAIR OF HORSESHOES

Price \$3.95 — Post paid

OTTIE W. RENO

Star Route

LUCASVILLE, OHIO

FLOYD TOOLE WINS CLASS "B"

Floyd Toole of Pine Bluff, Ark., who usually ranks well up in the championship division, took top honors in Class "B", winning all his games and posting a ringer average of 74.8.

Toole, Fraser, Riffle and Simmons all posted 80% plus ringer games.

FINALS

	W	L	R	SP	%
Floyd Toole	5	0	314	420	74.8
Bill Fraser	4	1	276	370	74.6
Glenn Riffle	3	2	247	354	69.8
Eddie Packham	2	3	263	378	69.6
Ron Simmons	1	4	206	322	64.0
Oscar Percy	0	5	199	324	61.4

GROUP ONE

	W	L	R	SP	%
Bill Fraser, San Francisco	11	0	500	682	73.3
Ron Simmons, Norwalk, Calif.	9	2	473	722	65.7
Harold Wolfe, Cedarville, O.	8	3	471	770	61.2
Frank Esperanza, Oxnard, Calif.	7	4	491	772	63.6
Ed McFarland, Chico, Calif.	7	4	469	762	61.5
Bill Backer, Salt Lake City, Utah ..	7	4	415	676	61.4
Jack Seymour, San Francisco, Calif.	5	6	438	762	57.5
Walt Krowel, Manhattan Beach, Calif.	4	7	455	758	60.0
Howard Peterson, Portland, Oreg.	3	8	402	704	57.0
Elgin Toman, Ontario, Can.	3	8	340	658	51.7
Waldo Hagy, Salem, Oreg.	2	9	318	634	50.2
Harold Craig, Muncie, Ind.	0	11	313	626	50.0

GROUP TWO

	W	L	R	SP	%
Floyd Toole, Pine Bluff, Ark.	11	0	500	706	70.8
Glen Riffle, Dayton, O.	10	1	522	748	69.1
John Rademacher, Plant City, Fla.	7	4	528	818	64.5
Les Anderson, San Francisco, Calif.	7	4	441	690	63.9
O. S. Plott, Shreveport, La.	6	5	502	802	62.6
Henry Durr, Los Angeles, Calif.	5	6	509	782	65.1
Jesse Gonzales, San Luis Obispo, Calif.	5	6	489	804	60.9
Augie Kiehoefer, St. Paul, Minn.	5	6	360	676	53.3
Rolla Baker, Huntington Park, Calif.	4	7	461	770	59.9
Harold McPhearson, Covington, Ky.	2	9	435	770	56.2
Clarence Cummings, Orcutt, Calif.	2	9	387	728	53.2
Francis Winetrou, Bellingham, Wash.	2	9	306	634	48.4

GROUP THREE

	W	L	R	SP	%
Eddie Packman, Los Angeles, Calif.	8	3	567	840	67.5
Oscar Percy, LaHabra, Calif.	8	3	512	774	66.2
Ralph Randall, Barstow, Calif.	7	4	463	708	65.4
Stan Manker, Martinsville, O.	7	4	486	794	61.2
Carl Davis, Provo, Utah	7	4	418	728	57.4
Art Kamman, Mesa, Ariz.	5	6	477	764	62.4
John Snyder, Chula Vista, Calif.	5	6	440	780	56.4
Earl Davis, Oakland, Calif.	5	6	385	750	51.3
John Balzer, Santa Ana, Calif.	4	7	471	798	59.0
Stan MacCarty, Los Gatos, Calif.	4	7	430	744	57.8
Dr. Gill Moesinger, Ogden, Utah	3	8	430	734	58.6
Pat Marino, Phoenix, Ariz.	2	9	434	762	57.0

Withdrew: Nelson, Vogel, Manito, Ill.; Dean Brown, South Gate, Calif.; Dave Loucks, Daly City, Calif.; Steve Fennichia, Rochester, N.Y.

Hello, Mother . . . Hello, Father . . .

Penny Sue Craig arrived to brighten the lives of Harold and Mary Craig, on Thursday morning, August 8, eleven hours after her "daddy" arrived home from the World tournament. She weighed in at 7 lbs. and 15 oz. Mother and daughter are doing fine.

Harold had this to say, "I'm sorry that I couldn't stay around and visit after the World tourney was over, but after the call home on the last night, I knew that time was near. My wife said she would wait . . . if I hurried home . . . I hurried . . . she waited."

Roger Vogel, Illinois Pitcher Undergoes Tonsilectomy

Roger Vogel of Manito, Illinois, who was suffering from a severe throat infection during the recent World's Tournament at South Gate, California and was forced to withdraw after playing several games, underwent a tonsilectomy operation on August 20 at St. Francis Hospital in Peoria, Illinois. Although he has not returned to pitching, he is feeling much better and is improving each day.

THANKS FOR A JOB WELL DONE

Tournament officials could not have functioned without the help of others who pitched in and took care of the numerous jobs necessary to a big tournament such as this. Hats off to:

Gunnar Hansen and Joe McNamara who did a great groundskeeping job assisted from time to time by other South Gate club members;

Glenn Brown who made press and publicity arrangements and took care of every extra job which came along;

Fred Brown who made the scoring devices thus making it unnecessary for the NHPA to transport its devices all the way across the country;


Ed McFarland, former Texas State Champ, who took care of the big scoreboard;

George Little who was a one-man reception committee always ready to assist NHPA visitors and officials;

Referees Elmer Beller, Lee Davis of New Jersey and Harold Craig;

Clyde Green of Indiana who took care of player's name plates and the scoring devices for the 4th straight year.

LEE HORSESHOE BELT BUCKLES




MADE IN CHROME FINISH

**\$2.00 with NHPA
insignia**

**\$1.75 for plain
buckle**

LEE BENNETT, 4920 Eck Road, Route 2

Middletown, Ohio




SUPER RINGERS

*Built to satisfy the man who plays horseshoes a lot,
amateur or professional.*

Shaped and balanced just right to catch the stake, soft enough to fall dead and not bounce off.

You can have a Diamond Ready-Make Court in your own yard at low cost. Quickly set up with strong bolts and stake holder included. Built with eight-inch planks and reinforced corners, leading edge faced with steel.

Ask your Sporting Goods Dealer to order a court for you. Booklet, "How to Organize a Horseshoe Club", free on request.



DIAMOND TOOL and Horseshoe Co.
DULUTH · MINNESOTA Established 1908 · TORONTO · ONTARIO

