


The Horseshoe Pitcher's

News Digest


SEPTEMBER, 1962



Set the pace with more ringers
with the 1962 model . . .

"Ohio"

*by the original producers of a steel
drop-forged pitching shoe.*



* * *

Furnished in

Soft and

Medium

Hardness

* * *

The OHIO SHOE with its stake holding
qualities PLUS its perfect balance gives
the control needed for those extra ring-
ers that would have otherwise spun off.

Write TODAY for prices

OHIO HORSESHOE COMPANY

P. O. BOX 5801

COLUMBUS 21, OHIO

THE HORSESHOE PITCHERS' NEWS DIGEST published on the 15th of each month at Aurora, Illinois, U. S. A. by the National Horseshoe Pitchers' Association of America. Editorial office, 1307 Solflisberg Avenue, Aurora, Illinois. Membership and subscription price \$3.50 per year in advance. Forms close on the first day of each month. Advertising rates on request. F. Ellis Cobb, Editor.

NATIONAL OFFICERS

Harold Craig, Indiana	President
Elmer Beller, California	1st Vice-President
Glen Sebring, Pennsylvania	2nd Vice-President
Clark Bell, California	3rd Vice-President
Lucille Hopkins, Iowa	4th Vice-President
Robert Pence, 341 Polk St., Gary, Indiana	Secretary-Treasurer

Volume 6

SEPTEMBER

No. 9

MINUTES OF THE 1962 NHPA CONVENTION

The 1962 Convention of the National Horseshoe Pitchers' Association of America was held Friday morning, August 3, in the auditorium of the Greenville, O., City Park.

President Harold Craig presided and 49 official delegates representing 22 State Chapters were seated. The following officers were present: President Harold Craig; Vice Presidents Vicki Winston, James Johnson and Elmer Beller and Secretary-Treasurer Robert Pence.

A minute of silence was observed by the convention in memory of members who had passed away during the year.

Minutes of the previous convention were read by Secretary Robert Pence and approved upon a motion by Davis (N.J.) seconded by Hyland (N.Y.). The following financial report was submitted by Treasurer Robert Pence.

Receipts	Expenditures
Balance one year ago\$6,440.89	Postage\$ 295.63
Memberships 6,430.00	Office supplies & exp. 430.31
Manufacturer's fees 1,728.00	News Digest expense 4,370.59
World Tourney receipts 4,395.00	Misc. print. & mimeo 623.57
NHPA Mdse. sales 2,831.38	World Tourney expense 5,448.11
	Mdse. supplies 3,128.24
Total receipts\$21,825.27	Sec'y-Treas. allowance 783.00
	Total expenditures\$15,079.45
Balance on hand, July 18, 1962\$6,745.82	

Also reported was an inventory of 500 NHPA auto plates, 300 NHPA decals, 300 sport shirts, 100 T-shirts, 30,000 scoresheets, 500 ringer percentage charts, 500 plastic ringer percentage charts, 50 Horseshoe Pitching Manuals, 20 horseshoe court blue prints, 900 round robin master schedules, 6 wooden horseshoe carrying cases, 150 metal carrying cases.

The Auditing Committee consisting of Fender (Ohio) and Dixon (Iowa) reported they had examined the books and found everything in excellent order and moved that the financial report be accepted as read. The motion was seconded by Raskopf (Tenn.) and carried.

The Auditing Committee recommended that NHPA sales be separated from the general business of the Association as soon as practical and a separate report be made.

The Membership Committee consisting of James Johnson, Vice-President, and all the Regional Directors submitted a report on a study of a multiple membership fee system and offered a motion, amended by Winston (Mo.) and seconded by Manker (Ohio) as follows:

That in addition to the present full participating membership the NHPA offer for one year on a trial basis an **Affiliated Membership** for \$2.00 plus whatever amount each State Chapter desired to add for their own treasury. This membership to entitle the holder to participate in any sanctioned league, city, county or local type tournament inside the confines of his state and to receive two special issues of the monthly magazine, a spring issue devoted

1962 MINUTES — (Continued)

exclusively to news and activities of local clubs and the fall issue containing all of the state tournament results. NHPA Certificates or insignias of Championship to be issued to all winners of sanctioned leagues, city, county or local type tournaments. Members can apply the \$2.00 Affiliated membership fee towards a full participating membership any time during the year.

Discussion of this motion brought out the interpretation that holders of the Affiliated membership would not be eligible for officially sanctioned State Tournaments or Open Tournaments. The motion passed with only one dissenting vote.

The Committee appointed to study the Davis World Tournament qualifying plan made a report showing four members opposed and three in favor. Following a discussion a motion was made by Davis (N.J.) seconded by Goodlander (Ohio) that the plan be tabled for one year with the recommendation the plan be tried by the NHPA in some large tournament involving a large entry list from a number of states such as the Eastern National or the Midwest "Ringer Round Up." The motion was carried.

Motion by Davis (N.J.) seconded by Tomlinson (Ind.) that World Tournament entries close by noon on the final day of qualifying and that the actual pitching of the 200 qualifying shoes must be started by 9:00 P.M. Motion was carried.

President Harold Craig appointed a committee of Ottie Reno (Ohio) and Marvin Chrisman (Ind.) to serve with himself in re-writing and bringing up-to-date the NHPA Constitution and By-Laws.

Both Greenville, O., and South Gate, Calif., extended an invitation to the NHPA to hold the 1963 World Tournament on their courts. A motion by Raskopf (Tenn.) seconded by Dixon (Iowa) asked a poll of the delegates to guide the Executive Committee in making a decision. The motion carried and the poll showed 32 votes for South Gate and 17 for Greenville.

Upon a motion by Wilmore (Ind.) seconded by Allen (Colo.) the convention voted that Juniors who played in any of the Men's divisions of the World Tournament, even though they did not accept cash prizes, would be ineligible to compete in the Junior Division in the future.

A motion by Steinfeldt (N.Y.) seconded by Dixon (Iowa) to the effect the allowance of both the Secretary-Treasurer and the News Digest Editor be increased \$200.00 was passed unanimously.

Resolutions were approved expressing appreciation and thanking the Miller Brewing Co., the Greenville Area Chamber of Commerce, the Greenville Park Dept., the Darke County Horseshoe Pitchers' Association, the Housing Committee headed by Mrs. Brown, the Ohio, the Gordon and the Diamond Horseshoe companies and all individuals who did so much to help make the 1962 tournament possible and such a success.

The Nominating Committee consisting of Steinfeldt (N.Y.) and Davis (N.J.) recommended the election of the following officers: Secretary-Treasurer Robert Pence (Ind.); 1st Vice President Elmer Beller (Calif.); 2nd Vice President Glen Sebring (Pa.); 3rd Vice President Clark Bell (Calif.); and 4th Vice President Lucile Hopkins (Iowa). Dixon (Iowa) seconded the committee's motion and the slate was elected by acclamation.

The convention was then adjourned.

COVER PICTURE . . . Paul Focht of Dayton, Ohio winner of the 1962 World Tournament is shown drawing a "bead" on the stake in the same manner in which he won the championship on the City park courts in Greenville, Ohio. His successful climb to the top in the world of horseshoes began in 1946.

Paul Focht of Dayton, Ohio, New World Champ

Paul Focht, slender Dayton, O., ringer artist, fought his way through a pressure pack tournament at Greenville, O., to take home the huge Miller Brewing Co.-NHPA trophy, symbolic of the 1962 World Horseshoe crown.

As the top players moved into "murder's row" on the final night a five or six way tie loomed as a possibility. First to drop was Ted Allen when he lost to Hohl, the Canuck champ. Next Curt Day eliminated Maddox. Hohl then lost to Reno and Focht in successive games to drop from contention.

Focht defeated Reno 52-37 in the final round to clinch the title. A Reno win would have produced a three-way deadlock between Focht, Reno and Day.

The new champion won 32 games, losing only to Maddox, Martin and Ted Allen. Runnerup Curt Day lost four games early and then won his last 19 to finish strong with a record of 31-4.

The Canadian champion, Elmer Hohl, finished 3rd and had the highest ringer average for the tournament, tossing five games of 90 percent or better.

Defending champ Harold Reno won his first 25 games, but dropped games to Dugle, Allen, Maddox, Day and Focht in the stretch to finish fourth.

Ten times champion Ted Allen was not the Ted of old. Nevertheless he finished fifth and defeated three of the four who finished ahead of him.

Ralph Maddox of West Virginia finished 6th and was the "spoiler" for he downed Focht, Reno, and local favorite Wilbur Kabel. Kabel, a member of the local Greenville club, finished 7th and was in the running through the first four nights.

Glen Henton of Iowa, Art Dugle of Chicago and Roger Vogel of Illinois rounded out the top ten.

In addition to the beautiful Miller Brewing Co. trophies which went to the first five finishers special clock trophy awards by the firm which supplies NHPA trophies went to Glen "Red" Henton of Iowa for compiling the best record by a first year entrant and to Gene Mendenhall of Indiana for showing the biggest improvement over last year's record. Henton won 23 and lost 12 to finish in the top ten. Mendenhall boosted a 6-5 record in Class "B" last year to an 11-24 mark in the championship division this year.

Curt Day of Indiana was awarded Sportsmanship trophy donated by the Ohio Horseshoe Co. by a vote of the players. Wilbur Kabel won the "News Digest" award for the "Neatest Dressed" player.

1962 WORLD TOURNAMENT HIGHLIGHTS

This was a unique tournament. To list and describe all the highlights and "first time ever" items would fill a book.

Championship trophies from the Miller Brewing company created a sensation. Awarded to the place winners in all divisions of the Men's tournament they were the most outstanding group ever presented at the World Tournament. Al Wolf of the Miller Brewing Co. publicity department was on hand to assist the NHPA in that field.

Other trophies — those of the Gordon Horseshoe Co. which went to the winners in the Juniors, the Diamond Horseshoe Co. awards which went to both the Ladies and the Juniors, the Ohio Horseshoe Co. Sportsmanship award and the special NHPA trophies all combined to make an imposing collection.

The NHPA sales counter under the direction of Mary Craig did a huge volume of business in sport shirts, T-shirts, % charts, scoresheets and the like — completely selling out many items. NHPA shirts went like hotcakes and Mary Mays who sews identification on the backs of NHPA shirts was on hand throughout with her sewing machine and was quite an attraction.

The Arch Stokes Memorial Award for the person who contributed the most to the game of horseshoe during the year deservedly went to Ellis Cobb, editor of the "Digest" and head of the Illinois State Association. All former winners, Mary and Harold Craig, Katie and Arch Gregson, Elmer Beller and Bob Pence were also on hand.

1962 MINUTES — (Continued)

Mary Stokes and Maurine Cook, wife and daughter of Arch Stokes, missed the event for the first time in many years, being unable to make the trip from Utah. Their legion of friends missed them.

Direct radio broadcasts from the courts were a feature, and Clancy, the sportscaster, was a familiar figure every day. It was not uncommon to see the fans in one section of the bleachers watching a big game in front of them and listening to the broadcast of another at the other end of the courts. Once Billy Crick (Calif.), scoring on court 5 was observed to be scoring his own game and listening via transistor a big game two courts back of him.

Capacity crowds filled the 3500 bleacher seats and every nook around the courts every night. The final night's attendance was estimated at 5000 and many could not get close enough to see. Once again these fans utilized Clancy's radio broadcasts.

Rain disrupted play Sunday night and three times on Monday making it necessary to cover the courts with the plastic coverings four times. This was a picturesque sight, but a lot of hard work. By Tuesday night the schedule of play was back on time.

The NHPA party at the Fish and Game Club found more than 600 people in attendance. Besides the eats and refreshments, music and dancing was enjoyed by all. Herb McBride, the "singing lumberjack" and NHPA member from Michigan furnished musical instruments and a lot of real talent was uncovered. Katie Gregson and Mrs. Henton at the piano along with Herb McBride, Red Henton, Randall Jones, Truman Standard, Earl Green, Charles Fortenberry and others on the various stringed instruments kept things lively both at the park and in the picnic shelter house back of the courts every afternoon.

Qualifying scores were the highest ever. Floyd Toole (Ark.) and Ralph Lackey (Ohio) tied for the 36th spot with 492, Toole winning the 50-shoe pitchoff after midnight, Thurs., Aug. 2. It took 451 to make Class "B" and 424 to make Class "C." This does not count the "Old Timers."

Gov. Michael DiSalle of Ohio visited the tournament, marking another first. He played an exhibition game with Harold Reno, losing 50-1, but he was a horseshoe pitcher — throwing an open shoe, 1 1/4 turn, and racking up three ringers. Fifteen-year-old National Ladies champ Sue Gillespie and 14-year-old Gary Roberts also pitched an exhibition, the game going 50-49, both throwing 63 percent ringers — a great exhibition by two attractive teenagers.

French speaking players from Quebec attended — another first. Pierre Lemaire and Jean Roy are professional jugglers and acrobats as well as horseshoe players and gave a fine performance for the crowd during Monday's rain. Jean is a fine horseshoe player, but was handicapped in qualifying for until a year ago when the NHPA made contact with Quebec players the pitching distance there was 43 feet, the foul line being even with the stake.

Players from Tennessee, Virginia and North Carolina attended for the first time. Tommy Jones, son of Regional Director Randall Jones of North Carolina, arrived too late to play in the juniors, but showed he would have been a real contender.

Charles Fortenberry of Tennessee lost his first 16 games and then broke into the win column against no less than Ted Allen. He ended with eight wins after switching from a 3/4 to a 1 1/4 turn.

Curt Day (Ind.) pitched the longest string of ringers — 44. Ted broke the record for the most shoes pitched in a tournament, 3064. Al Zadroga (Pa.) tossed 87 ringers in his first 100 shoes against Paul Focht and lost when Paul ended the game with 26 consecutive ringers. The Kabel-Steinfeldt game was the longest, going 164 shoes. There were three southpaws in the top 36 — Al Zadroga (Pa.), Carl Steinfeldt (N.Y.) and Glen Henton (Ia.). Elmer Hohl (Canada) tossed the best single game, 53 out of 58 for 91.4 percent against Stimac (Ind.) in his final game. Steinfeldt (N.Y.) threw

SPECIAL NOTICE!

1963 WORLD TOURNAMENT DATES—SOUTH GATE, CALIFORNIA

JULY 28-29-30-31 — AUGUST 1-2-3-4-5-6

We are starting the qualifying on Sunday, July 28th, so the tournament can be finished on Tuesday night, August 6th. Many will wish to fly in. Family reduced rates are on during Monday, Tuesday, Wednesday. This will allow them to take advantage and fly both ways on these rates and still have ample time to qualify. Also, with the meet ending on Tuesday, those by train or by bus or driving, can arrive home by week's end to most any point in the United States.

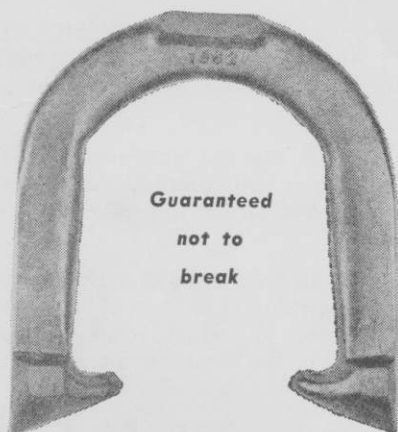
HIGHLIGHTS — (Continued)

the highest ringer percentage and the most ringers for a losing player with 136 out of 164 for 83% against Kabel. Carl lost four games in which he bettered 80%. Robinson of Nebraska qualified at 506, but was forced to forfeit on the final night because of illness.

TWO STYLES OF CONTOUR AVAILABLE IN LEE HORSESHOE

For those anticipating acquiring a pair of the new Lee horseshoes, they can now get either the square contour or if they prefer, the round contour style is also available.

THE LEE HORSESHOE



**Guaranteed
not to
break**

*When ordering, state
square or contoured*

**Cast of a new, modern
metal alloy that is**

**"deader" than dead soft,
yet tough as steel.**

**Batters No Quicker
Than Dead Soft Steel**

**Requires Little
or No Filing**

Does Not Rust

THE LEE HORSESHOE is priced higher than other shoes because its new metal alloy is more costly — but the result is worth the price.

Price — \$8.00 per pr. Post Paid

LEE BENNETT

4920 Eck Road

West Middletown, Ohio

FENICCHIA WINS CLASS "B" DOG FIGHT

Steve Fenicchia of Rochester, N. Y., won the Miller Brewing Co. Class "B" trophy in a real dog fight which saw the possibility of a five-way tie when the last round started.

Francis Rogers of Waverly, Ia., Don Owens, Summitville, Ind., and Karl Van Sant of Cayuga, Ind., tied for second and were awarded the Miller Brewing Co. trophies in that order on the basis of ringer percentages.

Class "B" consisted of 36 players divided into three groups of 12. Two players from each group advanced to the finals.

CHAMPIONSHIP FINALS

	W	L	R	SP	%
Steve Fenicchia, Rochester, N. Y.	4	1	241	350	68.9
Francis Rogers, Waverly, Ia.	3	2	276	376	73.4
Don Owens, Summitville, Ind.	3	2	255	368	69.3
Karl Van Sant, Cayuga, Ind.	3	2	243	356	68.3
Dick Carpenter, Union City, Ind.	2	3	233	358	65.1
Ralph Lackey, W. Middleton, O.	0	5	216	348	62.1

GROUP ONE

	W	L	R	SP	%
Ralph Lackey, W. Middleton, O.	11	0	444	640	69.4
Don Owens, Summitville, Ind.	10	1	380	546	69.6
Harry Page, Waterloo, Ia.	8	3	419	674	62.2
Walt Allison, Jackson, O.	7	4	386	622	62.1
Joe Carmack, Lecom, Mo.	6	5	467	758	61.6
Nelson Vogel, Manito, Ill.	6	5	384	632	60.8
W. O. Maxwell, Hicksville, O.	5	6	381	642	59.3

NEW, IMPROVED — Ted Allen Horseshoes

A beautiful, smooth, balanced product . . . the way one SHOULD be forged . . . Remember the great ALLEN shoe made before 1958? Letters proclaim it to be about the best ever put out. I thought so too, until now.

If you liked the older model you will like this one even better, with the improvements I have made, having long awaited the opportunity when new dies would be made by a different, but good forging company.

It fulfills the consistent requests made to me by friends at the world's tournaments. Certain dimensions now extend to limits of N.H.P.A. rules. Longer hooks, shoe is $\frac{1}{8}$ " longer and $\frac{1}{4}$ " wider, more slant at opening, better "holding" in front cauls. The best equipment is a "must" for best performance. This is it.

Ask for and get the genuine steel, drop forged, heat treated product. The best you can get for what is needed in a pitching shoe.

Four tempers: Hard, Medium Hard, Medium Soft and Dead Soft. The two softer types have hardened points.

1045 LINDEN AVENUE

BOULDER, COLORADO

WORLD "B" TOURNAMENT — (Continued)

	W	L	R	SP	%
Ken Dawes, Good Hope, O.	4	7	349	622	56.1
Paul Hoover, Modoc, Ind.	4	7	348	634	54.9
Ray Miller, Springfield, O.	3	8	381	666	57.2
Lee Davis, Ridgefield, N. J.	2	9	301	602	50.0

GROUP TWO

	W	L	R	SP	%
Steve Fenicchia, Rochester, N. Y.	10	1	547	750	72.9
Dick Carpenter, Union City, Ind.	9	2	506	756	66.9
Loren Crooks, E. Fultonham, O.	8	3	506	774	65.4
Larry Templeton, Richmond, Va.	7	4	517	782	66.1
Glen Riffle, Dayton, O.	7	4	411	644	63.8
Abe Austin, Hinsdale, Ill.	6	5	377	662	56.9
O. S. Plott, Shreveport, La.	5	6	454	712	63.8
Roger Norwood, Knoxville, Tenn.	5	6	402	654	61.5
Irwin Carlberg, Grand Rapids, Mich.	4	7	369	654	56.4
Clayton Neeb, Wellesley, Ont., Can.	3	8	412	722	57.0
Marv Chrisman, Connersville, Ind.	1	10	309	576	53.6
Joe Kelly, Bradenton, Fla.	1	10	253	566	44.7

GROUP THREE

	W	L	R	SP	%
Francis Rogers, Waverly, Ia.	10	1	472	644	73.3
Karl Van Sant, Cayuga, Ind.	10	1	550	774	71.1
John Coble, Peru, Ind.	9	2	492	736	66.8
Frank Stinson, Minneapolis, Minn.	7	4	523	786	66.5
Carl Atwell, Flora, Ind.	7	4	411	656	62.7
Stan Manker, Martinsville, O.	6	5	414	708	58.5
Bill Sollar, Waynesville, O.	5	6	494	782	63.2
Walt Horner, Farmersburg, Ind.	4	7	499	802	62.2
Jim Ostranger, Lansing, Mich.	4	7	462	778	59.4
Marion Hancock, Modoc, Ind.	2	9	393	752	52.3
Charles Sipple, Dayton, O.	1	10	400	710	56.3
Frank Karacia, Dayton, O.	1	10	320	648	49.4

FOCHT WINNER OF CARLING SPORTS AWARD, AUGUST 14

The following is the text of an interview with Paul Focht of Dayton, Ohio, 1962 winner of the World Horseshoe Pitching tournament held at Greenville, Ohio.

Ed Krahling conducted the interview, he being the Sports Director of radio station WONE, Dayton, Ohio.

The Carling Brewing Company and radio station WONE take pride in presenting another Carling Sports Award of the Week.

Tonight we are happy to present the sports award to a World Champion, a slight, quick-to-grin employee of Delco Kettering who August 8 realized a long-standing ambition on the horseshoe courts at City Park in Greenville, Ohio. The day was Wednesday. It was our winner's final match in the World Horseshoe pitching Championships. For ten days, he had been pitching in Qualifying rounds, and in the round-robin finals against 35 of the World's best Horseshoe pitchers. The final match pitted him against the defending Champion, Harold Reno, of Sabina, Ohio. A victory would mean the outright Championship. A loss, a possible multiple tie for first place. Tossing calmly under pressure, our winner defeated Reno, by a score of 52 to 37, and the Championship was his.

For his World Championship Victory, and his years of active participation in the sport of Horseshoe pitching, this Sportscaster, the Carling Brewing Company, and Radio Station WONE salute Paul Focht, of 1051 West Dorothy Lane, as this week's winner of the Carling Sports Award.

WILKINSON REPEATS "OLD TIMER" VICTORY

Joe Wilkinson of Clinton, Ohio, repeated as king of the "Old Timers" division taking home a **Miller Brewing Co.** trophy along with 2nd place winner Carl Lundgren of Detroit, Mich., and 3rd place Joe Foster of Omaha, Neb.


Wilkinson's only loss was 50-46 to John Davis of Florida. His best game was 38 ringers in 46 shoes for a percentage of 82.6.

There was a four-way tie for second place, Lundgren and Foster receiving the trophies on the basis of higher ringer percentages than John Davis of Florida and Bert Lewis of Cedar Falls, Ia. All four had identical 8 and 3 records. Charley Hopkins almost made it a five-way tie with a 7 and 4 total.

Wilkinson will soon be 72, but shows no signs of slowing up in his ability to toss ringers.

	W	L	R	SP	%
Joe Wilkinson, Clinton, O.	10	1	384	624	61.5
Carl Lundgren, Detroit, Mich.	8	3	371	654	56.7
Joe Foster, Omaha, Nebr.	8	3	349	626	55.8
John Davis, Bradenton, Fla.	8	3	342	622	55.0
Bert Rogers, Cedar Falls, Ia.	8	3	348	678	51.3
Charley Hopkins, Ottumwa, Ia.	7	4	345	672	51.3
Leonard Glass, Xenia, O.	5	6	301	616	48.9
Charles Maly, Muncie, Ind.	4	7	334	642	52.0
Les Peary, Bradenton, Fla.	4	7	311	698	44.6
Henry Speiss Sarasota, Fla.	2	9	241	636	37.9
Joe McNamara, Los Angeles, Calif.	2	9	228	622	36.7
Tom McLennan, Toronto, Canada	0	11	167	559	30.0

GORDON — "Spin-On"



**BALANCED
MATCHED**

Favorite of Champions

THE QUEEN CITY FORGING CO.

MANUFACTURERS

235 TENNYSON STREET

CINCINNATI 26, OHIO

CHAMPIONSHIP SUMMARY

	Qual.	W	L	R	SP	%
1. Paul Focht, Dayton, O.	546	32	3	2449	2994	81.8
2. Curt Day, Frankfort, Ind.	540	31	4	2337	2860	81.8
3. Elmer Hohl, Wellesley, Ont.	545	30	5	2266	2726	83.2
4. Harold Reno, Sabina, O. (Defend. Champ.)	540	30	5	2248	2752	81.7
5. Ted Allen, Boulder, Col.	526	30	5	2467	3064	80.5
6. Ralph Maddox, Poca, W. Va.	534	29	6	2282	2852	80.0
7. Wilbur Kabel, New Madison, O.	520	27	8	2335	2940	79.4
8. Glenn Henton, Maquoketa, Ia.	503	23	12	2047	2642	77.5
9. Art Dugle, Chicago, Ill.	521	23	12	2276	2942	77.4
10. Roger Vogel, Manito, Ill.	534	23	12	2214	2880	76.9
11. Carl Steinfeldt, Rochester, N. Y.	504	22	13	2376	2992	79.4
12. Ray Martin, Phila, Ill.	545	22	13	2262	2882	78.4
13. Marines Tamboer, Wichita, Kan.	501	22	13	2138	2802	76.3
14. Bill Penttila, Amherst, O.	505	21	14	2072	2736	75.7
15. Kenneth Jensen, St. Joseph, Mich.	521	21	14	2076	2768	75.0
16. Floyd Toole, Pine Bluff, Ark.	492	20	15	2282	2908	78.5
17. Floyd Fowler, Greencastle, Ind.	519	20	15	2159	2856	75.6
18. Al Zadroga, Elizabeth, Pa.	508	18	17	1981	2656	74.6
19. Gene Brumfield, Markleville, Ind.	530	17	18	1962	2702	72.6
20. Truman Standard, Canton, Ill.	515	16	19	1795	2548	70.5
21. Jim Johnson, Covington, Ky.	508	15	20	2067	2772	74.6
22. Marvin Craig, Parker, Ind.	519	14	21	1891	2644	71.2
23. William Porter, Levittown, Pa.	509	13	22	1975	2728	72.4
24. Andy Deem, Parkersburg, W. Va.	496	12	23	1786	2548	70.1
25. Herb Pinch, Sharon, Pa.	509	11	24	1997	2782	71.8
26. Harry Sibert, Union, O.	521	11	24	1764	2526	69.8
27. Gene Mendenhall, Noblesville, Ind. ..	495	11	24	1554	2374	65.5
28. Graydon McFatrige, Rushville, Ind.	527	10	25	1876	2646	70.8
29. Dale Dixon, Des Moines, Ia.	495	10	25	1925	2734	70.7
30. John Stimac, Terre Haute, Ind.	495	10	25	1850	2696	68.8
31. Earl Winston, La Monte, Mo.	498	10	25	1795	2658	68.3
32. Charles Fortenberry, Knoxville, Tenn.	498	8	27	1505	2316	65.0
33. Bob May, Glenwood, Ind.	499	7	28	1617	2442	66.2
34. Harold Wolfe, Cedarville, O.	499	7	28	1303	2144	60.8
35. Lee Bennett, West Middletown, O. ..	507	4	31	1423	2270	62.7
36. Howard Robinson, Nebr. City, Neb.	506	0	35	Forfeited		

LINDQUIST OF WEST VIRGINIA WINS CLASS "C"

Miller Brewing Co. trophies in Class "C" went to the champion Arner Lindquist, veteran Morgantown, W. Va. player, 2nd place Roy Radcliff, former Indiana player now living in Denver, Colo., and third place Howard Bryant of Ohio.

Other finalists were: Jim Atwell, Frankfort, Ind.; Earl Green, Indianapolis, Ind.; Fred Collins, Trotwood, O.; Les Long, Sterling, Ill.; and George Hinshaw, Modoc, Ind.

The 24 Class "C" qualifiers were divided into four groups with the top two in each group advancing to the finals. Lindquist had to defeat Wes Kuchcinski of Erie, Pa., and Hank Durr of Los Angeles in a special playoff to enter the finals, George Hinshaw took the same path to the finals in a playoff with Bob Toney of Lynchburg, Va., and Paul Helton of Dayton, O.

CHAMPIONSHIP FINALS

	W	L	R	SP	%
Arner Lindquist, Morgantown, W. Va.	6	1	305	496	61.5
Roy Radcliff, Denver, Colo.	5	2	297	458	64.8
Howard Bryant, Wash. Court House, O.	5	2	284	456	62.3
George Hinshaw, Modoc, Ind.	4	3	254	440	57.7

NEW WORLD CHAMPION EXPRESSES THANKS

I am most grateful for the many cards, telephone congratulations and personal congratulations that have come to me. I have never seen anything like it and they are still coming in. Each card is being placed in a separate book to keep. Emma says thank you too.

*Sincerely,
Paul Focht*

WORLD "C" TOURNAMENT — (Continued)

Jim Atwell, Frankfort, Ind.	3	4	303	500	60.6
Fred Collins, Trotwood, O.	3	4	241	452	53.3
Les Long, Sterling, Ill.	1	6	274	504	54.4
Earl Green, Indianapolis, Ind.	0	7	237	438	54.1

PRELIMINARIES

	W	L	R	SP	%
Les Long, Sterling, Ill.	5	0	197	302	65.2
Howard Bryant, Wash. Court House, O.	4	1	207	316	65.5
Jim Atwell, Frankfort, Ind.	4	1	209	334	62.6
Roy Radcliff, Denver, Colo.	4	1	189	308	61.4
Earl Green, Indianapolis, Ind.	4	1	197	324	60.8
Fred Collins, Trotwood, O.	4	1	153	266	57.5
Arner Lindquist, Morgantown, W. Va.	3	2	188	310	60.6
Wes Kuchcinski, Erie, Pa.	3	2	202	336	60.1
George Hinshaw, Modoc, Ind.	3	2	154	270	57.0
Henry Durr, Los Angeles, Calif.	3	2	179	322	55.6
Bob Toney, Lynchburg, Va.	3	2	182	330	55.2
Paul Helton, Dayton, O.	3	2	169	324	52.2
Andy Paglarini, Hibbing, Minn.	3	2	228	354	64.4
W. J. Lilly, Lamar, Mo.	3	2	182	312	58.3
Clark Johnson, Lyndon, O.	3	2	176	304	57.9
Art Reed, Creston, Ia.	2	3	201	342	58.8
John Boroff, Celina, O.	2	3	157	304	51.6
Cliff Tomlinson, Muncie, Ind.	2	3	143	286	50.0
Fred Childress, Lynchburg, Va.	1	4	197	358	55.0
O. D. Burnette, Lynchburg, Va.	1	4	148	312	47.4
Glen Sebring, Erie, Pa.	0	5	223	382	58.4
Ben Royer, Parker, Ind.	0	5	135	282	47.9
Owen Farmer, New York City	0	5	144	310	46.5
Zack Campbell, Lebanon, O.	0	5	124	280	44.3

15 YEAR OLD GIRL WINS LADIES' TITLE

Sue Gillespie of Portland, Ind., 15 years old, pretty, pert, petite and proficient, pitched her way to the Ladies championship of the World at Greenville, O., Wednesday night, August 1.

Twenty-five hundred fans watched by far the best Ladies tournament on record, the number of entries making it necessary to hold a 50-shoe qualifying round and divide them into Classes "A" and "B."

Sue won all of her games by comfortable margins, averaging 65.3 percent ringers with 256 ringers out of 392 shoes. Her friend and neighbor, Mrs. Wanda Ditmer of Winchester, Ind., tied for second with another 15-year-old, red-headed Nancy Henton of Maquoketa, Ia.

Anna Lindquist of Morgantown, W. Va., a former World Champion, finished fourth, and defending champion, Vicki Winston of Lamonte, Mo.,

LADIES TOURNAMENT — (Continued)

tied for fifth with Betty Smith of Huntington, Ind. Vicki had the high single game when she tossed 24 ringers in 30 pitches for 80 percent.

Bonnie Siebold of Huntington, Ind., annexed the Class "B" title, Margret Cassady of Waverly, O., and Ramona Brubaker of Greenville, O., finishing second and third.

CHAMPIONSHIP DIVISION

	W	L	R	SP	%
Sue Gillespie, Portland, Ind.	7	0	256	392	65.3
Wanda Ditmer, Winchester, Ind.	5	2	249	452	55.1
Nancy Henton, Maquoketa, Ia.	5	2	212	396	53.5
Anna Lindquist, Morgantown, W. Va.	4	3	230	434	53.0
Vicki Winston, Lamonte, Mo.	3	4	198	368	53.8
Betty Smith, Huntington, Ind.	3	4	209	402	52.0
Barbara Lowery, Waverly, O.	1	6	174	404	43.1
Kathryn Overman, Waverly, O.	0	7	89	304	29.3

CLASS "B"

	W	L	R	SP	%
Bonnie Siebold, Huntington, Ind.	7	0	165	354	46.6
Margret Cassady, Waverly, O.	6	1	135	330	40.9
Ramona Brubaker, Greenville, O.	5	2	151	368	41.0
Mary Vallery, Waverly, O.	4	3	121	358	33.8
Dora Vance, Waverly, O.	3	4	77	358	21.5
Bertha Blosser, Urbana, O.	2	5	67	374	17.9
Avanella Brown, Waverly, O.	1	6	57	386	14.8
Betty Steinfeldt, Rochester, N. Y.	0	7	21	312	6.7

GARY ROBERTS RETAINS JUNIOR CROWN

Gary Roberts of Lucasville, O., easily retained his National Junior title at Greenville on the night of July 31, the day before his 15th birthday.

Gary broke three records enroute to second consecutive championship, tossing 16 consecutive ringers, pitching 82.5 percent ringers in one game and averaging 62.4 percent for the entire tourney.

A capacity crowd of some 2500 specators thrilled to the pitching of the eight finalists. All eight were fine appearing boys on the courts, displaying perfect sportsmanship in addition to real ringer tossing skill. The NHPA can be immensely proud of its Junior representatives.

All eight boys in the finals pitched the full distance of 40 feet. There was a four-way tie for second place between Dan Kuchcinski of Erie, Pa., Jerry Tomlinson of Muncie, Ind., Ex-champ Hal Brown of Bulberry, Ind., and Andy Deem of Parkersburg, W. Va. Larry Brewer of Muncie, Ind., who was runner up last year, placed sixth behind Eddie Hinshaw of Modoc, Ind.

During the preliminaries 13-year-old Dan Eutsler of Anderson, Ind., Joe Kuchcinski, Jim Brubaker of Greenville, O., Steve Straub of Greenville, O., and John Yohn and Richard Sprinkle of Urbana, O., were barely nosed out of a place in the finals.

CHAMPIONSHIP FINALS

	Age	W	L	R	SP	%
Gary Roberts, Lucasville, O.	14	7	0	231	370	62.4
Dan Kuchcinski, Erie, Pa.	11	4	3	202	444	45.5
Jerry Tomlinson, Muncie, Ind.	15	4	3	200	452	44.3
Hal Brown, Mulberry, Ind.	15	4	3	199	450	44.2
Andy Deem, Jr., Parkersburg, W. Va.	13	4	3	188	428	43.9
Eddie Hinshaw, Modoc, Ind.	16	3	4	215	444	48.4
Larry Brewer, Muncie, Ind.	16	2	5	190	434	43.8
Gary Craig, Parker, Ind.	14	0	7	102	362	28.2

1. Paul Focht, Dayton, Ohio — Qualifying Score 546

Opponent	Score	R	SP	%
Stimac	50-31	57	74	77.0
Dixon	50-43	72	92	78.2
Winston	52-25	56	70	80.0
May	52-17	79	92	85.9
Tamboer	52-40	90	112	80.3
Steinfeldt	50-40	86	106	81.1
Robinson	Forfeit			
Zadroga	52-40	109	124	87.0
Pinch	50-26	60	72	83.4
Standard	51-29	82	98	83.6
Fowler	53-32	98	112	87.5
Sibert	51-19	46	56	82.1
Dugle	50-20	82	94	87.2
McFatrige	50-11	67	76	88.0
Maddox	21-52	43	62	69.4
Day	50-40	74	90	82.2
Martin	43-55	89	120	74.1
Toole	51-28	64	78	82.0
Mendenhall	52-19	46	54	85.2
Deem	54-18	65	74	87.8
Fortenberry	52-29	50	64	78.1
Wolfe	50-12	33	40	82.5
Henton	51-37	52	70	74.3
Penttila	50-29	99	116	85.3
Bennett	51-29	47	62	75.8
Johnson	50-22	84	98	85.7
Porter	50-43	75	98	76.5
Craig	51-22	79	92	85.8
Kabel	52-35	82	100	82.0
Jensen	51-25	59	72	81.9
Allen	41-50	85	112	75.8
Brumfield	50-36	85	102	83.3
Vogel	50-44	65	86	75.6
Hohl	52-33	89	104	85.5
Reno	52-37	100	122	81.9

Won 32 — Lost 3

2449

2994

81.8

2. Curt Day, Frankfort, Ind. — Qualifying Score 540

Opponent	Score	R	SP	%
Deem	50-48	81	102	79.4
Fortenberry	50-8	46	52	88.5
Wolfe	52-12	64	72	88.9
Henton	52-21	65	76	85.5
Penttila	52-24	62	72	86.1
Bennett	51-1	36	40	90.0
Johnson	47-54	72	98	73.4
Porter	50-41	113	130	86.9
Craig	52-31	69	84	82.1
Kabel	45-52	73	96	76.0
Jensen	51-30	63	76	82.9
Allen	42-50	95	118	80.5
Brumfield	52-19	65	78	83.3
Vogel	51-35	79	98	80.6
Hohl	50-28	78	92	84.7
Focht	40-50	71	90	78.8
Stimac	52-10	48	56	85.7
Dixon	50-38	59	78	75.6
Winston	50-16	65	80	81.2
May	51-9	36	46	78.3
Tamboer	50-27	73	86	84.8
Steinfeldt	52-30	86	102	84.3
Robinson	Forfeit			
Zadroga	52-7	37	44	84.9
Pinch	51-35	71	86	82.6
Standard	51-37	69	90	76.0
Fowler	51-44	91	120	75.8
Sibert	51-21	65	80	81.2
Dugle	51-23	78	90	86.6
McFatrige	50-19	65	80	81.2
Maddox	51-30	51	64	79.6
Reno	51-47	97	122	79.5
Martin	51-40	66	84	78.6
Toole	50-40	115	134	85.8
Mendenhall	50-13	33	44	75.0

Won 31 — Lost 4

2337

2860

81.8

3. Elmer Hohl, Wellesley, Ont. — Qualifying Score 545

Opponent	Score	R	SP	%
Dixon	50-15	42	50	84.0
Winston	51-23	51	64	79.6
May	54-12	51	56	91.0
Tamboer	50-40	74	94	78.7
Steinfeldt	50-30	95	108	87.9
Robinson	Forfeit			
Zadroga	53-12	50	56	89.3
Pinch	51-24	46	62	74.2
Standard	51-13	60	66	90.9
Fowler	51-18	67	74	90.5
Dugle	55-18	55	62	88.6
Sibert	50-20	49	60	81.7
McFatrige	52-23	64	78	82.1
Maddox	54-24	99	110	90.1
Day	28-50	70	92	76.0
Martin	50-31	72	86	83.7
Toole	53-47	82	104	78.5
Mendenhall	52-10	48	60	80.0
Deem	50-19	48	58	82.8
Fortenberry	52-18	48	58	82.8
Wolfe	51-7	39	46	84.8
Henton	52-28	73	84	86.9
Penttila	52-31	72	90	80.0
Bennett	51-19	63	72	87.5
Johnson	50-34	97	114	85.0
Porter	51-17	60	72	83.4
Craig	33-51	86	106	81.1
Kabel	51-39	74	92	80.4
Jensen	40-52	77	96	80.2
Allen	50-30	100	114	87.7
Brumfield	51-23	70	84	83.3
Vogel	50-46	86	110	78.1
Reno	30-55	63	86	73.2
Focht	33-52	82	104	78.8
Stimac	50-10	53	58	91.4

Won 30 — Lost 5

2266 2726 83.2

4. Harold Reno, Sabina, Ohio — Defending Champion

Opponent	Score	R	SP	%
Toole	52-30	65	82	79.2
Stimac	50-29	61	82	74.4
Mendenhall	52-8	49	56	87.5
Dixon	51-11	55	64	85.9
Deem	52-7	35	40	87.5
Winston	52-48	75	100	75.0
Fortenberry	51-5	35	38	82.1
May	51-35	67	86	77.9
Wolfe	50-8	41	48	85.4
Tamboer	52-41	76	94	80.8
Henton	51-22	81	94	86.2
Steinfeldt	51-49	78	100	78.0
Penttila	52-28	87	104	83.6
Robinson	Forfeit			
Bennett	51-16	45	56	80.3
Zadroga	50-13	65	72	90.3
Johnson	51-18	70	80	87.5
Pinch	50-18	90	104	86.5
Porter	52-16	57	68	83.8
Standard	52-20	56	70	80.0
Craig	53-4	45	52	86.5
Fowler	51-14	54	60	90.0
Kabel	50-19	95	108	87.9
Sibert	51-26	56	72	77.8
Jensen	50-39	59	78	75.6
Dugle	29-50	70	90	77.7
Allen	46-52	86	112	76.7
McFatrige	52-33	66	78	84.6
Brumfield	55-30	81	98	82.6
Maddox	38-51	57	82	69.5
Vogel	50-26	62	74	83.7
Day	47-51	94	122	77.0
Hohl	55-30	72	86	83.7
Martin	51-30	69	80	86.2
Focht	37-52	94	122	77.0

Won 30 — Lost 5

2248 2752 81.7

5. Ted Allen, Boulder, Colo. — Qualifying Score 526

Opponent	Score	R	SP	%
Tamboer	51-27	55	70	78.6
Steinfeldt	52-38	99	118	83.8
Robinson	Forfeit			
Zadroga	50-23	82	98	83.6
Pinch	54-33	80	100	80.0
Standard	52-38	88	108	81.4
Fowler	50-26	63	76	82.9
Sibert	50-32	56	72	77.8
Dugle	43-51	85	108	78.7
McFatridge	52-47	82	100	82.0
Maddox	51-47	84	104	80.7
Day	50-42	97	118	82.1
Martin	54-33	90	106	84.9
Toole	50-27	78	94	82.9
Mendenhall	54-30	56	70	80.0
Deem	51-36	52	68	76.4
Fortenberry	44-52	74	108	68.5
Wolfe	50-18	37	46	80.4
Henton	43-50	80	102	78.4
Penttila	30-52	59	84	70.2
Bennett	51-22	61	76	80.3
Johnson	52-25	54	66	81.8
Porter	51-38	47	62	75.8
Craig	50-22	59	70	84.3
Kabel	50-40	84	102	82.3
Jensen	52-34	56	70	80.0
Reno	52-46	90	112	80.3
Brumfield	51-9	40	46	87.0
Vogel	50-42	111	132	84.0
Hohl	30-50	93	114	81.5
Focht	50-41	89	112	79.4
Stimac	52-41	79	100	79.0
Dixon	52-28	84	96	87.5
Winston	55-30	62	80	77.5
May	51-20	61	76	80.3

Won 30 — Lost 5

2467

3064

80.5

6. Ralph Maddox, Poca, W. Va. — Qualifying Score 534

Opponent	Score	R	SP	%
Fortenberry	51-19	60	72	83.3
Wolfe	52-18	49	54	76.5
Henton	51-18	60	68	88.2
Penttila	50-27	76	92	82.6
Bennett	53-18	51	64	79.6
Johnson	51-47	72	94	76.6
Porter	50-32	82	100	82.0
Craig	51-23	70	80	81.5
Kabel	52-32	73	86	84.9
Jensen	51-42	54	78	69.2
Allen	47-51	82	104	78.8
Brumfield	51-38	68	86	79.0
Vogel	50-28	63	78	80.8
Hohl	24-54	87	110	79.0
Focht	52-21	53	62	85.5
Stimac	50-22	42	54	77.8
Dixon	52-34	58	72	80.6
Winston	50-24	41	54	75.9
May	54-48	68	98	70.8
Tamboer	52-49	95	116	81.8
Steinfeldt	19-52	61	80	76.2
Robinson	Forfeit			
Zadroga	52-43	102	122	83.6
Pinch	50-31	68	88	77.3
Standard	44-50	69	92	75.0
Fowler	51-34	74	90	82.2
Sibert	52-13	46	56	82.1
Dugle	52-27	77	88	87.5
McFatridge	53-41	94	114	82.4
Reno	51-38	62	82	75.6
Day	30-51	43	64	67.2
Martin	50-31	88	102	86.2
Toole	45-51	89	112	78.5
Mendenhall	51-7	44	50	88.0
Deem	51-39	61	80	76.2

Won 29 — Lost 6

2282

2852

80.0

7. Wilbur Kabel, New Madison, Ohio — Qual. Score 520

Opponent	Score	R	SP	%
Robinson	Forfeit			
Zadroga	50-36	73	96	76.0
Pinch	51-26	48	64	75.0
Standard	50-32	46	62	74.2
Fowler	52-38	70	92	76.0
Sibert	51-28	60	76	78.9
Dugle	50-45	90	116	77.5
McFatrige	52-24	50	68	73.5
Maddox	32-52	66	86	76.7
Day	52-45	76	96	79.1
Martin	50-41	88	88	77.3
Toole	52-34	104	126	82.5
Mendenhall	51-10	41	52	78.8
Deem	51-46	57	78	73.0
Fortenberry	50-24	41	52	79.0
Wolfe	52-14	49	60	86.1
Henton	50-46	74	102	72.5
Penttila	45-50	72	96	75.0
Bennett	54-25	65	82	79.2
Johnson	52-42	81	102	79.4
Porter	52-17	56	64	87.5
Craig	52-27	52	68	76.5
Reno	19-50	86	108	79.6
Jensen	52-25	67	78	85.8
Allen	40-50	80	102	78.4
Brumfield	50-22	64	80	80.0
Vogel	45-50	94	118	79.6
Hohl	39-51	70	92	76.0
Focht	35-52	78	100	78.0
Stimac	51-11	41	50	82.0
Dixon	51-21	68	82	82.9
Winston	51-9	56	68	82.3
May	50-16	49	62	79.0
Tamboer	25-50	86	110	78.0
Steinfeldt	50-48	137	164	83.6

Won 27 — Lost 8

2335

2940

79.4

8. Glenn Henton, Maquoteka, Iowa — Qualifying Score 503

Opponent	Score	R	SP	%
Dugle	50-22	55	70	78.6
McFatrige	52-13	51	62	82.2
Maddox	18-51	48	68	70.5
Day	21-52	54	76	71.1
Martin	52-40	71	96	73.9
Toole	52-33	68	86	79.1
Mendenhall	50-41	53	76	69.7
Deem	39-52	70	100	70.0
Fortenberry	52-33	41	62	66.1
Wolfe	50-28	63	80	78.7
Reno	22-51	73	94	77.6
Penttila	35-52	92	120	76.6
Bennett	52-21	45	62	72.6
Johnson	51-45	65	88	73.8
Porter	50-42	66	82	80.5
Craig	50-13	36	44	81.8
Kabel	46-50	73	102	71.5
Jensen	43-50	84	108	77.7
Allen	53-43	83	102	81.3
Brumfield	34-50	66	90	73.3
Vogel	53-13	59	66	89.4
Hohl	28-52	65	84	77.4
Focht	37-51	48	70	68.6
Stimac	50-17	60	70	85.7
Dixon	51-29	48	62	77.4
Winston	51-26	75	88	85.2
May	51-25	39	48	81.2
Tamboer	48-51	74	94	78.7
Steinfeldt	45-52	83	104	79.8
Robinson	Forfeit			
Zadroga	51-22	50	62	80.6
Pinch	51-27	58	70	82.9
Standard	51-10	34	38	89.4
Fowler	50-25	58	70	82.9
Sibert	53-5	39	48	81.3

Won 23 — Lost 12

2047

2642

77.5

9. Art Dugle, Chicago, Ill. — Qualifying Score 521

Opponent	Score	R	SP	%
Henton	22-50	46	70	65.7
Penttila	28-51	42	62	67.7
Bennett	22-51	33	54	61.1
Johnson	46-51	61	82	74.4
Porter	53-22	51	64	79.6
Craig	50-21	68	78	87.1
Kabel	45-50	88	116	75.8
Jensen	52-37	89	108	82.4
Allen	51-43	89	108	82.4
Brumfield	45-52	67	94	71.2
Vogel	51-41	68	88	77.2
Hohl	18-55	43	62	69.4
Focht	20-50	72	94	76.5
Stimac	50-29	62	78	79.4
Dixon	50-20	59	72	81.9
Winston	50-43	81	102	79.4
May	50-37	62	82	77.5
Tamboer	51-15	41	52	79.0
Steinfeldt	52-38	70	90	77.7
Robinson	Forfeit			
Zadroga	51-47	86	110	78.1
Pinch	50-46	89	116	76.7
Standard	50-7	43	50	86.0
Fowler	48-51	80	104	76.9
Sibert	50-48	88	114	77.1
Reno	50-29	77	90	85.5
McFatrige	51-45	92	116	79.3
Maddox	27-52	69	88	78.4
Day	23-51	69	90	76.6
Martin	42-51	80	104	76.9
Toole	52-43	113	132	85.6
Mendenhall	52-24	41	58	70.7
Deem	54-33	65	84	77.4
Fortenberry	51-41	63	84	75.0
Wolfe	50-12	29	46	63.0

Won 23 — Lost 12

2276 2942 77.4

10. Roger Vogel, Manito, Ill. — Qualifying Score 534

Opponent	Score	R	SP	%
Winston	41-51	83	110	75.4
May	52-39	55	74	74.3
Tamboer	52-13	46	56	82.1
Steinfeldt	51-49	102	128	79.6
Robinson	Forfeit			
Zadroga	20-54	43	66	65.1
Pinch	52-22	52	66	78.8
Standard	51-28	69	82	84.1
Fowler	51-37	75	94	79.7
Sibert	52-18	44	54	81.4
Dugle	41-51	66	88	75.0
McFatrige	45-50	77	102	75.4
Maddox	28-50	55	78	70.5
Day	35-51	73	98	74.5
Martin	50-46	92	112	82.1
Toole	51-47	83	106	78.3
Mendenhall	53-42	64	94	68.1
Deem	51-39	50	66	75.7
Fortenberry	55-33	54	74	73.0
Wolfe	50-16	36	50	72.0
Henton	13-53	46	66	69.7
Penttila	50-40	72	90	80.0
Bennett	52-33	37	58	63.8
Johnson	54-35	67	88	76.1
Porter	50-37	79	96	82.3
Craig	52-11	61	70	87.1
Kabel	50-45	95	118	80.5
Jensen	53-42	59	78	75.6
Allen	42-50	108	132	81.8
Brumfield	27-52	58	82	70.7
Reno	26-50	54	74	73.9
Hohl	46-50	85	110	77.2
Focht	44-50	63	86	73.3
Stimac	51-11	47	52	90.4
Dixon	51-39	64	82	78.0

Won 23 — Lost 12

2214 2880 76.9

11. Carl Steinfeldt, Rochester, N. Y. — Qual. Score 504

Opponent	Score	R	SP	%
Jensen	52-10	54	60	90.0
Allen	38-52	95	118	80.5
Brumfield	50-29	59	76	77.6
Vogel	49-51	102	128	79.6
Hohl	30-50	89	108	82.4
Focht	40-50	83	106	78.3
Stimac	51-35	102	124	82.2
Dixon	51-29	60	80	75.0
Winston	19-52	39	62	60.9
May	51-34	49	62	79.0
Tamboer	51-47	64	86	74.4
Reno	49-51	77	100	77.0
Robinson	Forfeit			
Zadroga	28-50	45	64	70.3
Pinch	51-41	73	94	77.6
Standard	52-16	67	74	90.5
Fowler	37-51	69	96	71.8
Sibert	50-26	57	72	75.0
Dugle	38-52	66	90	73.3
McFatrige	52-47	62	84	73.8
Maddox	52-19	72	80	90.0
Day	30-52	78	102	76.4
Martin	52-12	88	96	91.6
Toole	28-55	98	122	80.3
Mendenhall	50-1	33	38	86.8
Deem	50-24	50	60	83.3
Fortenberry	52-40	60	80	75.0
Wolfe	50-13	33	42	78.6
Henton	52-45	86	104	82.6
Penttila	41-50	74	96	77.0
Bennett	50-14	43	58	74.1
Johnson	50-33	64	80	80.0
Porter	50-33	75	90	83.3
Craig	51-38	74	98	75.5
Kabel	48-50	136	164	83.0

Won 22 — Lost 13

2376

2992

79.4

12. Ray Martin, Philo, Ill. — Qualifying Score 545

Opponent	Score	R	SP	%
Mendenhall	51-12	42	52	80.8
Deem	51-22	60	72	83.3
Fortenberry	50-9	34	40	85.0
Wolfe	51-11	45	58	77.6
Henton	40-52	70	96	72.9
Penttila	50-42	76	94	80.8
Bennett	51-13	47	56	83.9
Johnson	50-37	76	92	82.6
Porter	50-32	61	76	80.3
Craig	50-48	84	108	77.7
Kabel	41-50	66	88	75.0
Jensen	51-23	66	80	82.5
Allen	33-54	83	106	78.3
Brumfield	51-25	58	78	74.4
Vogel	46-50	91	112	81.2
Hohl	31-50	66	86	76.7
Focht	55-43	93	120	77.5
Stimac	51-36	72	96	75.0
Dixon	53-23	80	100	80.0
Winston	36-50	52	78	66.7
May	50-26	57	78	73.1
Tamboer	26-51	84	106	79.2
Steinfeldt	12-52	76	96	79.1
Robinson	Forfeit			
Zadroga	50-23	59	70	84.3
Pinch	52-31	68	84	81.0
Standard	52-20	62	74	83.8
Fowler	44-50	60	80	75.0
Sibert	50-19	55	66	83.3
Dugle	51-42	83	104	79.8
McFatrige	50-33	60	76	78.9
Maddox	31-50	82	102	80.3
Day	40-51	63	84	75.0
Reno	30-51	62	80	80.0
Toole	38-50	69	94	73.4

Won 22 — Lost 13

2262

2882

78.4

13. **Marines Tamboer**, Wichita, Kan. — Qual. Score 501

Opponent	Score	R	SP	%
Allen	27-50	47	70	67.1
Brumfield	52-39	76	102	74.5
Vogel	13-52	34	56	60.7
Hohl	40-50	70	94	74.4
Focht	40-52	85	112	75.8
Stimac	50-48	52	78	66.7
Dixon	52-39	62	86	72.0
Winston	43-51	63	88	71.6
May	51-45	75	100	75.0
Reno	41-52	71	94	75.5
Steinfeldt	47-51	62	86	72.0
Robinson	Forfeit			
Zadroga	52-31	70	88	79.5
Pinch	50-25	69	80	86.2
Standard	47-51	63	84	75.0
Fowler	36-50	83	110	75.4
Sibert	55-34	61	84	72.6
Dugle	15-51	29	52	55.8
McFatrige	50-45	58	78	73.1
Maddox	49-52	95	116	81.8
Day	27-50	65	86	75.6
Martin	51-26	92	106	86.7
Toole	44-50	59	82	72.0
Mendenhall	51-16	45	58	78.6
Deem	50-44	64	86	74.4
Fortenberry	53-6	34	38	89.4
Wolfe	51-11	38	44	86.4
Henton	51-48	74	94	78.7
Penttila	50-36	73	90	81.1
Bennett	50-17	37	48	77.1
Johnson	50-17	41	50	82.0
Porter	52-22	61	82	74.4
Craig	51-24	56	70	80.0
Kabel	50-25	95	110	86.3
Jensen	51-46	78	100	78.0

Won 22 — Lost 13

2138

2802

76.3

14. **Bill Penttila**, Amherst, Ohio — Qualifying Score 505

Opponent	Score	R	SP	%
Sibert	37-50	61	84	72.6
Dugle	51-28	50	62	80.6
McFatrige	41-55	54	82	65.9
Maddox	27-50	67	92	72.8
Day	24-52	53	72	73.6
Martin	42-50	73	94	77.6
Toole	23-52	46	68	67.6
Mendenhall	51-13	42	48	87.5
Deem	51-29	50	66	75.7
Fortenberry	50-37	43	64	67.2
Wolfe	54-16	49	62	79.0
Henton	52-35	96	120	80.0
Reno	28-52	80	104	76.9
Bennett	54-10	53	66	80.3
Johnson	52-13	41	52	79.0
Porter	51-31	61	84	72.6
Craig	45-51	68	96	70.8
Kabel	50-45	74	96	77.0
Jensen	52-41	61	86	70.9
Allen	52-30	66	84	78.6
Brumfield	53-26	63	80	78.7
Vogel	40-50	68	90	75.5
Hohl	31-52	63	90	70.0
Focht	29-50	93	116	80.1
Stimac	52-16	45	56	80.3
Dixon	50-40	56	72	77.8
Winston	51-15	43	52	82.7
May	50-20	58	78	74.4
Tamboer	36-50	68	90	75.5
Steinfeldt	50-41	76	96	79.1
Robinson	Forfeit			
Zadroga	44-50	74	96	77.0
Pinch	51-38	63	82	76.8
Standard	50-25	51	68	75.0
Fowler	42-52	63	88	71.6

Won 21 — Lost 14

2072

2736

75.7

15. Kenneth Jensen, St. Joseph, Mich. — Qual. Score 521

Opponent	Score	R	SP	%
Steinfeldt	10-52	40	60	66.6
Robinson	Forfeit			
Zadroga	52-41	61	84	72.6
Pinch	51-33	90	108	83.3
Standard	28-50	41	60	68.3
Fowler	50-31	70	86	81.4
Sibert	51-16	55	66	83.3
Dugle	37-52	84	108	77.8
McFatrige	50-50	52	68	76.4
Maddox	42-51	50	78	64.1
Day	30-51	55	76	72.4
Martin	23-51	57	80	71.2
Toole	50-38	90	120	75.0
Mendenhall	50-49	67	98	68.3
Deem	40-52	65	84	77.4
Fortenberry	52-21	49	60	81.6
Wolfe	51-12	37	50	74.0
Henton	50-43	86	108	79.6
Penttila	41-52	59	86	68.6
Bennett	52-24	55	68	80.9
Johnson	50-18	55	68	80.9
Porter	50-33	79	102	77.4
Craig	50-31	45	62	72.6
Kabel	25-52	58	78	74.4
Reno	39-50	55	78	70.5
Allen	34-52	51	70	72.8
Brumfield	52-20	49	68	72.0
Vogel	42-53	56	78	71.8
Hohl	52-40	81	96	84.3
Focht	25-51	51	72	70.8
Stimac	52-28	58	78	74.4
Dixon	51-44	74	98	75.5
Winston	51-36	64	90	71.1
May	54-31	61	82	74.4
Tamboer	46-51	76	100	76.0

Won 21 — Lost 14

2076

2768

75.0

16. Floyd Toole, Pine Bluff, Ark. — Qualifying Score 492

Opponent	Score	R	SP	%
Reno	30-52	58	82	70.7
Mendenhall	51-35	52	68	76.4
Deem	50-10	37	44	84.1
Fortenberry	50-12	49	60	81.6
Wolfe	52-16	45	54	83.3
Henton	33-52	64	86	74.4
Penttila	52-23	55	68	80.9
Bennett	52-21	58	72	80.6
Johnson	44-51	84	108	77.7
Porter	53-20	51	62	82.2
Craig	55-34	58	76	76.3
Kabel	34-52	98	126	77.7
Jensen	38-50	88	120	73.3
Allen	27-50	71	94	75.5
Brumfield	50-31	73	90	81.1
Vogel	47-51	83	106	78.3
Hohl	47-53	80	104	76.9
Focht	28-51	57	78	73.1
Stimac	40-50	56	82	68.3
Dixon	37-51	54	74	73.0
Winston	52-25	64	84	76.2
May	50-13	37	44	84.1
Tamboer	50-44	62	82	75.6
Steinfeldt	55-28	108	122	88.5
Robinson	Forfeit			
Zadroga	51-37	91	108	84.2
Pinch	50-15	57	64	89.1
Standard	52-23	62	76	81.6
Fowler	34-52	49	70	70.0
Sibert	50-28	43	58	74.1
Dugle	43-52	111	132	84.0
McFatrige	44-52	50	74	67.6
Maddox	51-45	90	112	80.3
Day	40-50	113	134	84.3
Martin	50-38	74	94	78.7

Won 20 — Lost 15

2282

2908

78.5

17. Floyd Fowler, Greencastle, Ind. — Qual. Score 519

Opponent	Score	R	SP	%
Bennett	30-52	46	70	65.7
Johnson	51-28	68	82	82.9
Porter	46-53	71	106	66.9
Craig	52-35	77	98	78.5
Kabel	38-52	65	92	70.7
Jensen	31-50	64	86	74.4
Allen	26-50	55	76	72.4
Brumfield	52-29	73	88	83.0
Vogel	37-51	70	94	74.4
Hohl	18-51	56	74	75.7
Focht	32-53	91	112	81.2
Stimac	50-35	58	76	76.3
Dixon	51-36	94	118	79.6
Winston	50-27	47	64	73.5
May	51-29	61	78	78.2
Tamboer	50-36	86	110	78.1
Steinfeldt	51-37	74	96	77.0
Robinson	Forfeit			
Zadroga	52-25	52	74	70.3
Pinch	35-53	61	86	70.9
Standard	35-50	52	72	72.2
Reno	14-51	41	60	68.3
Sibert	52-25	61	78	78.2
Dugle	51-48	81	104	77.8
McFatrige	55-12	54	62	87.0
Maddox	34-51	69	90	76.6
Day	44-51	88	120	73.3
Martin	50-44	61	80	76.2
Toole	52-34	55	70	78.6
Mendenhall	52-40	55	76	72.4
Deem	26-51	38	64	59.3
Fortenberry	50-8	66	72	91.6
Wolfe	50-38	53	70	75.7
Henton	25-50	50	70	71.4
Penttila	52-42	66	88	75.0

Won 20 — Lost 15

2159

2856

75.6

18. Al Zadroga, Elizabeth, Pa. — Qualifying Score 508

Opponent	Score	R	SP	%
Craig	45-50	60	84	71.4
Kabel	36-50	69	96	71.8
Jensen	41-52	57	84	67.9
Allen	23-50	74	98	75.5
Brumfield	55-20	48	64	75.0
Vogel	54-20	54	66	81.8
Hohl	12-53	37	56	66.1
Focht	40-52	105	124	84.6
Stimac	50-42	67	92	72.8
Dixon	51-22	42	58	72.4
Winston	55-40	62	86	72.0
May	50-34	69	90	76.6
Tamboer	31-52	63	88	71.6
Steinfeldt	50-28	52	64	81.2
Robinson	Forfeit			
Reno	13-50	53	72	73.6
Pinch	16-50	40	62	64.5
Standard	28-50	44	68	64.7
Fowler	25-52	43	74	58.9
Sibert	52-33	64	78	82.0
Dugle	47-51	84	110	76.3
McFatrige	51-14	40	50	80.0
Maddox	43-52	99	122	81.1
Day	7-52	22	44	50.0
Martin	23-50	50	70	71.4
Toole	37-51	87	108	80.5
Mendenhall	52-25	54	68	79.4
Deem	51-39	48	68	70.5
Fortenberry	52-29	48	66	72.9
Wolfe	50-24	43	56	76.8
Henton	22-51	41	62	66.0
Penttila	50-44	76	96	79.1
Bennett	51-25	52	70	74.3
Johnson	52-25	66	80	82.5
Porter	52-35	68	82	82.9

Won 18 — Lost 17

1981

2656

74.6

19. Gene Brumfield, Markleville, Ind. — Qual. Score 530

Opponent	Score	R	SP	%
May	52-44	63	88	71.6
Tamboer	39-52	73	102	71.5
Steinfeldt	29-50	51	76	67.1
Robinson	Forfeit			
Zadroga	20-55	38	64	59.3
Pinch	52-31	71	92	77.1
Standard	49-50	58	86	67.4
Fowler	29-52	65	88	73.9
Sibert	35-50	55	78	70.5
Dugle	52-45	71	94	75.5
McFatridge	50-41	65	84	77.4
Maddox	38-51	64	86	74.4
Day	19-52	54	78	69.2
Martin	25-51	50	78	64.1
Toole	31-50	68	90	75.5
Mendenhall	25-50	38	64	59.3
Deem	54-49	64	90	71.1
Fortenberry	51-46	61	88	69.3
Wolfe	52-20	50	70	71.4
Henton	50-34	72	90	80.0
Penttila	26-53	55	80	68.7
Bennett	51-18	51	66	77.2
Johnson	50-40	65	82	79.2
Porter	51-39	55	76	72.4
Craig	51-5	46	52	88.5
Kabel	22-50	55	80	68.7
Jensen	20-52	40	68	58.8
Allen	9-51	26	46	56.5
Reno	30-55	71	98	72.4
Vogel	52-27	64	82	78.0
Hohl	23-51	61	84	72.6
Focht	36-50	82	102	80.3
Stimac	50-12	42	48	87.5
Dixon	52-37	68	88	77.3
Winston	54-18	50	64	78.1

Won 17 — Lost 18

1962

2702

72.6

20. Truman Standard, Canton, Ill. — Qualifying Score 515

Opponent	Score	R	SP	%
Johnson	50-18	62	74	83.8
Porter	51-24	44	58	75.9
Craig	45-51	58	82	70.7
Kabel	32-50	38	62	61.3
Jensen	50-28	48	60	80.0
Allen	38-52	84	108	77.7
Brumfield	50-49	60	86	69.8
Vogel	28-51	62	82	75.6
Hohl	13-51	47	66	71.2
Focht	29-51	74	98	75.5
Stimac	50-44	88	120	73.3
Dixon	43-51	49	80	61.2
Winston	48-55	52	80	65.0
May	51-32	42	62	67.8
Tamboer	51-47	64	84	76.2
Steinfeldt	16-52	55	74	74.4
Robinson	Forfeit			
Zadroga	50-28	50	68	73.5
Pinch	33-51	44	70	62.9
Reno	20-52	46	70	65.7
Fowler	50-35	57	72	79.2
Sibert	35-53	51	78	65.4
Dugle	7-50	29	50	58.0
McFatridge	50-34	59	84	70.2
Maddox	50-44	70	92	76.0
Day	37-51	63	90	70.0
Martin	20-52	51	74	68.9
Toole	23-52	53	76	69.7
Mendenhall	50-43	48	70	68.6
Deem	12-50	39	60	65.0
Fortenberry	52-48	58	84	69.0
Wolfe	54-36	49	72	68.1
Henton	10-51	20	38	52.6
Penttila	25-50	44	68	64.7
Bennett	50-30	37	56	66.1

Won 16 — Lost 19

1795

2548

70.5

21. Jim Johnson, Covington, Ky. — Qualifying Score 508

Opponent	Score	R	SP	%
Standard	18-50	53	74	71.6
Fowler	28-51	61	82	74.4
Sibert	50-32	61	80	76.2
Dugle	51-46	62	82	75.6
McFatrige	48-51	67	90	74.4
Maddox	47-51	71	94	75.5
Day	54-47	75	98	76.5
Martin	37-50	72	92	78.2
Toole	51-44	85	108	78.7
Mendenhall	51-20	51	62	82.2
Deem	50-27	67	84	79.8
Fortenberry	50-38	55	76	72.4
Wolfe	50-16	44	60	73.3
Henton	45-51	65	88	73.8
Penttila	13-52	29	52	55.8
Bennett	51-4	32	44	72.7
Reno	18-51	61	80	76.2
Porter	55-23	79	92	85.8
Craig	54-35	62	84	73.8
Kabel	42-52	79	102	77.4
Jensen	18-50	46	68	67.6
Allen	25-52	45	66	68.2
Brumfield	40-50	62	82	75.6
Vogel	35-54	61	88	69.3
Hohl	34-50	91	114	79.7
Focht	22-50	74	98	75.5
Stimac	50-42	70	94	74.4
Dixon	50-42	75	100	75.0
Winston	50-39	48	64	75.0
May	39-50	60	90	66.7
Tamboer	17-50	30	50	60.0
Steinfeldt	33-50	58	80	72.5
Robinson	Forfeit			
Zadroga	25-52	55	80	68.7
Pinch	29-52	61	84	72.6

Won 15 — Lost 20

2067

2772

74.6

22. Marvin Craig, Parker, Ind. — Qualifying Score 519

Opponent	Score	R	SP	%
Zadroga	50-45	61	84	72.6
Pinch	50-25	65	78	83.3
Standard	51-45	62	82	75.6
Fowler	35-52	72	98	73.4
Sibert	50-27	52	68	76.4
Dugle	21-50	59	78	75.6
McFatrige	55-7	53	62	85.4
Maddox	23-51	60	80	75.0
Day	31-52	59	84	70.2
Martin	48-50	82	108	75.9
Toole	34-55	51	76	67.1
Mendenhall	25-52	35	56	62.5
Deem	50-42	56	82	68.3
Fortenberry	53-39	68	88	77.2
Wolfe	49-50	58	84	69.0
Henton	13-50	24	44	54.5
Penttila	51-45	72	96	75.0
Bennett	50-31	59	74	79.7
Johnson	35-54	54	84	64.3
Porter	32-54	51	78	65.4
Reno	4-53	28	52	53.8
Kabel	27-52	45	68	66.2
Jensen	31-50	38	62	61.3
Allen	22-50	50	70	71.4
Brumfield	5-51	31	52	59.6
Vogel	11-52	48	70	68.6
Hohl	51-33	91	106	85.8
Focht	22-51	70	92	76.0
Stimac	51-48	74	104	71.1
Dixon	19-52	39	66	59.0
Winston	50-19	49	64	76.5
May	51-36	60	86	69.8
Tamboer	24-51	47	70	67.1
Steinfeldt	38-51	68	98	69.3
Robinson	Forfeit			

Won 14 — Lost 21

1891

2644

71.2

23. William Porter, Levittown, Pa. — Qual. Score 509

Opponent	Score	R	SP	%
Pinch	50-45	54	76	71.1
Standard	24-51	34	58	58.6
Fowler	53-46	76	106	71.6
Sibert	27-52	71	94	75.5
Dugle	22-53	42	64	65.6
McFatrige	50-42	72	92	78.2
Maddox	32-50	77	100	77.0
Day	41-50	110	130	84.6
Martin	32-50	55	76	72.4
Toole	20-53	40	62	64.5
Mendenhall	47-52	58	82	70.7
Deem	50-35	47	68	69.1
Fortenberry	51-29	54	70	77.2
Wolfe	52-4	32	36	88.9
Henton	42-50	64	82	78.1
Penttila	31-51	56	84	66.7
Bennett	50-47	69	100	69.0
Johnson	23-55	69	92	75.0
Reno	16-52	44	68	64.7
Craig	54-32	58	78	74.4
Kabel	17-52	44	64	68.7
Jensen	33-50	74	102	72.5
Allen	38-51	42	62	67.7
Brumfield	39-51	52	76	68.4
Vogel	37-50	75	96	78.1
Hohl	17-51	49	72	68.0
Focht	43-50	74	98	75.5
Stimac	51-25	58	78	74.4
Dixon	50-37	62	80	77.5
Winston	51-30	39	58	67.2
May	52-45	42	70	60.0
Tamboer	22-52	51	78	62.2
Steinfeldt	33-50	69	90	76.6
Robinson	Forfeit			
Zadroga	35-52	62	82	75.6

Won 13 — Lost 22

1975

2728

72.4

24. Andy Deem, Parkersburg, W. Va. — Qual. Score 496

Opponent	Score	R	SP	%
Day	48-50	80	102	78.4
Martin	22-51	51	72	70.8
Toole	10-50	24	44	54.5
Mendenhall	28-52	47	74	63.5
Reno	7-52	20	40	50.0
Fortenberry	50-32	52	74	70.3
Wolfe	52-38	42	70	60.0
Henton	52-39	74	100	74.0
Penttila	29-51	43	66	65.1
Bennett	52-36	53	76	69.7
Johnson	27-50	60	84	71.4
Porter	35-50	43	68	63.2
Craig	42-50	55	82	67.1
Kabel	46-51	55	78	70.5
Jensen	52-40	69	84	82.1
Allen	36-51	46	68	67.6
Brumfield	49-54	61	90	67.8
Vogel	39-51	46	66	69.7
Hohl	19-50	38	58	65.5
Focht	18-54	55	74	74.3
Stimac	46-51	60	86	69.8
Dixon	45-52	59	88	67.0
Winston	54-34	69	90	76.6
May	51-28	47	70	67.1
Tamboer	44-50	62	86	72.1
Steinfeldt	24-50	42	60	70.0
Robinson	Forfeit			
Zadroga	39-51	44	68	64.7
Pinch	20-51	54	78	69.2
Standard	50-12	52	60	86.6
Fowler	51-26	46	64	71.8
Sibert	50-32	63	84	75.0
Dugle	33-54	58	84	69.0
McFatrige	51-28	59	76	77.6
Maddox	39-51	57	80	71.2

Won 12 — Lost 23

1786

2548

70.1

25. Herb Pinch, Sharon, Pa. — Qualifying Score 509

Opponent	Score	R	SP	%
Porter	45-50	51	76	67.1
Craig	25-50	57	78	73.1
Kabel	26-51	40	64	62.5
Jensen	33-51	84	108	77.7
Allen	33-54	73	100	73.0
Brumfield	31-52	64	92	69.6
Vogel	22-52	43	66	65.1
Hohl	24-51	37	62	59.7
Focht	26-50	52	72	72.2
Stimac	38-50	69	98	70.4
Dixon	52-30	68	90	75.5
Winston	50-35	44	76	57.9
May	50-36	48	74	64.9
Tamboer	25-50	61	80	76.2
Steinfeldt	41-51	69	94	73.4
Robinson	Forfeit			
Zadroga	50-16	51	62	82.3
Reno	18-50	81	104	77.8
Standard	51-33	50	70	71.4
Fowler	50-35	66	86	76.7
Sibert	31-50	46	72	63.9
Dugle	46-50	89	116	76.7
McFatrige	50-38	63	84	75.0
Maddox	31-50	64	88	72.7
Day	35-51	64	86	74.4
Martin	31-52	60	84	71.4
Toole	15-50	43	64	67.2
Mendenhall	43-50	69	100	69.0
Deem	51-20	63	78	80.8
Fortenberry	49-54	53	84	63.1
Wolfe	44-55	49	74	66.2
Henton	27-51	50	70	71.4
Penttila	38-51	59	82	72.0
Bennett	52-25	49	64	76.5
Johnson	52-29	68	84	81.0

Won 11 — Lost 24

1997 2782 71.8

26. Harry Sibert, Union, Ohio — Qualifying Score 521

Opponent	Score	R	SP	%
Penttila	50-37	66	84	78.6
Bennett	52-14	39	52	75.0
Johnson	32-50	56	80	70.0
Porter	52-27	77	94	81.9
Craig	27-50	46	68	67.6
Kabel	28-51	52	76	68.4
Jensen	16-51	44	66	66.6
Allen	32-50	50	72	69.4
Brumfield	50-35	61	78	78.2
Vogel	18-52	32	54	59.2
Hohl	20-50	39	60	65.0
Focht	19-51	36	56	64.3
Stimac	50-32	54	74	73.0
Dixon	51-32	56	76	73.7
Winston	44-52	70	100	70.0
May	22-51	40	60	66.6
Tamboer	34-55	55	84	65.5
Steinfeldt	26-50	50	72	69.4
Robinson	Forfeit			
Zadroga	33-52	57	78	73.0
Pinch	50-31	54	72	75.0
Standard	53-35	55	78	70.5
Fowler	25-52	52	78	66.7
Reno	26-51	47	72	65.3
Dugle	48-50	87	114	76.2
McFatrige	50-22	41	58	70.7
Maddox	13-52	34	56	60.7
Day	21-51	55	80	68.7
Martin	19-50	45	66	68.2
Toole	28-50	35	58	60.3
Mendenhall	42-52	71	104	68.2
Deem	32-50	57	84	67.9
Fortenberry	44-50	63	88	71.6
Wolfe	51-24	65	86	75.6
Henton	5-53	23	48	47.9

Won 11 — Lost 24

1764 2526 69.8

27. **Gene Mendenhall**, Noblesville, Ind. — Qual. Score 495

Opponent	Score	R	SP	%
Martin	12-51	30	52	57.7
Toole	35-51	47	68	69.1
Reno	8-52	34	56	60.7
Deem	52-28	54	74	73.0
Fortenberry	53-19	48	62	77.3
Wolfe	44-50	45	84	53.6
Henton	41-50	49	76	64.5
Penttila	13-51	29	48	60.4
Bennett	55-49	58	84	69.0
Johnson	20-51	41	62	66.0
Porter	52-47	58	82	70.7
Craig	52-25	43	56	76.8
Kabel	10-51	29	52	55.8
Jensen	49-50	67	98	68.3
Allen	30-54	49	70	70.0
Brumfield	50-25	46	64	71.8
Vogel	42-53	61	94	64.9
Hohl	10-52	34	60	56.6
Focht	19-52	35	54	65.0
Stimac	36-51	69	98	70.4
Dixon	27-51	28	54	51.8
Winston	52-36	77	100	77.0
May	50-33	67	92	72.8
Tamboer	16-51	34	58	58.6
Steinfeldt	1-50	17	38	44.7
Robinson	Forfeit			
Zadroga	25-52	45	68	66.1
Pinch	50-43	71	100	71.0
Standard	43-50	43	70	61.4
Fowler	40-52	50	76	65.8
Sibert	52-42	75	104	72.1
Dugle	24-52	32	58	55.1
McFatrige	22-50	39	68	57.3
Maddox	7-51	30	50	60.0
Day	13-50	20	44	45.7

Won 11 — Lost 24

1554

2374

65.5

28. **Graydon McFatrige**, Rushville, Ind. — Qual. Score 527

Opponent	Score	R	SP	%
Wolfe	50-40	54	78	69.2
Henton	13-52	37	62	59.7
Penttila	55-41	57	82	69.5
Bennett	55-38	56	74	75.7
Johnson	51-48	68	90	75.5
Porter	42-50	69	92	75.0
Craig	7-55	37	62	59.6
Kabel	24-52	41	68	60.2
Jensen	30-50	46	68	67.6
Allen	47-52	80	100	80.0
Brumfield	41-50	62	84	73.8
Vogel	50-45	81	102	79.4
Hohl	23-52	54	78	69.2
Focht	11-50	54	76	71.1
Stimac	29-51	44	66	66.7
Dixon	51-22	56	70	80.0
Winston	41-50	43	68	63.2
May	24-51	40	62	64.5
Tamboer	45-50	56	78	71.8
Steinfeldt	47-52	60	84	71.4
Robinson	Forfeit			
Zadroga	14-51	28	50	56.0
Pinch	38-50	58	84	69.0
Standard	34-50	55	84	65.5
Fowler	12-55	41	62	66.0
Sibert	22-50	34	58	58.6
Dugle	45-51	90	116	77.5
Reno	33-52	60	78	76.9
Maddox	41-53	91	114	79.7
Day	19-50	54	80	67.5
Martin	33-50	54	76	71.1
Toole	52-44	54	74	73.0
Mendenhall	50-22	50	68	73.5
Deem	28-51	51	76	67.1
Fortenberry	50-26	61	82	74.4

Won 10 — Lost 25

1876

2646

70.8

29. Dale Dixon, Des Moines, Iowa — Qualifying Score 495

Opponent	Score	R	SP	%
Hohl	15-50	31	50	62.0
Focht	43-50	69	92	75.0
Stimac	43-51	74	96	77.0
Reno	11-51	42	64	65.6
Winston	51-41	83	106	78.3
May	50-19	39	54	72.2
Tamboer	39-52	57	86	66.2
Steinfeldt	29-41	54	80	67.5
Robinson	Forfeit			
Zadroga	22-51	32	58	55.1
Pinch	30-52	62	90	68.9
Standard	51-43	52	80	65.0
Fowler	36-51	89	118	75.3
Sibert	32-51	51	76	67.1
Dugle	20-50	50	72	69.5
McFatrige	22-51	46	70	65.7
Maddox	34-52	52	72	72.2
Day	38-50	55	78	70.5
Martin	23-53	69	100	69.0
Toole	51-37	56	74	75.7
Mendenhall	51-27	38	54	70.4
Deem	52-45	61	88	69.3
Fortenberry	49-53	49	76	64.5
Wolfe	51-49	53	84	63.1
Henton	29-51	40	62	64.5
Penttila	40-50	53	72	73.6
Bennett	52-43	63	90	70.0
Johnson	42-50	72	100	72.0
Porter	37-50	58	80	72.5
Craig	52-19	50	66	75.7
Kabel	21-51	57	82	69.5
Jensen	44-51	70	98	71.4
Allen	28-52	76	96	79.1
Brumfield	37-52	62	88	70.5
Vogel	39-51	60	82	73.2

Won 10 — Lost 25

1925

2734

70.7

30. John Stimac, Terre Haute, Ind. — Qual. Score 495

Opponent	Score	R	SP	%
Focht	31-50	50	74	67.6
Reno	29-50	56	82	68.3
Dixon	51-43	76	96	79.1
Winston	51-48	72	100	72.0
May	36-51	33	62	53.2
Tamboer	48-50	49	78	62.8
Steinfeldt	35-51	94	124	75.8
Robinson	Forfeit			
Zadroga	42-50	64	92	69.6
Pinch	50-38	73	98	74.5
Standard	44-50	86	120	71.6
Fowler	35-50	52	76	68.4
Sibert	32-50	50	74	67.6
Dugle	29-50	55	78	70.5
McFatrige	51-29	51	66	77.3
Maddox	22-50	32	54	59.2
Day	10-52	35	56	62.5
Martin	36-51	66	96	68.7
Toole	50-40	58	82	70.7
Mendenhall	51-36	74	98	75.5
Deem	51-46	61	86	70.9
Fortenberry	20-50	42	76	55.3
Wolfe	52-19	39	60	65.0
Henton	17-50	49	70	70.0
Penttila	16-52	35	56	62.5
Bennett	54-32	57	80	71.2
Johnson	42-50	66	94	70.2
Porter	25-51	49	78	62.8
Craig	48-51	73	104	70.3
Kabel	11-51	28	50	56.0
Jensen	28-52	49	78	62.8
Allen	41-52	74	100	74.0
Brumfield	12-50	30	48	62.5
Vogel	11-51	33	52	63.4
Hohl	10-50	39	58	67.2

Won 10 — Lost 25

1850

2696

68.8

31. Earl Winston, La Monte, Mo. — Qualifying Score 498

Opponent	Score	R	SP	%
Vogel	51-41	87	110	79.0
Hohl	23-51	42	64	65.6
Focht	25-52	48	70	68.6
Stimac	48-51	74	100	74.0
Dixon	41-51	79	106	74.5
Reno	48-52	74	100	74.0
May	51-23	41	56	73.2
Tamboer	51-43	66	88	75.0
Steinfeldt	52-19	47	62	75.8
Robinson	Forfeit			
Zadroga	40-55	57	86	66.2
Pinch	35-50	42	86	55.3
Standard	55-48	54	80	67.5
Fowler	27-50	40	64	62.5
Sibert	52-44	74	100	74.0
Dugle	43-50	80	102	78.4
McFatrige	50-41	47	68	69.1
Maddox	24-50	32	54	59.2
Day	16-50	54	80	67.5
Martin	50-36	56	78	71.8
Toole	25-52	54	84	64.3
Mendenhall	36-52	73	100	73.0
Deem	34-54	63	90	70.0
Fortenberry	15-55	27	52	51.9
Wolfe	41-51	57	94	60.6
Henton	26-51	67	88	76.1
Penttila	15-51	32	52	61.5
Bennett	50-12	42	56	75.0
Johnson	39-50	45	64	70.3
Porter	30-51	35	58	60.3
Craig	19-50	40	64	62.5
Kabel	9-51	43	68	63.2
Jensen	36-51	61	90	67.7
Allen	30-55	54	80	67.5
Brumfield	18-54	38	64	59.3

Won 10 — Lost 25

1795

2658

68.3

32. Charles Fortenberry, Knoxville, Tenn. — Qual. Score 498

Opponent	Score	R	SP	%
Maddox	19-51	49	72	68.1
Day	8-50	32	52	61.5
Martin	9-50	22	40	55.0
Toole	12-50	38	60	63.3
Mendenhall	19-53	38	62	61.3
Deem	32-50	46	74	62.2
Reno	5-51	19	38	50.0
Wolfe	30-50	39	66	59.0
Henton	33-52	33	62	53.2
Penttila	37-50	39	64	60.9
Bennett	19-52	33	58	56.9
Johnson	38-50	52	76	68.4
Porter	29-51	47	70	67.2
Craig	39-53	62	88	70.4
Kabel	24-50	33	52	63.5
Jensen	21-52	40	60	66.6
Allen	52-44	76	108	65.5
Brumfield	46-51	56	88	63.7
Vogel	33-55	47	74	63.5
Hohl	18-52	38	58	65.5
Focht	29-52	42	64	65.6
Stimac	50-20	50	76	65.7
Dixon	53-49	50	76	65.8
Winston	55-15	40	52	77.0
May	51-35	31	50	62.0
Tamboer	6-53	19	38	50.0
Steinfeldt	40-52	57	80	71.2
Robinson	Forfeit			
Zadroga	29-52	41	66	62.1
Pinch	54-49	56	84	66.7
Standard	48-52	54	84	64.2
Fowler	8-50	52	72	72.2
Sibert	50-44	65	88	73.9
Dugle	41-51	60	84	71.4
McFatrige	26-50	54	82	65.9

Won 8 — Lost 27

1505

2316

65.0

33. **Bob May**, Glenwood, Ind. — Qualifying Score 499

Opponent	Score	R	SP	%
Brumfield	44-52	62	88	70.5
Vogel	39-52	52	74	70.3
Hohl	12-54	37	56	66.1
Focht	17-52	68	92	73.9
Stimac	51-36	41	62	62.0
Dixon	19-50	28	54	51.9
Winston	23-51	32	56	57.1
Reno	35-51	63	86	73.3
Tamboer	45-51	72	100	72.0
Steinfeldt	34-51	43	62	69.3
Robinson	Forfeit			
Zadroga	34-50	64	90	71.1
Pinch	36-50	46	74	62.2
Standard	32-51	34	62	54.8
Fowler	29-51	53	78	68.0
Sibert	51-22	49	60	81.6
Dugle	37-50	56	80	70.0
McFatrige	51-24	48	62	77.3
Maddox	48-54	64	98	65.3
Day	9-51	22	46	47.8
Martin	26-50	49	78	62.8
Toole	13-50	24	44	54.5
Mendenhall	33-50	64	92	69.6
Deem	28-51	40	70	57.1
Fortenberry	35-51	23	50	46.0
Wolfe	51-22	46	56	82.0
Henton	25-51	30	48	62.5
Penttila	20-50	51	78	65.4
Bennett	51-36	52	80	71.2
Johnson	50-39	62	90	68.9
Porter	45-52	39	70	55.7
Craig	36-51	57	86	66.3
Kabel	16-50	40	62	64.5
Jensen	31-54	54	82	65.9
Allen	20-51	52	76	68.4

Won 7 — Lost 28

1617

2442

66.2

34. **Harold Wolfe**, Cedarville, Ohio — Qualifying Score 499

Opponent	Score	R	SP	%
McFatrige	40-50	50	78	64.1
Maddox	18-52	40	64	62.5
Day	12-52	50	72	69.4
Martin	11-51	33	58	56.9
Toole	16-52	33	54	61.1
Mendenhall	50-44	50	84	59.5
Deem	38-52	38	70	54.3
Fortenberry	50-30	45	66	68.2
Reno	8-50	27	48	56.3
Henton	28-50	56	80	70.0
Penttila	16-54	38	62	61.3
Bennett	52-41	58	82	70.7
Johnson	16-50	31	60	51.6
Porter	4-52	16	36	44.4
Craig	50-49	58	84	69.0
Kabel	14-52	37	60	61.6
Jensen	12-51	24	50	48.0
Allen	18-50	27	46	58.7
Brumfield	20-52	39	70	55.7
Vogel	16-50	26	50	52.0
Hohl	7-51	25	46	54.3
Focht	12-50	21	40	52.5
Stimac	19-52	29	60	48.3
Dixon	49-51	52	84	61.9
Winston	51-41	62	94	66.6
May	22-51	37	56	66.1
Tamboer	11-51	24	44	54.5
Steinfeldt	13-50	21	42	50.0
Robinson	Forfeit			
Zadroga	24-50	34	56	60.7
Pinch	55-44	53	74	71.6
Standard	36-54	44	72	61.4
Fowler	38-50	49	70	70.0
Sibert	24-51	58	86	67.4
Dugle	12-50	18	46	39.1

Won 7 — Lost 28

1303

2144

60.8

35. **Lee Bennett**, West Middletown, Ohio — Qualifying Score 507

Opponent	Score	R	SP	%
Fowler	52-30	53	70	75.7
Sibert	14-52	27	52	51.9
Dugle	51-22	42	54	77.8
McFatrige	38-55	50	74	67.6
Maddox	18-53	39	64	60.9
Day	1-51	20	40	50.0
Martin	13-51	33	56	58.9
Toole	21-52	47	72	65.3
Mendenhall	49-55	55	84	65.5
Deem	36-52	45	76	59.2
Fortenberry	52-19	42	58	72.4
Wolfe	41-52	54	82	65.8
Henton	21-52	35	62	56.4
Penttilla	10-54	39	66	59.0
Reno	16-51	33	56	58.9
Johnson	4-51	16	44	36.4
Porter	47-50	68	100	68.0
Craig	31-50	53	74	71.6
Kabel	25-54	54	82	65.9
Jensen	24-52	44	68	64.7
Allen	22-51	50	76	65.8
Brumfield	18-51	40	66	60.6
Vogel	33-52	31	58	53.4
Hohl	19-51	52	72	72.0
Focht	29-51	40	62	64.5
Stimac	32-54	49	80	61.2
Dixon	43-52	61	90	67.8
Winston	12-50	29	56	51.8
May	36-51	52	80	65.0
Tamboer	17-50	26	48	54.2
Steinfeldt	14-50	30	58	51.7
Robinson	Forfeit			
Zadroga	25-51	43	70	61.5
Pinch	25-52	40	64	62.5
Standard	30-50	31	56	55.3
Won 4 — Lost 31		1423	2270	62.7

NORWOOD, OHIO, OPEN, SEPTEMBER 28-29-30


The annual Norwood Ohio Open has been set for these dates as usually excellent weather prevails in this area and the Tournament provides a fitting climax near the end of the pitching season. The entry fee will be nominal.

Qualifying Round 100 Shoes: Friday, September 28, and Saturday morning, September 29. Deadline for entries 12:00 noon.

Round-Robin: Begins Saturday afternoon, September 29 and finals on Sunday, September 30.

NOTICE

Because the World Tournament results are carried in their entirety in this issue, news previously scheduled for the September issue will be carried in the October issue of the News Digest.



SUPER RINGER

THE PITCHING SHOE for the high scorer — professional or amateur. Balanced just right so the shoe opens easily toward the stake. Just soft enough not to bounce off. When you've used them, no other will quite satisfy.


FUN FOR ALL

Write us for a free booklet "How to Organize a Horseshoe Club," and have fun with your neighbors.

IT'S EASY TO HAVE A HORSESHOE COURT IN YOUR OWN YARD

Diamond Official Courts are shipped knocked down, complete, ready for quick and easy assembly. Strongly constructed of 2" x 8" planks faced with steel on leading edge, and including stake and stake holder. Conform to official requirements.

Ask your Sporting Goods Dealer to order a court for you.



DIAMOND TOOL and Horseshoe Co.
DULUTH • MINNESOTA Established 1908 • TORONTO • ONTARIO

