


# THE HORSESHOE PITCHER

*Official Organ of*  
The National Horseshoe Pitchers Association  
of America



THE OHIO SHOE

JANUARY, 1955

Vol. 7

No. 5

## EDITORIAL

This editorial is not really an editorial; it is addressed primarily to those good folks who, throughout the past year have sent in the results of the tournaments held in their part of the country. If you will take a good look at the percentage lists printed in this issue, you will find that quite a few of the names contain no city or town in which they live. If you will take the time and trouble to supply me with this information I will be very thankful to you. It will also tend to bring my files more up to date. Thank you.—Jake.

• • •

## CALIFORNIA

By N. C. PORT

In regards to suggestions for the foul line violator in pitching horse-shoes in tournaments I would like to make a suggestion. How about rigging up our courts at the foul line mark as they do in the bowling alleys and gas service stations? In bowling, if you foul, a bell rings to let the bowler know and the ball is disqualified. In gas stations a bell rings when a car approaches a gas pump.

By the same system a bell could ring if the pitcher steps on the foul line. This would eliminate a judge or referee a good many times. Have not looked into the mechanical end of this set up but if a line or wire, attached to a bell were set at the foul line it would suffice.

\* \* \*

## MAINE

By C. S. GERRISH

Four Quick Faults of the Non-Cancel or Count-All

(Showing Superiority of the Cancel Game)

1. The limited 50-shoes each "game" is liable to a tie game. (No game should finish in a tie. Rules should provide so it won't. Cancel game cannot end in a tie.)
2. 50 shoes has a top record Limit of 50 Straight Ringers, in the Non-Cancel. (The Cancel game has 51 ringers possible or 151 ringers or anything—always new tops possible.)
3. The Non-Cancel or Count-All lacks being a game. Many as well play in different places. (In Cancel game contestants compete for points on each stake, so it's a real personal contact game.)

4. In 50 shoe contests one pitcher may be so far ahead that the other player could not catch up and win, even though all his remaining shoes would be ringers. So this makes such "contest" run out to a dull finish. And this happens "all too often."

(In Cancel game though, one can still fight to win, even if he's behind 49 to 1. What a zest this puts into the game, both for the pitcher and the spectator.)

In twenty years of comparisons we've never had any satisfactory answers to the above criticisms, answers that reason in favor of the Count-All idea.

Advantages: It would appear that the man advantage in the Count-All system, perhaps the only real one, is its convenience in scorekeeping and statistics. Evidently a sport should not be played for such a purpose.

The advantages from Cancel playing are its strength in all the mentioned weaknesses of the Non-Cancel, as well as its having therefore more attraction and inducement to the novice, average and expert pitchers and, we may add, to the spectator.

Annual Report: Those three neighbor redoubtables, alphabetically Charles Gerrish of Kittery Point, Maine, James Guyett of Dover, N. H., and Howard White of Portsmouth, N. H., are perhaps due a yearly report, similar to what's been given in the past. Some may remember that two years ago a brash try was made for 1000 games between one duet of hoofwear heavers, Charley and Howard. Though this saucy attempt fell rather far short, we hear there are some rather ambitious thoughts being bruited for a repeat endeavor on this same grind, by said Howie, in regard to 1955, that is. If such ringer marathon is begun, we'll see to our readers being kept abreast of the times, if any friends are interested that is. To get back to the report of games standings, Charley worked up quite a good lead for a year that was not notable for very many contests locally. Jim won 6 while Chuck chocked up 23. Howard won 5 against Charles, while the latter succeeded with 61. Not a very lush year, 29 and 66 contests—one of the lowest these three have had in the past eight or more years. We have no definite figures between Jim and Howard, but we hear their duels totaled up to a pretty nip and tuck season.

A prosperous and peaceful new Year to all, and that's said with all Goodwill to both Cancel and Non-Cancel players.

— Tranquility —

\* \* \*

## WASHINGTON STATE

By A. LIEDES

### HANDICAP HORSESHOES

Horseshoe pitching must and will expand on the local level. The answer is Handicap. Articles on this type of play would be very interesting. Bowling and golf have their handicap play—Why not horseshoes?

Probably many methods are in use throughout the nation, but a uniform system could be established by the national. Handicap play is especially suitable for local league play and special tournaments.

The Grays Harbor Horseshoe Club in the state of Washington has operated a horseshoe pitching league every year since 1932. The past 4 years a handicap system has increased interest immensely.

In the 1954 season our club had a league of 16 3-man teams. Each team had their own sponsor, all players belonged to the local, state and national. Prizes awarded, 24 pairs of shoes to half the league roster and a trophy to the champion team sponsor. Sponsors are numerous, as only a fee of \$5.00 is assessed per season. They benefit from the publicity.

Results published on the sport page of local newspaper 3 times a week. Results include scores, list each players performance—average and points scored. Special listing is given high percentage game and series, 3 consecutive doubles or more and high point scorer. League standings listed once a week and individual standings at the halfway mark and end of season.

To get good coverage of horseshoes, one must get acquainted with the sports editor. Results must be brief, typed double space, never telephoned in and turned in at regular intervals suitable to the editor.

In organizing a horseshoe league the top notch players can do their part by—not loading up—taking a mediocre and a beginner on the same team. We credit the size of four league to the cooperation of all our better players.

The limit of players per team depends on players and courts available. With no lights on courts, starting at 7 p.m., 3-man teams are perfect. We have 9 courts, thus 6 teams play in one evening.

With the short playing season, our 16 teams divided into 2 equal strength leagues lasts 7 weeks with semi-final and final flight championship playoffs between the 2 leagues with all teams participating in their respective flights designated by order they finished up in league standings, taking another 2 weeks.

Each team plays once a week, playing each man on the opposing team one 50 shoe game, cancellation play. The handicap of each player is added to their total points scored each game. Occasionally tie games are encountered. We credit one-half win in these cases.

Our standings are based on total games played, a team match constitutes 9 games. One can use the bowling method of standings by adding the teams total points each round, thus 3 rounds and grand total the 4th game. Our players preferred the individual game count.

Using our own devised handicap chart, the secretary prepares all score sheets each week with players names and handicaps. Change can easily be made for any substitutions at the court from a master player record chart. Special rules can be applied for substitutions. We give preference to non-league members, but league members can substitute if average is same or lower.

Players with past season averages play their initial contest, basing handicap on this average. Second week they use the new average. On the master chart, keep a weekly record of running averages and handicap of all players, using their latest average handicap each week.

New players play their entire match of 3 games and the total ringers gives them their average and handicap from the chart which is added

to each of his 3 games. Where new players are concerned, the outcome is unknown until his entire match is finished.

After the teams are all organized and the league is ready to start we issue booklets to all league members with special rules, schedule, handicap chart, league roster and other information.

During the middle of our league season we have a bye week at which time we hold an annual singles handicap 2 loss elimination tournament. This is one of our most interesting tournaments.

Upon request will supply our revised handicap chart based on 150 shoes to interested parties.

\* \* \*

### 1954 PERCENTAGES

From correspondence and personal contact, we have found that many pitchers throughout the country feel that the present system of qualifying is not only a waste of time, but that it does not signify the true skill of the pitcher. A mediocre pitcher can qualify with a high score and then show up pretty badly in the tournament. On the other hand, a really skillful pitcher may, due to nervousness or other reasons may qualify under par and not get into the tournament at all. For the past two seasons in Connecticut, New Jersey and New York, we went by a man's past performances and in all tournaments he was placed in his proper place. Because this method turned out so successfully and proved to be such a time saver, we kept the percentage records of all pitchers' games reported to The Horseshoe Pitcher. In the hope that tournament managers may take advantage of this system, we have compiled the following list.

#### ARIZONA

|                        | Games | %    |
|------------------------|-------|------|
| DeLeary, S., Phoenix   | 5     | 68.9 |
| Ramquist, E.           | 5     | 64.7 |
| Elder, G., Casa Grande | 10    | 54.2 |
| Adair, W., Phoenix     | 5     | 50.0 |
| Snyder, E., Coolidge   | 10    | 42.7 |
| Shaffer, R., Phoenix   | 10    | 41.8 |
| Treest, W.             | 5     | 41.5 |
| Dykes, F., Phoenix     | 10    | 41.4 |
| Snyder, J., Coolidge   | 5     | 41.1 |
|                        | Games | %    |
| Phillips, W., Tempe    | 10    | 39.2 |
| Belles, W., Phoenix    | 5     | 38.0 |
| Hanson, W.             | 5     | 35.7 |
| Cain, L., Phoenix      | 10    | 35.4 |
| Stearns, W., Mesa      | 5     | 32.0 |
| Leist, H., Phoenix     | 5     | 31.0 |
| Hunt, W., Tolleson     | 5     | 30.0 |
| Harkins, B.            | 5     | 29.5 |
| Heron, O.              | 5     | 20.0 |

#### CALIFORNIA

|                            | Games | %    |
|----------------------------|-------|------|
| Isais, F., Los Angeles     | 20    | 84.5 |
| Zimmerman, G., Danville    | 77    | 81.3 |
| Dean, L., Pomona           | 53    | 75.5 |
| Titcomb, D., Mt. View      | 71    | 74.8 |
| Mori, P. S., San Francisco | 87    | 71.7 |
| Brown, D., South Gate      | 19    | 70.5 |
| Weeks, J., Norwalk         | 66    | 70.0 |
| Sechrist, G., Hunt. Park   | 66    | 68.2 |
| Babush, E., Hollywood      | 12    | 68.0 |
| Nottingham, A., Redlands   | 7     | 66.7 |
| Fraser, W., San Francisco  | 76    | 64.7 |

|                                |     |      |
|--------------------------------|-----|------|
| Moefield, H., Long Beach       | 59  | 63.7 |
| Zumwalt, B., Fulton            | 89  | 60.5 |
| Hook, G., Ontario              | 29  | 60.5 |
| Nichols, R., Long Beach        | 21  | 64.1 |
| Harper, H., Montebello         | 12  | 60.5 |
| Marcevitich, C., Oakland       | 106 | 60.4 |
| Johnson, H., Orland            | 11  | 60.3 |
| Stevenson, Burlingame          | 8   | 60.3 |
| Hosier, E., South Gate         | 12  | 69.7 |
| Hearn, R., Norwalk             | 29  | 59.0 |
| Callas, G., San Francisco      | 73  | 58.5 |
| Green, W., South Gate          | 20  | 57.9 |
| Blexrude, W., Oakland          | 58  | 57.2 |
| Beller, E., Rodondo Beach      | 64  | 56.7 |
| Smith, N., Culver City         | 64  | 56.6 |
| Dolan, H., Fontana             | 52  | 56.1 |
| Frizzell, J., Long Beach       | 19  | 56.0 |
| Bridges, L., Santa Rosa        | 80  | 55.6 |
| Hoxmeier, G. S., San Francisco | 38  | 55.1 |
| Anderson, A. S., San Francisco | 25  | 54.4 |
| Peterson, W.                   | 18  | 54.2 |
| Crick, W., Los Angeles         | 40  | 54.1 |
| Anderson, A., Daly City        | 11  | 54.0 |
| Rogers, A., San Pedro          | 7   | 53.8 |
| Metcalf, R., Ontario           | 14  | 53.5 |
| Keith, E., Cucamonga           | 42  | 53.2 |
| Hagy, W., Long Beach           | 43  | 53.1 |
| Lopez, E., San Pedro           | 21  | 52.2 |
| Arnold, R., Santa Barbara      | 5   | 51.9 |
| Selk, L., San Francisco        | 41  | 51.5 |
| Shoemaker, W., Monrovia        | 22  | 51.1 |
| Dilger, F., Lynwood            | 43  | 50.9 |
| Martin, L., Vallejo            | 73  | 50.8 |
| Martin, H. S., San Francisco   | 46  | 50.6 |
| Elred, L., Paramount           | 7   | 49.6 |


|                              |    |      |
|------------------------------|----|------|
| Bradt, E., Oakland           | 84 | 49.1 |
| Geer, L., San Gabriel        | 28 | 48.8 |
| Almeida, A., Vallejo         | 37 | 47.7 |
| Meador, W., Los Angeles      | 43 | 47.6 |
| Lanyon, S., Oakland          | 36 | 47.3 |
| Fabre, F., Baldwin Park      | 57 | 46.8 |
| O'Brien, J., San Francisco   | 15 | 48.5 |
| Davis, E., Oakland           | 26 | 46.4 |
| Jerstad, W., Long Beach      | 14 | 45.9 |
| Morse, H., South Gate        | 21 | 45.8 |
| Smith, C., Moore Park        | 7  | 45.5 |
| Rasmussen, V., Alameda       | 47 | 45.2 |
| O'Hara, W. S., San Francisco | 24 | 45.2 |
| Berge, K., Oakland           | 30 | 44.9 |
| Reynolds, E., Santa Barbara  | 14 | 44.9 |
| Burkhart, F., San Gabriel    | 7  | 44.3 |
| Gregson, A., Crestline       | 21 | 42.9 |
| Stevenson, R., San Francisco | 24 | 42.7 |
| Frazee, D., Santa Barbara    | 7  | 41.9 |
| Goodrick, W., Los Angeles    | 14 | 40.3 |
| Navarre, R., South Gate      | 29 | 40.1 |
| Fisher, F., San Francisco    | 5  | 40.0 |
| Fulwider, R.                 | 7  | 39.1 |
| Michalcik, A., Rodeo         | 5  | 38.8 |
| Easterling, G., Los Angeles  | 14 | 38.4 |
| Hatsme, S., Vallejo          | 9  | 37.8 |
| Malik, I., Santa Rosa        | 44 | 37.6 |
| Barley, J., Vallejo          | 9  | 37.6 |
| Neilson, H., Oakland         | 45 | 35.9 |
| Lowe, G., Los Angeles        | 7  | 32.6 |
| Terlicker, V., Vallejo       | 9  | 32.0 |
| Weber, C., Oakland           | 20 | 31.7 |
| Porter, V., Albany           | 36 | 31.0 |
| Elmore, H., Oakland          | 19 | 28.8 |
| Smith, J., Oakland           | 36 | 27.6 |

|                         |    |      |
|-------------------------|----|------|
| Peterson, C., Oakland   | 31 | 26.5 |
| Gary, W., Alameda       | 7  | 26.5 |
| Foley, P., Oakland      | 36 | 25.4 |
| Hill, L. F., Oakland    | 35 | 25.3 |
| Clark, R., Oakland      | 7  | 24.2 |
| Morrison, E., San Pablo | 18 | 16.1 |
| Jarman, B., Oakland     | 12 | 15.8 |

## COLORADO

|                          | Games | %    |
|--------------------------|-------|------|
| Allen, T., Boulder       | 17    | 83.2 |
| Allen, R., Boulder       | 28    | 65.2 |
| Tiilikainen, I., Denver  | 18    | 62.1 |
| Palese, S., Denver       | 32    | 58.6 |
| Bowman, R., Denver       | 33    | 58.1 |
| Graves, E., Denver       | 23    | 57.7 |
| Russell, H., Denver      | 32    | 55.9 |
| L'Abbe, G., Denver       | 14    | 53.6 |
| Carr, R., Fort Morgan    | 18    | 52.7 |
| Demarest, W., Greeley    | 27    | 52.0 |
| Dilley, W., Merino       | 14    | 51.7 |
| Fuller, D., Greeley      | 27    | 49.0 |
|                          | Games | %    |
| Tulk, J., Greeley        | 16    | 47.2 |
| Engel, F., Greeley       | 12    | 46.9 |
| Cessna, W., Denver       | 5     | 45.6 |
| Smith, J., Greeley       | 16    | 44.0 |
| Lund, H., Denver         | 9     | 37.1 |
| McCarthy, E., Denver     | 4     | 30.3 |
| Cork, W., Denver         | 9     | 29.2 |
| King, E., Denver         | 4     | 28.0 |
| Schmeeckle, L., Stoneham | 5     | 28.1 |
| Vandas, C., Aurora       | 9     | 49.1 |
| Lauer, A.                | 7     | 38.0 |

## Dixon Victory Horseshoe



This shoe has been tried and approved by the best pitchers of the nation.

Designed for easier grip and natural turn. Will not raise sharp places to cut hands.

**N.H.P.A. APPROVED**

**PRICE PER PAIR \$3.75**

**WRITE FOR QUANTITY PRICES**

*Dixon Victory Horseshoe Co.*

**2620 FORTY-NINTH STREET**

**• DES MOINES, IOWA**

## CONNECTICUT

|                              | Games | %    |
|------------------------------|-------|------|
| Smith, D., Southington       | 25    | 60.3 |
| Bagley, W., Bridgeport       | 47    | 58.1 |
| Popp, A., Byram              | 29    | 53.7 |
| Dudek, J., Hartford          | 5     | 53.0 |
| Kurlik, J., Bristol          | 13    | 52.9 |
| Kenderski, B., Bridgeport    | 24    | 50.8 |
| Paradise, W., Bristol        | 34    | 49.7 |
| Kamszik, B., Bridgeport      | 7     | 47.9 |
| Wagner, F., Stamford         | 64    | 47.8 |
| Turbie, A.                   | 8     | 45.7 |
| Dunleavy, D., Hartford       | 5     | 45.0 |
| Blomquist, J., Old Greenwich | 20    | 44.6 |
| Barrows, R., Bridgeport      | 35    | 44.0 |
| Serkolit, P., Willimantic    | 18    | 43.9 |
| Smith, F., Southington       | 24    | 43.5 |
| Reed, C., Bridgeport         | 34    | 42.5 |
| Rose, J., Bridgeport         | 23    | 41.8 |
| Schustek, W., Stratford      | 23    | 41.4 |
| Baltis, J.                   | 20    | 41.3 |
| Kamszik, W., Bridgeport      | 28    | 41.2 |
| Bartram, S., Bridgeport      | 7     | 38.0 |
| Mackiel, R., Bridgeport      | 7     | 35.7 |

## IDAHO

|           | Games | %    |
|-----------|-------|------|
| Wiley, E. | 5     | 67.8 |

## ILLINOIS

|                            | Games | %    |
|----------------------------|-------|------|
| Griggs, E., Plainville     | 33    | 77.6 |
| Standard, T., Canton       | 55    | 74.5 |
| Anderson, G., Moline       | 62    | 71.7 |
| Bomke, E., Springfield     | 18    | 71.4 |
| Lindmeier, J., Broadview   | 21    | 71.3 |
| Swinehamer, A., Aurora     | 21    | 67.2 |
| Tate, M., Peoria           | 55    | 65.9 |
| Kohlenberger, H., Milstadt | 18    | 65.7 |
| Long, L., Sterling         | 18    | 65.0 |
| Vogel, N., Manito          | 15    | 63.7 |
| Reynolds, J.               | 18    | 61.7 |
| Cobb, E., Aurora           | 7     | 61.7 |
| Hefner, C. E., Peoria      | 10    | 58.0 |
| Polka, F., Chicago         | 7     | 56.8 |
| Bennett, J., South Pekin   | 21    | 56.5 |
| Daunhaver, W.              | 7     | 56.4 |
| Hart, F., Jacksonville     | 36    | 55.1 |
| Miller, F.                 | 7     | 54.1 |
| Dykes, R., Chicago         | 7     | 53.6 |
| Lawver, G.                 | 7     | 53.3 |
| Higgerson, W., Cutler      | 7     | 53.2 |
| Hilst, G., Pekin           | 10    | 51.8 |
| Cotton, F.                 | 7     | 51.8 |
| Clewell, L.                | 7     | 51.1 |
| Grimes, W.                 | 7     | 50.0 |
| Hightower, J., Colchester  | 7     | 40.1 |
| Vogel, R., Manito          | 10    | 36.3 |

## INDIANA

|                                | Games | %    |
|--------------------------------|-------|------|
| Day, C., Frankfort             | 35    | 75.5 |
| Nelson, W., Eaton              | 13    | 75.3 |
| Stimec, J., Terre Haute        | 13    | 72.5 |
| Sharp, E., Mulberry            | 35    | 71.6 |
| Johnson, G., Jr., Indianapolis | 13    | 71.6 |
| Kemple, J., Rushville          | 35    | 71.2 |
| Fowler, F., Greencastle        | 9     | 70.5 |
| Neilson, W., Dugger            | 13    | 70.2 |
| Brumfield, E., Markleville     | 20    | 69.1 |
| England, R., Crawfordsville    | 9     | 68.7 |
| Maitlen, H., Berne             | 20    | 68.5 |

|                                 |    |      |
|---------------------------------|----|------|
| Taylor, V., Greencastle         | 9  | 67.8 |
| McFatrige, G., Rushville        | 35 | 67.6 |
| Edmondson, L., Danville         | 25 | 66.2 |
| Harris, O., Indianapolis        | 13 | 66.0 |
| McFatrige, H., Arlington        | 14 | 64.6 |
| LaFollette, H., Sullivan        | 13 | 63.3 |
| Brown, N., Mulberry             | 20 | 63.0 |
| Cummings, C., Sheridan          | 7  | 63.0 |
| Green, E., Indianapolis         | 9  | 61.7 |
| Harshman, O., Frankfort         | 29 | 61.3 |
| Raymond, S., Lafayette          | 16 | 60.8 |
| Van Sickle, P., Indianapolis    | 22 | 60.5 |
| Hobbs, W., Muncie               | 9  | 60.5 |
| Van Natter, E., Bryant          | 7  | 60.0 |
| Taylor, B., Greencastle         | 7  | 60.0 |
| Owens, D., Summitville          | 7  | 59.8 |
| Wetnight, T., Brazil            | 7  | 59.2 |
| Holloway, V., Fairmount         | 7  | 58.3 |
| Konieczny, R., La Porte         | 14 | 57.9 |
| Morris, M., Pendleton           | 7  | 57.9 |
| Duncan, E., Fairmount           | 7  | 57.8 |
| Billingsley, E., Lafayette      | 7  | 57.6 |
| Billingsley, R., Crawfordsville | 9  | 56.8 |
| Overholser, L., South Bend      | 35 | 56.6 |
| Ferguson, W., Brazil            | 9  | 56.0 |
| Owens, D., Summitville          | 7  | 55.6 |
| Johnson, J., Decatur            | 7  | 55.6 |
| Thistlethwaite, P., Sherman     | 7  | 55.0 |
| Landis, C., Monroe              | 14 | 54.9 |
| Behr, R., Frankfort             | 7  | 54.5 |
| Solsberry, D., Sharpville       | 14 | 54.3 |
| Caplinger, C., Greenwood        | 7  | 54.2 |
| Briney, M., Frankfort           | 14 | 54.1 |
| Peterson, P., Colfax            | 7  | 54.1 |
| Johnson, G., Sr., Indianapolis  | 9  | 54.0 |
| Moore, A., Wabash               | 14 | 53.2 |
| Jamison, E., Marion             | 14 | 52.9 |
| Bruner, L., Muncie              | 7  | 52.5 |
| Duncan, E., Greentown           | 7  | 52.4 |
| Killion, F., Brazil             | 7  | 52.4 |
| Boone, E., Somerset             | 7  | 51.7 |
| Wenzel, W., Mishawaka           | 7  | 50.9 |
| Eltzroth, K., Wabash            | 14 | 50.4 |
| Billingsley, R., Crawfordsville | 7  | 50.4 |
| Mohlke, B., Valparaiso          | 7  | 50.0 |
| Meredith, R., Noblesville       | 7  | 50.0 |
| Pence, R., Gary                 | 14 | 49.6 |
| Atwell, C., Flora               | 20 | 49.3 |
| Huffman, J., Gary               | 7  | 49.1 |
| Childers, C., Brookston         | 7  | 49.0 |
| Povlock, B., Rolling Pr.        | 14 | 48.9 |
| Green, C., Muncie               | 20 | 48.3 |
| Emery, F., Mulberry             | 14 | 47.6 |
| Richards, L., Wabash            | 7  | 47.1 |
| Crane, M., Zionsville           | 7  | 47.1 |
| Farr, N., Swayzee               | 14 | 47.0 |
| Reed, C., Wabash                | 7  | 47.0 |
| Crosse, P., Fortville           | 14 | 46.9 |
| Mendenhall, E., Noblesville     | 7  | 46.7 |
| Hodgins, B., Indianapolis       | 9  | 46.3 |
| Huffman, V., Poneto             | 14 | 45.2 |
| Brumfield, R., Markleville      | 7  | 44.8 |
| Meeks, L., Selma                | 13 | 44.7 |
| Popejoy, G., Burrows            | 7  | 44.7 |
| Achors, K., Frankfort           | 13 | 44.6 |
| LeFon, A., Lafayette            | 7  | 44.6 |
| Taylor, D., Crawfordsville      | 13 | 44.5 |
| Webb, L.                        | 7  | 44.4 |
| Hinnier, O., Lafayette          | 7  | 43.8 |
| Elliott, I., Beech Grv.         | 7  | 43.8 |
| Roth, E., Indianapolis          | 7  | 43.8 |
| Swank, L., Crawfordsville       | 7  | 43.3 |
| Mills, R., Fort Wayne           | 7  | 42.5 |
| Young, J., Crawfordsville       | 7  | 42.5 |
| Johnson, R., Monroe             | 7  | 41.7 |
| Hibbard, A., New Chicago        | 7  | 41.6 |
| Cast, E., Frankfort             | 13 | 41.4 |
| Walters, P., Indianapolis       | 7  | 40.4 |
| Howard, L., Wabash              | 7  | 40.0 |

**JOIN and SUPPORT . .**

**THE  
NATIONAL HORSESHOE  
PITCHER'S ASSOCIATION**

ACCEPT NO HORSESHOES  
UNLESS YOU SEE  
THE  
N.H.P.A. OFFICIAL STAMP  
ON THE PACKAGE

These are the only "Official" Pitching Shoes Approved by  
THE NATIONAL HORSESHOE PITCHER'S ASSOCIATION

---

Dale Dixon, President  
3709 47th Street  
Des Moines, Iowa

Arch Stokes, 1st V. P.  
1310 Woodland Avenue  
Salt Lake City, Utah

Carl Steinfeldt, 2nd V. P.  
507 Flint Street  
Rochester, N. Y.

Elmer Beller, 3rd V. P.  
111 Via Buena Ventura  
Redondo Beach, Calif.

Mrs. Truman Standard, 4th V. P.  
Route 2  
Canton, Illinois

Mrs. Casey Jones, Treas.  
Random Lake  
Wisconsin

Archie Gregson, Secretary  
Crestline, California



|                             |    |      |
|-----------------------------|----|------|
| Brandt, M., Lawrenceberg    | 7  | 39.0 |
| Jones, W., Valparaiso       | 13 | 38.5 |
| Peterson, R., Colfax        | 13 | 38.2 |
| Haffner, C., Crawfordsville | 7  | 38.2 |
| Kelley, M., Kokomo          | 13 | 36.7 |
| McNew, G., Muncie           | 13 | 36.6 |
| Wark, J., Valparaiso        | 14 | 36.1 |
| Loughman, C., Wabash        | 7  | 35.5 |
| Borman, R., Muncie          | 13 | 33.4 |
| Sharp, M., Frankfort        | 13 | 32.3 |
| Faucett, R., McCordsville   | 13 | 28.6 |
| Nichols, E., Fairmount      | 13 | 27.7 |

## IOWA

|                           | Games | %    |
|---------------------------|-------|------|
| Henton, G., Maquoketa     | 10    | 68.7 |
| Paxton, J., Ottumwa       | 35    | 67.4 |
| Dixon, D., Des Moines     | 59    | 67.3 |
| Shaw, H., What Cheer      | 41    | 65.4 |
| Taylor, W., Grand River   | 41    | 64.0 |
| Wiges, E., Exira          | 45    | 63.9 |
| Wilkinson, J., Peru       | 15    | 62.9 |
| Rogers, H., Cedar Falls   | 65    | 61.7 |
| Lange, M., Bondurant      | 47    | 61.5 |
| Rogers, F., Cedar Falls   | 45    | 60.6 |
| James, W., Council Bluffs | 13    | 59.0 |
| Downs, W., Kelley         | 30    | 58.8 |
| Hopkins, C., Ottumwa      | 45    | 57.4 |
| Page, H., Waterloo        | 70    | 56.7 |
| Danielson, E. W., Bulgt.  | 10    | 56.5 |
| Hughes, H., Cedar Rapids  | 7     | 54.3 |
| Hill, J., Radcliffe       | 11    | 54.0 |
| Bean, M., Prole           | 38    | 52.6 |
| Brown, A., Patterson      | 13    | 51.0 |
| Stull, D., Traer          | 15    | 46.6 |
| McCune, H., Burlington    | 18    | 37.9 |

## KANSAS

|                           | Games | %    |
|---------------------------|-------|------|
| Tamboer, M., Wichita      | 15    | 73.8 |
| Kraft, R., Leocompton     | 35    | 72.8 |
| Somerhalder, S., Republic | 12    | 70.4 |
| Dahlene, A., Lawrence     | 23    | 70.3 |
| Elkins                    | 8     | 69.5 |
| Gandy, A., Topeka         | 35    | 66.1 |
| Ridgway, W., Topeka       | 15    | 63.7 |
| Ochsner                   | 15    | 60.3 |
| Drum, Baldwin             | 22    | 59.8 |
| Esch, Pittsburg           | 22    | 59.8 |
| Anderson                  | 15    | 57.5 |
| Hauserman, P., Topeka     | 7     | 57.0 |
| Nanniga, D., Morganville  | 15    | 56.7 |
| Miller, C., Columbus      | 7     | 56.0 |
| Kampschroeder, R., Ottawa | 15    | 55.1 |
| Murphy                    | 15    | 54.3 |
| Graham                    | 15    | 49.7 |
| Mogus, A., Rossville      | 22    | 48.9 |
| Reed, J., Topeka          | 7     | 48.0 |
| Phillips                  | 15    | 41.8 |

## KENTUCKY

|                           | Games | %    |
|---------------------------|-------|------|
| Johnson, J., Covington    | 15    | 70.6 |
| McPhearson, H., Covington | 15    | 60.1 |

## MAINE

|                          | Games | %    |
|--------------------------|-------|------|
| Bondreault, R., Lewiston | 11    | 53.2 |
| Barnes, M., Bangor       | 11    | 50.9 |

## MARYLAND

|                       | Games | %    |
|-----------------------|-------|------|
| Carson, D., Baltimore | 39    | 71.4 |
| Durham, J., Baltimore | 20    | 63.9 |

## MASSACHUSETTS

|                           | Games | %    |
|---------------------------|-------|------|
| Comeau, J., Lynn          | 10    | 61.1 |
| Herforth, B., Northampton | 10    | 60.5 |
| Babinski, W., Westfield   | 10    | 46.3 |
| Fairbanks, Williamsett    | 11    | 44.2 |
| Domey, E., Worcester      | 11    | 41.7 |
| Hall, Adams               | 11    | 39.9 |

## MICHIGAN

|                          | Games | %    |
|--------------------------|-------|------|
| Lundgren, C., Redford    | 7     | 60.6 |
| Peary, L., Detroit       | 7     | 53.7 |
| Kelly, J., Highland Park | 22    | 50.9 |
| Miller, J., Detroit      | 7     | 43.8 |
| Jacobs, L., Belleville   | 7     | 41.5 |

## MINNESOTA

|                              | Games | %    |
|------------------------------|-------|------|
| Cherrier, R., Hopkins        | 47    | 66.5 |
| Gans, H., Backus             | 15    | 65.0 |
| West, C., St. Paul           | 28    | 59.0 |
| Lundberg, R. S., Minneapolis | 28    | 59.0 |
| Peterson, N., Rochester      | 25    | 58.4 |
| Stinson, F., Minneapolis     | 28    | 55.5 |
| Zechmeister, H., St. Paul    | 28    | 55.5 |
| Larson, L., Mankato          | 13    | 53.0 |
| Paglarini, A., Hibbing       | 15    | 52.0 |
| Hauneman, P., Grand Rapids   | 15    | 48.0 |
| Ernster, E., St. Paul        | 11    | 47.0 |
| Ryan, V., Rochester          | 12    | 45.7 |
| Andrusco, B., Edina          | 15    | 45.0 |
| Madigan, M., St. Paul        | 13    | 45.0 |
| Degideo, N. S., St. Paul     | 15    | 44.0 |
| Thomason, G., Sp. Lake Park  | 11    | 44.0 |
| Moe, N. S., Minneapolis      | 28    | 43.5 |
| Huber, K., St. Paul          | 28    | 43.0 |
| Blair, W., Mound             | 11    | 43.0 |
| Larson, L., Minneapolis      | 11    | 43.0 |
| Lanes, N., Minneapolis       | 28    | 42.5 |
| Reinhardt, L., St. Paul      | 28    | 42.0 |
| Wadell, H., St. Paul         | 15    | 40.0 |
| Palmer, L., Minneapolis      | 15    | 40.0 |
| Peterson, E., Windom         | 15    | 40.0 |
| Peterson, F., Esco           | 15    | 40.0 |
| Carlson, V., Minneapolis     | 15    | 40.0 |
| Sunde, E., Minneapolis       | 11    | 40.0 |
| Laird, D., Aitkin            | 15    | 39.0 |
| Lofgren, C. N., Hopkins      | 15    | 38.0 |
| Yernberg, J., St. Paul       | 28    | 37.5 |
| Knutson, H., St. Paul        | 15    | 37.0 |
| Andrews, S., Montevideo      | 15    | 36.0 |
| Ganz, B., Backus             | 15    | 36.0 |
| Dahl, R., Minneapolis        | 15    | 35.0 |
| Peterson, N., Jr., Rochester | 15    | 35.0 |
| Anzaldi, J., St. Paul        | 15    | 34.0 |
| Berschens, L., St. Paul      | 15    | 32.0 |
| Gullickson, D., Minneapolis  | 11    | 30.0 |
| Anderson, E., Aitkin         | 15    | 26.0 |
| Bishop, F., New Brighton     | 11    | 25.0 |
| Bishop, E., St. Paul         | 11    | 24.0 |
| Loss, G., St. Paul           | 15    | 21.0 |

## MISSOURI

|                            | Games | %    |
|----------------------------|-------|------|
| Wommack, D., Springfield   | 11    | 70.1 |
| Elkins, J., Stella         | 29    | 69.1 |
| Schroeder, A., Creve Coeur | 18    | 62.9 |
| Winston, E., La Monte      | 34    | 62.3 |
| Lilly, W., Lamar           | 18    | 59.5 |
| Baker, D., Wentworth       | 18    | 58.9 |
| Terrell, J., Springfield   | 11    | 58.8 |
| Greenlee, L., Springfield  | 29    | 58.4 |
| Long, C., Carthage         | 22    | 56.0 |
| Baker, F., Wentworth       | 18    | 55.8 |
| Walker, M., Carterville    | 29    | 54.7 |

|                           |    |      |
|---------------------------|----|------|
| Young, W., St. Louis      | 7  | 52.6 |
| Edwards, A., Springfield  | 18 | 52.5 |
| Winston, W., La Monte     | 18 | 50.2 |
| Coffey, L., Joplin        | 7  | 48.5 |
| Denny, B., St. Louis      | 11 | 48.1 |
| Bayless, W., Springfield  | 11 | 47.8 |
| Board, G., Warrensburg    | 7  | 46.9 |
| Picruax, C., Defiance     | 7  | 46.9 |
| Merritt, Pierce City      | 7  | 46.4 |
| Hubbs, T., Springfield    | 21 | 46.0 |
| Larson, J., Sedalia       | 7  | 43.8 |
| Beason, R., Lamar         | 11 | 41.7 |
| Carver, R., Wentworth     | 18 | 41.4 |
| Freeman, H., Springfield  | 18 | 40.5 |
| Charles, C., Houstonia    | 7  | 38.2 |
| Morris, R., La Monte      | 7  | 38.0 |
| Wendleton, E., Booneville | 7  | 31.1 |

### MONTANA

|                    | Games | %    |
|--------------------|-------|------|
| Hubbard, W., Baker | 12    | 44.0 |

### NEBRASKA

|                             | Games | %    |
|-----------------------------|-------|------|
| Robinson, H., Nebraska City | 20    | 71.0 |
| McCance, D., Cozad          | 7     | 67.5 |
| Novacek, T., Omaha          | 7     | 64.7 |
| Denning, M., Elm Creek      | 7     | 62.2 |
| Foster, J., Omaha           | 20    | 61.3 |
| Harris, S., Shelton         | 7     | 61.1 |
| Nielsen, G., Cozad          | 7     | 46.8 |
| Ward, G., Omaha             | 7     | 45.3 |
| Siebenaler, L., Kimball     | 7     | 29.8 |

### NEW HAMPSHIRE

|                     | Games | %    |
|---------------------|-------|------|
| Piletz, Charlestown | 11    | 41.4 |

### NEW JERSEY

|                          | Games | %    |
|--------------------------|-------|------|
| Kolb, W., Newark         | 46    | 64.4 |
| Fogal, D., Ramsey        | 9     | 58.2 |
| Hanas, P., Midland Park  | 9     | 57.1 |
| Berman, S., Elizabeth    | 48    | 55.8 |
| Davis, L., Ridgefield    | 34    | 55.5 |
| Ward, A., Paterson       | 46    | 49.6 |
| Knapp, B., Midland Park  | 23    | 48.0 |
| O'Rourke, K.             | 9     | 45.8 |
| Gerber, A., Paterson     | 11    | 44.4 |
| Szer, E.                 | 7     | 40.6 |
| Puglise, P., Clifton     | 36    | 42.4 |
| Faulkner, E., Morristown | 7     | 42.0 |
| McKrink, J., West Orange | 18    | 41.1 |
| Gasper, P.               | 7     | 40.9 |
| Mitchell, J., Ramsey     | 7     | 39.8 |
| Darling, W., Madison     | 21    | 39.7 |
| Piatt, A., Wyckoff       | 7     | 39.2 |
| Haring, W., Westwood     | 45    | 38.1 |
| Belanus, G.              | 7     | 36.7 |
| Waltz, O., Keansburg     | 16    | 36.5 |
| Fournier, W.             | 7     | 34.3 |
| Kaplin, S., Linden       | 18    | 33.9 |
| Daniels, P., Teaneck     | 18    | 30.3 |
| Galer, E.                | 7     | 27.7 |
| Daniel, N., Teaneck      | 7     | 25.0 |
| Cooper, D.               | 7     | 24.2 |

## THE OHIO SHOE COMES THRU

### WORLD CHAMPIONSHIP

Isais, highest ringer percentage 84.5  
Casey Jones 82.7

### OHIO STATE TOURNAMENT

H. Reno, New Champion, 74.5  
H. Sibert, runner-up, 72.0


### NEW YORK STATE TOURNAMENT

T. Brownell, Champion, 81.8

J. Fulton, Pennsylvania, 73.0

D. Carson and many others with  
new records.

THERE MUST BE A REASON!



4 Tempers—Dead Soft, Soft, Medium and Hard.  
Write for quantity prices in lots of 4 pairs or more.

## OHIO HORSESHOE COMPANY

(Makers of quality pitching shoes for 34 years.)

Station F

Columbus, Ohio

## NEW YORK

|                               | Games | %    |
|-------------------------------|-------|------|
| Steinfeldt, C., Rochester     | 60    | 77.8 |
| Brownell, T., Amsterdam       | 43    | 77.7 |
| Fileccia, V., New York        | 63    | 72.7 |
| Zichella, J., New York        | 84    | 70.1 |
| Sauro, A., Syracuse           | 21    | 67.4 |
| La Rose, G., Fayetteville     | 15    | 67.2 |
| Natale, A., Rochester         | 15    | 66.9 |
| Michalek, F., Binghamton      | 22    | 66.7 |
| Cope, A., Rochester           | 9     | 66.7 |
| Chamberlain                   | 7     | 66.2 |
| Earley, T., Jr., New York     | 47    | 64.9 |
| Fennicchia, S., Rochester     | 24    | 64.8 |
| King, F., Rochester           | 15    | 63.5 |
| Lashier, R., Johnson City     | 28    | 61.9 |
| White, S., Rochester          | 15    | 58.1 |
| Horvath, R., Binghamton       | 7     | 58.0 |
| Hardwick, J., New York        | 41    | 57.3 |
| O'Connell, R., Jr., Rochester | 15    | 57.2 |
| Harrison, H., Hoosick Falls   | 21    | 55.6 |
| Farmer, O., New York          | 14    | 54.3 |
| Graves, C., Rochester         | 15    | 53.6 |
| Compton, N., Brooklyn         | 21    | 53.1 |
| DiStefano, T., New York       | 33    | 52.9 |
| Brennan, A., Brooklyn         | 49    | 52.8 |
| Murray, J., New York          | 7     | 52.6 |
| Moschak, P.                   | 7     | 52.2 |
| Benjamin, R., Binghamton      | 7     | 49.2 |
| Hanjung, R., New York Mls.    | 15    | 47.9 |
| O'Connell, R., New York       | 41    | 47.7 |
| Wilbur                        | 7     | 47.0 |
| Delahanty, W., Rochester      | 15    | 46.8 |
| Brumek, F., New York          | 14    | 45.9 |
| LeFleur, W., Syracuse         | 15    | 45.8 |
| Mikulka, S., New York         | 7     | 44.1 |
| Lugo, F., New York            | 18    | 43.1 |
| Kirk, T., Brooklyn            | 15    | 43.0 |
| Eddy, H., Rexford             | 15    | 42.8 |
| Wahl                          | 7     | 40.8 |
| Loughery, J., Jr., New York   | 7     | 40.7 |
| Earley, T., Sr., New York     | 10    | 40.0 |
| Hart, G., New York            | 36    | 39.9 |
| Stevens, C., Hoosick          | 15    | 38.7 |
| Hackett, A., Hoosick Falls    | 15    | 38.2 |
| Lucente, A., New York         | 7     | 37.4 |
| Seacord, C., New York         | 22    | 35.5 |
| Rehfeld, F., New York         | 14    | 35.1 |
| Werle, I., East Meadow        | 25    | 32.8 |
| Rochford, T., New York        | 7     | 31.7 |
| MacDonald, B., Mt. Vernon     | 9     | 29.5 |
| Kierych, S., New York         | 7     | 23.2 |

## NORTH DAKOTA

|                         | Games | %    |
|-------------------------|-------|------|
| Engebreetsen, A., Fargo | 13    | 56.0 |

## OHIO

|                          | Games | %    |
|--------------------------|-------|------|
| Reno, H., Sabina         | 46    | 68.5 |
| Sibert, H., Union        | 44    | 68.4 |
| Manker, S., Martinsville | 46    | 68.0 |
| Focht, P., Dayton        | 44    | 66.7 |
| Maxwell, W., Hicksville  | 40    | 66.5 |
| Wolfe, H., Cedarville    | 46    | 65.2 |
| Allison, W., Jackson     | 30    | 63.2 |
| Glass, W., Xenia         | 9     | 62.0 |
| Stitt, W., Mason         | 9     | 59.0 |
| Meloy, C., Newark        | 15    | 58.6 |
| Glass, L., Xenia         | 46    | 58.5 |
| Fouse, E., Wilmington    | 31    | 58.2 |
| Thompson, H., Coshocton  | 15    | 57.1 |


|                             |    |      |
|-----------------------------|----|------|
| Fouse, L., Wilmington       | 24 | 53.3 |
| Poff, K., Centerville       | 7  | 53.3 |
| Schamp, J., St. Mary's      | 9  | 51.5 |
| Rose, U., Clayton           | 16 | 51.0 |
| Fitzgerald, N., Paulding    | 7  | 50.9 |
| Raisbeck, F., Zanesville    | 15 | 50.5 |
| Sipple, C., Dayton          | 7  | 50.4 |
| Evans, C., Dayton           | 7  | 50.0 |
| Honeyman, R., Clayton       | 16 | 49.4 |
| Phillips, W., Youngstown    | 7  | 49.4 |
| Schneider, M., Springfield  | 9  | 47.0 |
| McCoy, A., Coshocton        | 15 | 46.6 |
| Hartman, H., Dayton         | 7  | 46.3 |
| Hill, M., Westerville       | 9  | 45.8 |
| Boehringer, G., Springfield | 9  | 42.0 |
| Denlinger, H., Clayton      | 14 | 41.5 |
| Ford, D., Fayette           | 27 | 41.0 |
| Kress, L., Dayton           | 7  | 40.3 |
| Webb, J., ayton             | 7  | 39.5 |
| Porter, H., Bellaire        | 9  | 39.2 |
| Keifer, D., Cincinnati      | 9  | 39.0 |
| Cline, C., Dayton           | 16 | 38.9 |
| Montgomery, M., Columbus    | 15 | 38.7 |
| Slark, H., Dayton           | 5  | 38.5 |
| Rowland, E., Crestline      | 9  | 38.0 |
| Kalb, M., Bucyrus           | 9  | 37.9 |
| Rich, S., Cincinnati        | 9  | 37.0 |
| Slamer, I., Dayton          | 7  | 35.2 |
| Palmer, C., Columbus        | 9  | 34.2 |
| Copp, W., Brookville        | 7  | 33.2 |
| McKinney, G., Cincinnati    | 9  | 33.0 |
| Rose, L., Middleport        | 9  | 33.0 |
| Plvmale, L., Westerville    | 9  | 32.5 |
| Stahl, E., Dayton           | 7  | 32.4 |
| Miller, R., Mason           | 9  | 32.0 |
| Meek, G., Mason             | 9  | 31.0 |
| Karacia, F., Dayton         | 7  | 30.6 |
| Stump, D., Dayton           | 5  | 29.6 |
| Arney, J., Dayton           | 5  | 27.1 |
| Swisher, G., Dayton         | 5  | 23.6 |
| Butcher, P., Dayton         | 5  | 23.0 |

## OKLAHOMA

|                              | Games | %    |
|------------------------------|-------|------|
| Pose, L., Tulsa              | 11    | 64.0 |
| Uhlrig, W., Tulsa            | 11    | 64.0 |
| Rhoades, A., Midwest City    | 11    | 55.0 |
| Wall, E.                     | 11    | 51.0 |
| Livengood, T., Oklahoma City | 11    | 49.0 |
| Hickory, S., Tulsa           | 11    | 43.0 |
| Brixey, D., Sapulpa          | 11    | 41.0 |
| Younge, H., Tulsa            | 11    | 40.0 |
| Goddard, G., Oklahoma City   | 11    | 35.0 |
| Griffith, R., Tulsa          | 11    | 35.0 |
| Griffith, J., Tulsa          | 11    | 35.0 |
| Miller, I.                   | 11    | 35.0 |
| Copenhaver, J.               | 11    | 34.0 |
| Hobson, E.                   | 11    | 33.0 |
| Gilliard, W.                 | 11    | 32.0 |
| lauch, R., Bartlesville      | 8     | 32.0 |
| Harris, I.                   | 17    | 32.0 |
| McCracken, G.                | 11    | 31.0 |
| Graham, A.                   | 11    | 30.0 |
| Mitchell, W.                 | 11    | 29.0 |
| Dick, G.                     | 11    | 29.0 |
| Pogue, K.                    | 8     | 28.0 |
| Watts, B., Tulsa             | 11    | 26.0 |
| Gooch, J., Sapulpa           | 8     | 26.0 |
| Lang, D., Tulsa              | 8     | 25.0 |
| Holm, V.                     | 8     | 25.0 |
| McCann, G.                   | 11    | 23.0 |
| Dick, O.                     | 8     | 22.0 |
| Miller, E.                   | 11    | 19.0 |
| Lang, G., Tulsa              | 8     | 18.0 |
| Cox, J., Oklahoma City       | 11    | 16.0 |
| Irving, D.                   | 8     | 15.9 |




## PITCHING HORSESHOES



*Perfectly  
Balanced for  
Easy Control  
... Shaped to  
Catch the Stake*

Diamond pitching horseshoes and outfits are the finest ever made. Each shoe is drop forged from special carbon steel and heat treated without destroying dead-falling qualities. Ask your dealer.



*"There is nothing finer than a Diamond"*

# DIAMOND CALK HORSESHOE COMPANY

4615 GRAND AVENUE



DULUTH, MINNESOTA

## OREGON

|                        | Games | %    |
|------------------------|-------|------|
| Chapelle, C., Portland | 12    | 71.1 |

## PENNSYLVANIA

|                             | Games | %    |
|-----------------------------|-------|------|
| Fulton, J., Carlisle        | 46    | 68.6 |
| Zadroga, A., Monongahela    | 22    | 59.5 |
| Lutter, F., New Freedom     | 21    | 56.7 |
| Falk, C., Pittsburgh        | 15    | 55.7 |
| Clingan, J., Pittsburgh     | 15    | 54.2 |
| Mayes, D., Pine Grove Mills | 7     | 52.3 |
| Clippinger, H., Carlisle    | 7     | 42.7 |
| Miller, P.                  | 7     | 39.7 |
| Fulton, E., Carlisle        | 7     | 33.3 |
| Sides, G., New Freedom      | 7     | 28.6 |

## RHODE ISLAND

|                           | Games | %    |
|---------------------------|-------|------|
| Heroux, P., Providence    | 27    | 66.5 |
| Pearson, R. W., Kingston  | 27    | 65.8 |
| Bourgeois, A., Centerdale | 18    | 63.1 |
| Arnold, J. W., Kingston   | 18    | 55.1 |
| Welch, L., Providence     | 7     | 51.2 |
| Welch, K., Providence     | 7     | 47.8 |
| Gifford, E.               | 7     | 45.2 |
| Bergeron, S.              | 7     | 44.0 |
| Hawkins, P.               | 7     | 38.4 |

## TEXAS

|                          |    |      |
|--------------------------|----|------|
| McFarland, E., Houston   | 14 | 54.5 |
| Zuchowski, F., Houston   | 14 | 54.3 |
| Cash, J., Gainesville    | 13 | 49.7 |
| Roberston, J., Farwell   | 13 | 39.4 |
| Riley, P., Amarillo      | 13 | 39.0 |
| Ziegler, R., Amarillo    | 13 | 33.8 |
| Jamison, V., Houston     | 7  | 33.7 |
| Alexander, E., Masterson | 13 | 32.4 |
| Sipple, B., Houston      | 13 | 29.9 |
| Jones, L., Amarillo      | 13 | 29.6 |
| Yingling, H., Higgins    | 7  | 28.5 |
| Clayton, S., Amarillo    | 13 | 28.2 |
| Burch, J., Borger        | 7  | 22.0 |
| Reynolds, H., Amarillo   | 7  | 17.8 |
| Hall, D., Amarillo       | 7  | 17.0 |
| Lassiter, D., Amarillo   | 7  | 16.9 |
| Short, B., Fort Worth    | 7  | 16.6 |

## UTAH

|                            | Games | %    |
|----------------------------|-------|------|
| Ohms, R., Salt Lake City   | 5     | 70.3 |
| Bennett, C., Kaysville     | 12    | 65.7 |
| Edmondson, L., Midvale     | 12    | 65.2 |
| Jennings, A., Murray       | 5     | 62.0 |
| Galpin, H., Salt Lake City | 5     | 59.8 |
| Wahlin, C., Salt Lake City | 5     | 52.4 |
| Hilton, S.                 | 12    | 45.5 |
| Kravet, D.                 | 12    | 42.8 |
| Funk, O., Salt Lake City   | 12    | 34.7 |

## VERMONT

|                        | Games | %    |
|------------------------|-------|------|
| Brown, M., Brattleboro | 29    | 69.0 |
| Butler, F., Bennington | 7     | 56.6 |
| Fisher, R., Guilford   | 29    | 55.3 |

|                            |    |      |
|----------------------------|----|------|
| Sausville, T., Bennington  | 18 | 53.8 |
| Church, C., Burlington     | 11 | 50.5 |
| Fisher, J., Brattleboro    | 29 | 49.6 |
| Lapan, E., Burlington      | 11 | 49.4 |
| Cote, P., Brattleboro      | 29 | 48.6 |
| Morin, M.                  | 1  | 44.7 |
| Simonds, R., Brattleboro   | 18 | 43.0 |
| Cote, R., Brattleboro      | 15 | 42.5 |
| Shepard, C.                | 11 | 40.9 |
| Emmons, D., Springfield    | 7  | 40.3 |
| Carley, L., Brattleboro    | 5  | 38.2 |
| Graziola, R., Brattleboro  | 11 | 37.1 |
| Barrett, G.                | 11 | 35.7 |
| Georgina, L., Brattleboro  | 11 | 34.3 |
| Frechette, K., Brattleboro | 22 | 32.3 |
| Derosia, R., Brattleboro   | 5  | 32.2 |

## WASHINGTON

|                          | Games | %    |
|--------------------------|-------|------|
| Monasmith, J., Yakima    | 15    | 72.0 |
| Knauff, H., Spokane      | 15    | 68.2 |
| Fishel, E., Neilton      | 15    | 66.0 |
| Monasmith, L., Kennewick | 15    | 65.4 |
| Branstetter, W., Pasco   | 15    | 63.2 |
| Howard, G., Pullman      | 11    | 60.4 |
| Kaufman, P., Seattle     | 15    | 60.2 |
| Patrick, G., Toppenish   | 15    | 60.0 |
| Olsen, F., Hoquiam       | 15    | 57.0 |
| Cummins, C., Spokane     | 11    | 56.9 |
| Price, G., Seattle       | 15    | 56.2 |
| Fishel, L., Seattle      | 11    | 56.2 |
| Robbins, H., Sequim      | 15    | 54.7 |
| Adams, A., Seattle       | 15    | 54.0 |
| Allones, E., Bremerton   | 15    | 53.9 |
| Warthen, R., Hoquiam     | 15    | 53.1 |
| Luoto, P., Seattle       | 11    | 51.0 |
| McNeley, W., Aberdeen    | 15    | 50.9 |
| Rooney, J., Yakima       | 15    | 50.1 |
| Cook, A., Tacoma         | 15    | 50.0 |
| Rankka, N., Aberdeen     | 11    | 48.1 |
| Saari, T., Aberdeen      | 11    | 47.1 |
| Bentley, W., Tacoma      | 11    | 46.7 |
| Burns, R., Everett       | 11    | 46.3 |
| Shidler, E., Seattle     | 9     | 46.3 |
| Bostwick, T., Seattle    | 9     | 45.1 |
| Miller, A., Yakima       | 11    | 44.5 |
| Monasmith, D., Yakima    | 9     | 43.0 |
| Torkelson, G., Bremerton | 11    | 42.3 |
| Reedy, E., Aberdeen      | 9     | 41.3 |
| Elkin, E., Aberdeen      | 9     | 41.0 |
| Ertsgaard, B., Bremerton | 9     | 40.7 |
| Elkin, A., Aberdeen      | 9     | 40.7 |
| Smith, G., Seattle       | 7     | 40.2 |
| Hammond, R., Seattle     | 11    | 40.1 |
| Van Toyle, H., Yakima    | 11    | 38.7 |
| Fouch, P., Yakima        | 9     | 38.0 |
| Girt, H., Seattle        | 7     | 36.9 |
| Say, J., Seattle         | 9     | 36.7 |
| Alexander, A., Seattle   | 7     | 33.1 |
| Damm, C., Aberdeen       | 7     | 32.7 |
| Taylor, R., Seattle      | 7     | 32.4 |
| Thompson, H., Yakima     | 9     | 32.3 |
| Johnson, A., Tacoma      | 7     | 28.9 |
| Harwood, L., Aberdeen    | 7     | 26.5 |
| Gibson, R., Aberdeen     | 7     | 26.4 |

## WEST VIRGINIA

|                           | Games | %    |
|---------------------------|-------|------|
| Anderson, G., Parkersburg | 20    | 68.0 |
| Maddox, R., Charleston    | 20    | 66.6 |
| Lindquist, A., Morgantown | 35    | 66.1 |
| Wilson, C.                | 20    | 59.2 |
| Harrison, T.              | 9     | 53.9 |

|                           |    |      |
|---------------------------|----|------|
| Bogges, J., Charleston    | 9  | 53.4 |
| Scarberry, Jr.            | 9  | 53.0 |
| Mitchell, J., Harrisville | 9  | 50.4 |
| Bowers, M.                | 20 | 50.3 |
| Brothers, W.              | 9  | 49.1 |
| Brothers, J.              | 11 | 47.4 |
| Broyles, W., Charleston   | 9  | 45.8 |
| Stone, V., St. Albans     | 18 | 43.2 |
| Janidin, A.               | 9  | 41.7 |
| Davis, T., Chapmanville   | 11 | 41.0 |
| Lowe, J., Logan           | 9  | 41.0 |
| Gain, D.                  | 9  | 40.7 |
| Harris, H., East Nitro    | 9  | 40.0 |
| Cook, R.                  | 9  | 40.0 |
| Scarberry, D.             | 9  | 39.9 |
| Gray, W.                  | 9  | 38.7 |
| Jones, J.                 | 9  | 36.1 |
| Lowe, J. B., Logan        | 9  | 31.2 |
| McNiel, A.                | 9  | 27.8 |
| Dial, M.                  | 9  | 24.9 |
| Barnett, H.               | 9  | 21.4 |

### WISCONSIN

|                        | Games | %    |
|------------------------|-------|------|
| Jones, C., Random Lake | 42    | 78.2 |
| Madden, J., Waukesha   | 15    | 51.8 |

### WYOMING


|                      | Games | %    |
|----------------------|-------|------|
| Palmer, M., Cheyenne | 27    | 63.3 |
| Palm, C., Albin      | 44    | 48.6 |

|                       |    |      |
|-----------------------|----|------|
| Patton, S., Saratoga  | 13 | 46.6 |
| Rutz, J., Wheatland   | 25 | 46.1 |
| Arnold, B., Lagrange  | 15 | 40.1 |
| Alley, H., Lagrange   | 20 | 38.9 |
| Klettke, A., Cheyenne | 32 | 38.8 |
| North, E., Casper     | 13 | 37.5 |
| Chapman, J., Rawlins  | 13 | 37.5 |
| Albin, W., Cheyenne   | 32 | 35.6 |
| Rutz, L., Wheatland   | 5  | 33.1 |
| Preston, E., Lagrange | 13 | 31.6 |
| Dugan, C., Casper     | 13 | 31.5 |
| Gallegos, R., Casper  | 5  | 28.5 |
| Bledsoe, D.           | 12 | 25.7 |
| Hyatt, T., Rawlins    | 13 | 24.3 |
| Wormald, A., Rawlins  | 5  | 22.8 |
| Ogg, R., Rawlins      | 5  | 22.5 |
| Coy, D., Rawlins      | 5  | 20.1 |

### CANADA

|                           | Games | %    |
|---------------------------|-------|------|
| McLaughlin, D., Oshawa    | 22    | 79.0 |
| Woodward, W., Port Credit | 22    | 72.6 |
| Dahl, S., Vancouver       | 5     | 68.4 |
| Edwards, G., Galt         | 22    | 66.2 |
| Black, N., Crillia        | 20    | 66.1 |
| Ladrroucer, F., Stratford | 22    | 61.2 |
| Nichols, N., Bobcoggeon   | 22    | 60.0 |
| Blackman, H., Toronto     | 11    | 57.3 |
| Gunn, P., Islington       | 11    | 56.4 |
| Fritz, S., Listowel       | 11    | 56.2 |
| Mawson, G., Toronto       | 11    | 56.1 |
| McCann, R., Vancouver     | 12    | 52.7 |
| Parfitt, J., Toronto      | 11    | 48.5 |
| Matthews, V., Toronto     | 11    | 48.0 |

## ANOTHER YEAR — CHAMPIONSHIPS GALORE!



The 1955 Gordon Spin-On Horseshoes are now available. Now is the time to purchase your Spin-On Horseshoes, the shoes which have been tried, and have proven their worth, in Tournaments all over the World.

To be a Champion, pitch the shoes the Champions do, pitch Gordon Spin-On Horseshoes!

WRITE FOR PRICES.

## THE GORDON HORSESHOE COMPANY

235 Tennyson Street

Cincinnati 26, Ohio



## **THE PERFECT SCORE SHEET**

**Now is the time to stock up on your club supplies.  
Don't wait until the last minute. You can have  
the name, city and state of your club, printed on  
each sheet. Write for sample.**

**The price is \$8.00 per 1,000, in pads.**

**Cash with order. Your Editor.**

Postage Extra



**N.H.P.A. EMBLEMS FOR YOUR BUTTONHOLE OR ONE WITH A PIN  
FOR YOUR SHIRT — \$1.00 CASH WITH ORDER.**



*Orders Now Being Taken For*

## **POCKET SIZE PERCENTAGE CHARTS**

**PRICE 25 CENTS EACH**

**SEND CASH OR CHECK WITH EACH ORDER—NO STAMPS, PLEASE!**

## **THE HORSESHOE PITCHER**

**BOX 47, HIGHBRIDGE STATION**

**NEW YORK 52, N. Y.**



## WHERE TO PLAY WHEN YOU'RE AWAY

- ARIZONA**—Pearl Park, Casa Grande; Rendesvous Park, Mesa; Encanto Park, Phoenix.
- ARKANSAS**—Fair Park, Boyle Park, MacArthur Park, Little Rock.
- CALIFORNIA**—Community Center, Compton; Exposition Park, Los Angeles; Union Pacific Courts, Long Beach; Mosswood Park, Oakland; Horseshoe Grounds, Ontario; Golden Gate Courts, Candlestick Cove, Crocker-Amazon Courts, San Francisco; Memorial Park, South San Francisco; Lincoln Park, Santa Monica; McNear Park, Petaluma; Ives Memorial Park, Sebastopol.
- CANADA**—Dieppe Park, East York.
- COLORADO**—City Park and Washington Park, Denver; City Park, Greeley.
- CONNECTICUT**—Beardsley Park, Bridgeport; Pope Park, Hartford.
- DISTRICT OF COLUMBIA**—Commerce Courts, Washington.
- FLORIDA**—South Waterfront Park, St. Petersburg; Bradenton Trailer Park, Bradenton.
- ILLINOIS**—Welles Park, Chicago; Athletic Park, Canton; Riverside Park, Moline; Mineral Springs Park, Pekin; Reservoir Park, Quincy; Long View Park, Rock Island. Big Creek Park, Canton; Laura Branley Park, Peoria; Kings Park, Pittsfield.
- INDIANA**—Brookside Park, Indianapolis; Dorner Park, Frankfort; Columbia Park, Lafayette; Forest Park, Noblesville; 3rd Street Park, Bloomington; Greendale Park, Lawrenceburg; Jackson Park, Gary; Tower Park, Valparaiso.
- IOWA**—Birdland Park, Des Moines; Riverside Park, Ottumwa; Crapo Park, Burlington; Island Park, Cedar Falls; Ellis Park, Cedar Rapids; LeClaire Park, Davenport. Byrnes Park, Waterloo;
- KANSAS**—Forest Park, Ottawa; Gage Park, Topeka; Katy Park, Chanute; Huntress Park, Clay Center; Riverside Park, Iola; Klamm Park, Kansas City; South Park, Lawrence; City Park, Manhattan; Prospect Park, Wichita.
- KENTUCKY**—Shady Shores, Covington.
- MAINE**—Auburn, Riverside Courts, Bangor; Bangor Club, Farmington; City Park, Hebron; Community Courts, Portland; Deering Oaks, Rumford; High School, So. Portland; Wilkinson Park.
- MARYLAND**—Carroll Park, Baltimore; Magruder Park, Hyattsville.
- MASSACHUSETTS**—Municipal Playgrounds, Westfield.
- MICHIGAN**—Grand Rapids, Franklin Park.
- MINNESOTA**—Como & Elfelt, St. Paul; Soldier Memorial Field, Rochester; Loring Park, Minneapolis.
- MISSOURI**—Municipal Park, Carthage; Neosho, Fair Grounds, Springfield; Grant Beach Park; St. Joseph, Noyes Blvd. at Edmond; Forest Park, St. Louis; Liberty Park, Sedalia; Memorial Park, Sweet Springs; Phelps Grove Park, Springfield.
- NEBRASKA**—Harmon Park, Kearney; Dewey Park, Omaha.
- NEW HAMPSHIRE**—South Playground, Portsmouth; Ryan H. S. Club, Dover Point; Pop Ryans, 14 Central Ave., Portsmouth; White's Courts, 942 Woodberry Ave., Portsmouth.
- NEW JERSEY**—Warinanco Park, Elizabeth; Branch Brook Park, Newark; Wessel Brook Park, Wessel Brook Playground; Nash Park, Clifton.
- NEW YORK**—Central Park, Fort George, 193 Fort George Ave., Inwood Hill Park, New York City; St. Mary's Park, Williamsbridge Oval Park, Woodlawn, Van Cortlandt Park, all in the Bronx; Parade Grounds, Fort Green Park, Brooklyn; Belmont Lake State Park, Babylon, L. I.; Johnson City, Endicott-Johnson Courts; Kirk Park, Syracuse; Recreation Park, Port Chester; Edgerton Park, Rochester; K of C Courts Hoosick Falls.
- OHIO**—Jermoin Park, Toledo; Cedar Point, Sandusky; Williams Memorial Pk., Wilmington. Community Park, Cedarville; Norwood courts, Norwood; St. Margaret Cartona, Cincinnati.
- OKLAHOMA**—Oklahoma City, Wiley Post Park; Sapulpa, City Park; Tulso, Central Park.
- OREGON**—Laurelhurst Park, Portland; Bush Pasture Park, Salem; Atkinson Park, Oregon City; Columbia Park, Portland; East Side Park, Eugene.
- PENNSYLVANIA**—District Courts, Pittsburgh; Pt. Marion, Frank Murphy's Courts; Joe Mett's Courts, Revere; Oakhurst Courts, Johnstown; Playground Cts., New Freedom.
- RHODE ISLAND**—Columbus Square, W. Warwick; Olney Courts, Washington.
- SOUTH DAKOTA**—McKenna Park, Sioux Falls.
- TEXAS**—Will Rogers Park, Amarillo; Elwood Park, Amarillo; Mason Park, Houston; Bellvue Park, Wichita Falls.
- UTAH**—County Fair Grounds, Murray; Liberty Park, Salt Lake City.
- VERMONT**—Stolte Field, Brattleboro; Memorial Park, Bennington; Ethan Allen Park, Burlington; Local Athletic Field, Springfield.
- WASHINGTON**—Zelasko Park, Aberdeen; City Park, Bremerton; Woodland Park, Seattle; Wright Park, Tacoma; Fair Grounds, Yakima; Lions Park, Hoquiam.
- WEST VIRGINIA**—Bar B-Q Courts, East Nitro; Wheeling Island, Wheeling; Middelburg Park, Logan; Winslow Coal Corp., Chapmanville.
- WISCONSIN**—Washinaton Park, Milwaukee; Jones Park, Fort Atkinson.
- WYOMING**—Pioneer Park, Cheyenne.

**IF YOU ARE NOT LISTED HERE, GET BUSY!**