

NHPA



the
national horseshoe pitchers


NEWS DIGEST



SEPTEMBER, 1988

Official Publication of
**THE NATIONAL HORSESHOE PITCHER'S ASSOCIATION
OF AMERICA**

Look
for
the new
white
shoes!



®

Advanced Design

TOURNAMENT PITCHING HORSESHOES



Both backyard pitchers and pros catch and hold the stake better with DIAMOND's new advanced design "Tournament" Shoe. It features a grip positioner, hardened tips, an increased radius, a dead soft center, and a wider, deeper calk. Same drop-forged solid steel construction as DIAMOND's popular Double Ringer and Super Ringer Regulation Shoes. All American made.

Contact your nearest NHPA club or sporting goods store for DIAMOND pitching horseshoes.

For the latest pitching horseshoe catalog write:



DIAMOND PITCHING SHOES

The Triangle Tool Group, Inc.
Subsidiary of The Triangle Corporation
Cameron Road, Orangeburg, SC 29115
DISTRIBUTOR ORDER PLACEMENT
Call toll-free: 800-346-0740
For all inquiries call: 803-534-7010

"DIAMOND Pitching Horseshoes are Recognized as Official in Tournaments
Sanctioned by the National Horseshoe Pitchers Association"



THE HORSESHOE PITCHER'S NEWS DIGEST is published on the 5th of each month at Aurora, Illinois, U.S.A. by the National Horseshoe Pitcher's Association of America. Editorial office, P.O. Box 1606, Aurora, Illinois 60507. Phone: 312-898-3974. Subscription rates - 1st Class \$12.00 per year in advance. NHPA membership cards are available through each state secretary for \$7.00 plus any state association dues. Forms close on the 10th day of each month preceding date of issue. Advertising rates on request. F. Ellis Cobb, Editor.

NATIONAL OFFICERS

Dave Loucks, 13656 Thoroughbred Loop, Grass Valley, CA 95949 (916) 477-7060	President
Earl Winston, Rte. 2, Lamonte, MO 65337 (816) 563-3536	1st Vice-President
Barry Chapelle, 2716 S.E. 61st Ave., Portland, OR 97206 (503) 775-7876	2nd Vice-President
Vincent Yannetti, 322 Longwood Ave., Bound Brook, NJ 08805 (201) 356-3862	3rd Vice-President
Bonnie Seibold, 1043 Grayson Ave., Huntington, IN 46750 (219) 356-3489	4th Vice-President
Mary VanSant, P.O. Box 270, Sun City, CA 92381 (714) 679-2578	5th Vice-President
Donnie Roberts, Box 278, Munroe Falls, OH 44262 (216) 688-6522	Sec. Treas.

Volume 32

September, 1988

No. 9

FROM YOUR PRESIDENT . . . DAVE LOUCKS

DATELINE PLEASANTON . . . As I write this, the World Tournament is only a day away from its start. In less than two weeks, some very dedicated and hard working individuals from the Northern California Association accomplished a task that has to be seen to be believed. Working in the midst of a heat wave, they pick and shoveled and jack hammered their way to the complete installation of 36 fine clay courts, all with full concrete walkways.

The courts are all under the cover of a one acre roofed, open sided pavilion. The pitching conditions are very comfortable under roof with cooling breezes and temperatures less than the areas of open sun. After some four days of open pitching for practice of the early arrivals, nothing but compliments on the conditions had been heard. Hats off to Marty Dunn and construction crew chief Jerry Pawloski who took charge of a very big task. Thanks also to the many volunteers too numerous to mention here. Their dedication to our sport is what makes horseshoe pitchers such great people to be around.

DAVE'S COURT REPORT

I would be less than honest if I did not agree that some of our NHPA rules are a bit vague and perhaps controversial. Nonetheless, they are rules that you, the membership in convention, approved and we must abide by until changed. Let's talk about a couple of them that appear to confuse some people.

In a sanctioned tournament, what happens when two or more pitchers in a class tie for first place? The rule in Article VII, section 6 of our Constitution and By-Laws is very clear. It states, "In any tournament, ties between contestants for first place shall be settled by a play-off." Only ties for other positions can be broken by other means. That means that the rule does not permit a tournament director to make a decision like settling a tie with a "flip of the coin." The T.D. does, however, have the power to determine that the playoff game can be of shorter shoes than had been played in regular play. There is nothing wrong with a 20 or 30 shoe playoff game where 40 or 50 may have been pitched in regular play.

Can a 70 - man step up to some distance less than 40' in any tournament just because of his age? The answer is NO. Our current rules cover only World Tournament play and say that separate divisions for 30 foot and 40 foot pitchers *may* be held. The NHPA encourages all State Charters to provide the opportunity of play for all 30' pitchers, women, juniors and 70 + elders. It is however at the discretion of the tournament director or state rules to decide if a 30 foot group for 70 - pitchers will be provided. Fortunately, many states are now heading in this direction and as they do, we will see enjoyment of the game return for those who can no longer comfortably handle the 40' distance.



FORGED QUALITY I
approved by NHPA

27 & 36 inch long
stakes available

THE QUEEN CITY
FORGING CO.
233 Tennyson St.
Cincinnati, OH 45226
(write for price list)

GORDON

Sinca
1931

HORSESHOES

Gordon Standard
AISI C1035 Steel

3 Temper: Hard,
Medium, Dead Soft

Gordon Gold
AISI 4140 Alloy

Medium Temper Only

So. CA Representative
JERRY SCHNEIDER
3144 W. Paso Robles
Anaheim, CA 92804
(714) 826-0684

MEN'S CHAMPIONSHIP—21 GAMES

	W	L	R	SP	%
Mark Seibold, IN	21	0	973	1214	80.1
Walter Ray Williams, Jr., CA	20	1	948	1124	84.3
Jim Knisley, OH	20	1	1013	1254	80.8
Art Tyson, NY	17	4	1068	1404	76.1
Dale Lipovsky, MN	17	4	936	1234	75.9
Steve Kuchcinski, PA	16	5	961	1262	76.1
Jesse Gonzales, CA	16	5	972	1286	75.6
Kevin Hollister, VT	15	6	955	1270	75.2
Alan Francis, MO	15	6	939	1260	74.5
Richard Pintor, CO	14	7	947	1330	71.2
Oscar Manns, OH	12	9	940	1264	74.4
John Kafnis, MA	12	9	963	1326	72.6
Elwyn Cooper, MO	12	9	893	1234	72.4
Bill Macintyre, NJ	12	9	896	1266	70.8
Nathan Williams, AZ	11	10	952	110	72.7
Jerry Holt, OK	10	11	957	1318	72.6
Charles Killgore, MO	10	11	865	1232	70.2
Ridgeway Leggett, OR	10	11	826	1184	69.8
Art Sperber, WA	9	12	875	1222	71.6
Don Gregson, CA	9	12	923	1292	71.4
Ben Wiedrich, OR	9	12	872	1248	69.9
Merlin Potts, KS	9	12	818	1222	66.9
Kevin Cone, IA	8	13	880	1262	69.7
Lowell Davis, OR	7	14	754	1150	6.6
Nick Audette, MN	5	16	765	1152	66.4
Roger Potts, KS	5	16	759	1154	65.8
Wayne Luoma, OH	4	17	820	1222	67.1
Ed Arionus, CA	4	17	849	1266	67.1
Daniel Beshore, PA	3	18	652	1078	60.5
Barry Chapelle, OR	2	19	773	1200	64.4
Bill Graham, OR	2	19	674	1088	61.9
Paul LaCrosse, CO	0	21	691	1112	62.1

REGIONAL DIRECTOR'S REPORT

By MARY VAN SANT

Jack Adams, Regional Director for Canada, reports that Canada has a very unique structure for their Hall of Fame inductees. It consists of three categories: male player, male player organizer, female player or player organizer. Starting in 1988 one male player will be inducted provided he received 55% of the committee total votes. In 1989 one male player organizer will be inducted under similar guidelines. In 1990 one female player or player organizer will be inducted under similar guidelines. This means that each category will induct one eligible candidate every three years.

Jack has some good thoughts for future world tournaments dovetailed with regional tournaments, to give regional tournaments more meaning. Regional tournaments could be set up to act as preliminary or qualifying tournament with successful candidates advancing to the world tournament championships. Ten regions are suggested based on east-west and north-south boundaries to include the Canadian provinces and the United States as follows:

REGION 1—Oregon, Washington, Idaho, Alaska and British Columbia

REGION 2—California, Nevada, Utah, Arizona and Hawaii

REGION 3—Alberta, Saskatchewan, Montana and Wyoming

REGION 4—Nebraska, Colorado, Kansas, New Mexico, Oklahoma and Texas

REGION 5—Manitoba, North Dakota, South Dakota, Minnesota, Iowa and Wisconsin

REGION 6—Illinois, Indiana, Kentucky, Missouri, Tennessee, Arkansas, Louisiana, Mississippi and Alabama

REGION 7—Ontario, Michigan, and Ohio

REGION 8—New York, Pennsylvania, New Jersey, Delaware, Maryland and Washington, D.C.

REGION 9—West Virginia, Virginia, North Carolina, South Carolina, Georgia and Florida

REGION 10—Quebec, New Brunswick, Nova Scotia, Prince Edward Island, Newfoundland, Vermont, New Hampshire, Maine, Massachusetts, Connecticut and Rhode Island.

The NHPA Executive Council would make the final decision as to which States and Provinces are in which region. They would also determine the total number desired to compete at the World Tournament Championships, say 500. The Executive Council would determine how many players would come from each region. A suggested breakdown of regional representatives: Men—20; Ladies—10; Senior Men—4; Intermediate Men—3; Men 70+—3; Ladies Intermediate—1; Ladies Senior—1; Junior Boys—6; and Junior Girls—2. Total 50 per region. The World Tournament host state or region would be allowed to fill last minute cancellations to maintain the 500 number of participants. Final details of all aspects of this suggestion would be decided by the Executive Council, with probable approval in principle by the delegates at the W.T. Convention.

JIM KNISLEY OF OHIO REGAINS WORLD CHAMPIONSHIP 1988 MEN'S CHAMPIONSHIP FINALS PLEASANTON, CALIFORNIA

	W	L	R	SP	%
Jim Knisley, OH	28	4	1603	2006	79.9
Mark Seibold, IN	27	5	1514	1922	78.8
Walter Ray Williams, Jr., CA	26	5	1537	1874	82.0
Steve Kuchcinski, PA	25	6	1554	2018	77.0
Alan Francis, MO	24	7	1443	1872	77.1
Dale Lipovsky, MN	22	9	1478	1944	76.0
Richard Pintor, CO	21	10	1350	1922	70.2
Art Tyson, NY	20	11	1505	2002	75.2
Jesse Gonzales, CA	19	12	1458	1960	74.4
John Kapnis, MA	19	12	1438	1946	73.9
Kevin Hollister, VT	19	12	1359	1848	73.5
Jerry Holt, OK	18	13	1437	1942	74.0
Nathan Williams, AZ	18	13	1395	1924	72.5
Elwyn Cooper, MO	17	14	1369	1898	72.1
Bill MacIntyre, NJ	16	15	1403	1978	70.9
Oscar Manns, OH	15	16	1398	1912	73.1
Don Gregson, CA	15	16	1391	1926	72.2
Art Sperber, WA	15	16	1342	1860	72.2
Ridgeway Leggett, OR	15	16	1221	1754	69.6

MEN'S CHAMPIONSHIP FINALS—(Continued)

Ed Arionus, CA	13	18	1261	1874	67.3
Lowell Davis, OR	13	18	1161	1754	66.2
Charles Killgore, MO	12	19	1303	1856	70.2
Ben Wiedrich, OR	12	19	1273	1822	69.9
Kevin Cone, IA	10	21	1216	1810	67.2
Nick Audette, MN	10	21	1065	1642	64.9
Merlin Potts, KS	10	21	1092	1702	64.2
Roger Potts, KS	9	22	1177	1770	66.5
Daniel Beshore, PA	9	22	1052	1704	61.7
Barry Chapelle, OR	7	24	1084	1724	62.9
Wayne Luoma, OH	6	25	1198	1822	65.8
Paul LaCrosse, CO	5	26	1001	1590	63.0
Bill Graham, OR	2	29	960	1590	60.4

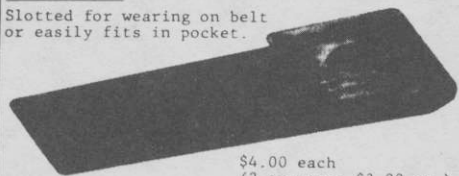
THE HORSESHOE PITCHERS' COMPANION

Pat. No. 4,399,614

- FEATURES:
1. Calipers for measuring close points.
 2. File to remove burrs from shoes.
 3. A 6" notch for measuring legal points.
 4. Straight edge for measuring legal points.
 5. Scraper for removing dirt, mud, etc.
 6. Just the right size for back pockets.
 7. **NHPA** approved.


Leather Case

Slotted for wearing on belt or easily fits in pocket.



\$4.00 each
(2 or more: \$3.00 ea.)

4. STRAIGHT EDGE for measuring ringers

**\$ 8.95**

(2 or more: \$9.00 ea.)

Send to: Horseshoe Pitchers' Companion
7300 Fairfax Ct.
Barnhart, MO 63012
(Add \$1.50 for postage and handling)

*AGENTS WANTED

MEN'S CHAMPIONSHIP FINALS—(Continued)

1. JIM KNISLEY—OH

Opponent	Score	R	SP	%
Lowell Davis	40-16	47	60	78.3
Daniel Beshore	41-15	41	50	82.0
Bill Graham	41-25	44	56	78.6
Paul LaCrosse	40-15	50	60	83.6
Bill MacIntyre	41-21	47	56	83.9
Ridgeway Leggett	40-23	39	50	78.0
Wayne Luoma	40-26	35	50	70.0
Nick Audette	40-28	39	50	78.0
Elwyn Cooper	41-27	56	70	80.0
Ed Arionus	42-12	49	58	84.5
Barry Chapelle	41-19	61	72	84.7
Roger Potts	45-11	33	38	86.8
Kevin Cone	40-33	59	74	79.7
Jerry Holt	41-26	60	74	81.1
Richard Pintor	36-42	76	96	79.2
Nathan Williams	45-13	37	42	88.1
Ben Wiedrich	41-38	38	60	63.3
Art Sperber	42-25	70	84	85.3
Merlin Potts	40-2	36	40	90.0
Charles Killgore	41-9	47	52	90.4
Oscar Manns	41-26	49	62	79.0
Alan Francis	15-40	30	44	68.2
Don Gregson	37-40	43	58	74.1
John Kapnis	40-27	68	78	87.2
Art Tyson	42-36	55	74	74.3
Dale Lipovsky	40-36	46	68	67.6
Kevin Hollister	40-20	52	66	78.8
Steve Kuchcinski	41-31	69	84	82.1
Walter Ray Williams Jr.	30-40	49	66	74.2
Mark Seibold	40-22	56	66	84.8
Jesse Gonzales	42-14	62	72	86.1
Mark Seibold	40-38	60	76	78.9

WINS-28 LOSSES-4 1603 2006 79.9

2. MARK SEIBOLD—IN

Opponent	Score	R	SP	%
Nick Audette	41-22	67	80	83.8
Kevin Cone	40-28	65	78	83.3
Ridgeway Leggett	40-7	30	36	83.3
Wayne Luoma	45-16	36	46	78.3
Paul LaCrosse	43-32	46	62	74.2
Lowell Davis	40-8	24	30	80.0
Daniel Beshore	42-12	27	36	75.0
Bill Graham	40-10	30	42	71.4
Nathan Williams	41-39	52	70	74.3
Kevin Cone	40-22	59	68	86.8
Jerry Holt	40-10	44	50	88.0
Richard Pintor	40-14	47	58	81.0
Roger Potts	45-10	53	62	85.5
Elwyn Cooper	40-21	48	58	82.8
Ed Arionus	42-10	32	40	80.0
Barry Chapelle	40-32	44	60	73.3
Merlin Potts	42-17	35	46	76.1
Charles Killgore	40-35	78	98	79.6
Ben Wiedrich	41-37	61	84	72.6
Art Sperber	40-19	50	58	86.2
Don Gregson	45-13	45	52	86.5
John Kapnis	40-12	45	56	80.4
Oscar Manns	44-15	39	48	81.3
Alan Francis	34-42	61	78	78.2
Kevin Hollister	42-23	45	58	77.6
Steve Kuchcinski	32-43	56	80	70.0
Art Tyson	42-27	51	66	73.3
Dale Lipovsky	19-42	33	48	68.8
Jesse Gonzales	42-38	55	72	76.4
Jim Knisley	22-40	50	66	75.8
Walter Ray Williams Jr.	40-31	47	60	78.3
Jim Knisley	38-40	59	76	77.6

WINS-27 LOSSES-5 1514 1922 78.8

3. WALTER RAY WILLIAMS JR.—CA

Opponent	Score	R	SP	%
Paul LaCrosse	44-6	30	34	88.2
Lowell Davis	42-3	39	40	97.5
Daniel Beshore	45-5	32	38	84.2
Bill Graham	45-3	52	60	86.7
Nick Audette	40-0	26	28	92.9
Bill MacIntyre	33-41	55	74	74.3
Ridgeway Leggett	41-7	36	42	85.7
Wayne Luoma	40-11	51	60	85.0
Roger Potts	41-8	40	46	87.0
Elwyn Cooper	41-10	36	42	85.7
Ed Arionus	42-29	70	86	81.4
Barry Chapelle	41-4	37	42	88.1
Nathan Williams	40-32	71	92	77.2
Kevin Cone	43-7	40	44	90.9
Jerry Holt	40-34	63	76	82.9
Richard Pintor	40-0	35	40	87.5
Charles Killgore	41-30	50	62	80.6
Ben Wiedrich	42-8	38	42	90.5
Art Sperber	40-35	59	74	79.7
Merlin Potts	40-9	42	48	87.5
John Kapnis	41-14	46	54	85.2
Oscar Manns	43-10	53	62	85.5
Alan Francis	32-41	67	86	77.9
Don Gregson	45-30	65	80	81.3
Steve Kuchcinski	35-40	48	68	70.6
Art Tyson	41-35	39	58	67.2
Dale Lipovsky	41-26	114	128	89.1
Kevin Hollister	42-20	50	60	83.3
Jim Knisley	40-30	53	66	80.3
Jesse Gonzales	39-42	56	82	68.3
Mark Seibold	31-40	44	60	73.3

WINS-26 LOSSES-5 1537 1874 82.0

4. STEVE KUCHCINSKI—PA

Opponent	Score	R	SP	%
Nathan Williams	40-23	39	50	78.0
Kevin Cone	43-38	49	64	76.6
Jerry Holt	40-17	48	56	85.4
Richard Pintor	38-40	55	76	72.4
Roger Potts	45-5	32	36	88.9
Elwyn Cooper	40-30	58	80	72.5
Ed Arionus	42-29	68	86	79.1
Barry Chapelle	39-40	41	64	64.1
Nick Audette	42-12	42	56	75.0
Bill MacIntyre	42-33	41	54	75.9
Ridgeway Leggett	40-16	54	62	87.1
Wayne Luoma	37-42	60	80	75.0
Paul LaCrosse	40-14	34	42	81.0
Lowell Davis	39-40	61	80	76.3
Daniel Beshore	42-12	27	36	75.0
Bill Graham	41-31	37	52	71.2
Oscar Manns	40-33	48	66	72.7
Alan Francis	26-41	44	62	71.0
Don Gregson	44-30	36	54	66.7
John Kapnis	41-16	47	58	81.0
Ben Wiedrich	43-9	40	48	83.3
Art Sperber	42-30	66	82	80.5
Merlin Potts	41-16	27	38	71.1
Charles Killgore	40-31	60	76	78.9
Walter Ray Williams Jr.	40-35	49	68	72.1
Mark Seibold	43-32	60	80	75.0
Jesse Gonzales	41-27	75	90	83.3
Jim Knisley	31-41	66	84	78.6
Art Tyson	42-32	76	92	82.6
Dale Lipovsky	41-36	71	88	80.7
Kevin Hollister	41-31	43	58	74.1

WINS-25 LOSSES-6 1554 2018 77.0

MEN'S CHAMPIONSHIP FINALS—(Continued)

5. ALAN FRANCIS—MO

Opponent	Score	R	SP	%
Wayne Luoma	43-19	37	52	71.2
Nick Audette	41-0	23	26	88.5
Bill MacIntyre	32-41	33	60	55.0
Ridgeway Leggett	29-40	40	64	62.5
Bill Graham	41-34	50	70	71.4
Paul LaCrosse	42-33	36	52	69.2
Lowell Davis	41-37	57	74	77.0
Daniel Beshore	43-7	26	40	65.0
Richard Pintor	38-41	64	86	74.4
Nathan Williams	41-18	40	50	80.0
Kevin Cone	40-32	41	56	73.2
Jerry Holt	42-15	48	58	82.8
Barry Chapelle	32-42	63	86	73.3
Roger Potts	40-16	28	38	73.7
Elwyn Cooper	42-12	47	58	81.0
Ed Arionus	40-0	22	24	91.7
Kevin Hollister	40-23	48	58	82.8
Steve Kuchcinski	41-26	49	62	79.0
Art Tyson	34-42	64	82	78.0
Dale Lipovsky	28-40	50	70	71.4
Jesse Gonzales	41-35	73	94	77.7
Jim Knisley	40-15	38	44	86.4
Walter Ray Williams Jr.	41-32	70	86	81.4
Mark Seibold	42-34	63	78	80.8
Merlin Potts	42-1	34	38	89.5
Charles Killgore	40-17	42	52	80.8
Ben Wiedrich	40-12	40	46	87.0
Art Sperber	41-21	55	64	85.9
Don Gregson	25-42	59	80	73.8
John Kapnis	41-21	59	70	84.3
Oscar Manns	41-15	44	54	81.5
WINS-24 LOSSES-7		1443	1872	77.1

6. DALE LIPOVSKY—MN

Opponent	Score	R	SP	%
Bill Graham	42-20	35	52	67.3
Paul LaCrosse	41-9	23	30	76.7
Lowell Davis	42-9	37	44	84.1
Daniel Beshore	27-45	37	58	63.8
Wayne Luoma	40-26	49	64	76.6
Nick Audette	42-27	49	64	76.6
Bill MacIntyre	40-26	50	66	75.8
Ridgeway Leggett	41-3	28	32	87.5
Barry Chapelle	42-19	28	36	77.8
Roger Potts	41-6	34	40	85.0
Elwyn Cooper	34-45	40	64	62.5
Ed Arionus	42-32	52	70	74.3
Richard Pintor	42-14	48	62	77.4
Nathan Williams	30-42	47	68	69.1
Kevin Cone	40-27	49	62	79.0
Jerry Holt	41-22	50	62	80.6
Don Gregson	40-31	86	106	81.1
John Kapnis	29-40	48	64	75.0
Oscar Manns	41-22	58	68	85.3
Alan Francis	40-28	54	70	77.1
Merlin Potts	45-39	39	58	67.2
Charles Killgore	19-44	39	56	69.6
Ben Wiedrich	41-22	49	62	79.0
Art Sperber	41-19	42	52	80.8
Jesse Gonzales	19-41	38	58	65.5
Jim Knisley	36-40	46	68	67.6
Walter Ray Williams Jr.	26-41	108	128	84.4
Mark Seibold	42-19	41	48	85.9
Kevin Hollister	45-37	63	88	71.6
Steve Kuchcinski	36-41	69	88	78.4
Art Tyson	40-32	47	62	75.8
WINS-22 LOSSES-9		1478	1944	76.0

7. RICHARD PINTOR—CO

Opponent	Score	R	SP	%
Merlin Potts	27-41	41	62	66.1
Jesse Gonzales	40-33	54	70	77.1
Don Gregson	43-19	44	56	78.6
Steve Kuchcinski	40-38	57	76	75.0
Oscar Manns	40-22	50	64	78.1
Art Sperber	40-28	54	70	77.1
Ben Wiedrich	36-40	51	78	65.4
Charles Killgore	29-42	24	46	52.2
Alan Francis	41-38	64	86	74.4
John Kapnis	40-29	34	54	63.0
Art Tyson	43-38	57	76	75.0
Mark Seibold	14-40	39	58	67.2
Dale Lipovsky	14-42	38	62	61.3
Kevin Hollister	23-42	49	68	72.1
Jim Knisley	42-36	78	96	81.3
Walter Ray Williams Jr.	0-40	23	40	57.5
Paul LaCrosse	40-32	36	60	60.0
Bill Graham	40-7	30	38	78.9
Barry Chapelle	40-20	30	44	68.2
Wayne Luoma	41-27	49	66	74.2
Daniel Beshore	42-35	45	60	75.0
Roger Potts	42-30	46	66	69.7
Nick Audette	34-40	33	54	61.1
Ed Arionus	42-22	32	44	72.7
Lowell Davis	9-42	31	54	57.4
Ridgeway Leggett	rw-32	37	54	68.5
Kevin Cone	42-26	45	60	75.0
Nathan Williams	1-45	15	32	46.9
Jerry Holt	40-38	60	80	75.0
Bill MacIntyre	41-36	57	78	73.1
Elwyn Cooper	41-35	47	70	67.1
WINS-21 LOSSES-10		1350	1922	70.2

8. ART TYSON—NY

Opponent	Score	R	SP	%
Bill MacIntyre	42-11	31	42	73.8
Ridgeway Leggett	41-17	47	60	78.3
Wayne Luoma	42-21	47	60	78.3
Nick Audette	44-24	47	60	78.3
Lowell Davis	41-19	40	52	76.9
Daniel Beshore	42-39	68	94	72.1
Bill Graham	41-19	44	56	78.6
Paul LaCrosse	41-18	39	56	69.6
Kevin Cone	42-38	51	72	70.8
Jerry Holt	24-40	41	60	68.3
Richard Pintor	38-43	56	76	73.7
Nathan Williams	42-32	72	92	78.3
Elwyn Cooper	43-15	49	60	81.7
Ed Arionus	35-42	47	68	69.1
Barry Chapelle	40-23	38	54	70.4
Roger Potts	42-14	38	48	79.2
John Kapnis	32-41	60	80	75.0
Oscar Manns	41-21	56	68	82.4
Alan Francis	42-34	66	82	80.5
Don Gregson	41-33	68	84	81.0
Charles Killgore	40-26	63	80	78.8
Ben Wiedrich	40-9	34	42	81.0
Art Sperber	24-45	48	66	72.7
Merlin Potts	42-13	38	50	76.0
Jim Knisley	36-42	53	74	71.6
Walter Ray Williams Jr.	35-41	36	58	62.1
Mark Seibold	27-42	46	66	69.7
Jesse Gonzales	42-18	44	50	88.0
Steve Kuchcinski	32-42	73	92	79.3
Kevin Hollister	16-40	21	38	55.3
Dale Lipovsky	32-40	44	62	71.0
WINS-20 LOSSES-11		1505	2002	75.2

MEN'S CHAMPIONSHIP FINALS—(Continued)

9. JESSE GONZALES—CA

Opponent	Score	R	SP	%
Jerry Holt	41-26	69	82	84.1
Richard Pintor	33-40	51	70	72.9
Nathan Williams	38-40	53	70	75.7
Kevin Cone	40-18	40	50	80.0
Ed Arionus	41-20	41	52	78.8
Barry Chapelle	40-25	46	64	71.9
Roger Potts	40-29	35	50	70.0
Elwyn Cooper	40-5	34	38	89.5
Ridgeway Leggett	44-15	47	62	75.8
Wayne Luoma	42-32	54	74	73.0
Nick Audette	41-9	44	52	84.6
Bill MacIntyre	41-38	51	70	72.9
Daniel Beshore	30-43	47	68	69.1
Bill Graham	42-33	42	64	65.6
Paul LaCrosse	40-12	44	56	78.6
Lowell Davis	42-20	39	52	75.0
Art Sperber	40-22	41	50	82.0
Merlin Potts	41-13	47	54	87.0
Charles Killgore	17-40	26	44	59.1
Ben Wiedrich	40-35	50	70	71.4
Alan Francis	35-41	71	94	75.5
Don Gregson	35-42	60	82	73.2
John Kapnis	3-40	27	44	61.4
Oscar Manns	42-33	55	72	76.4
Dale Lipovsky	41-19	43	58	74.1
Kevin Hollister	23-42	31	52	59.6
Steve Kuchcinski	27-41	70	90	77.8
Art Tyson	18-42	36	50	72.0
Mark Seibold	38-42	54	72	75.0
Walter Ray Williams Jr.	42-39	57	82	69.5
Jim Knisley	14-42	53	72	73.6

WINS-19 LOSSES-12 1458 1960 74.4

10. JOHN KAPNIS—MA

Opponent	Score	R	SP	%
Ridgeway Leggett	34-42	53	70	75.7
Wayne Luoma	42-26	58	72	80.6
Nick Audette	20-42	39	60	65.0
Bill MacIntyre	34-42	39	62	62.9
Daniel Beshore	44-9	56	66	84.8
Bill Graham	40-17	38	52	73.1
Paul LaCrosse	44-30	39	56	69.6
Lowell Davis	21-41	42	64	65.6
Jerry Holt	35-41	46	68	67.6
Richard Pintor	29-40	30	54	55.6
Nathan Williams	41-36	46	66	69.7
Kevin Cone	42-28	50	62	80.6
Ed Arionus	40-28	46	62	74.2
Barry Chapelle	42-20	47	56	83.9
Roger Potts	40-32	40	62	64.5
Elwyn Cooper	41-29	52	68	76.5
Art Tyson	41-32	62	80	77.5
Dale Lipovsky	40-29	52	64	81.3
Kevin Hollister	31-41	53	70	75.7
Steve Kuchcinski	16-41	38	58	65.5
Walter Ray Williams Jr.	14-41	37	54	68.5
Mark Seibold	12-40	37	56	66.1
Jesse Gonzales	3-40	40	44	90.9
Jim Knisley	27-40	64	78	82.1
Ben Wiedrich	41-39	51	68	75.0
Art Sperber	42-30	56	78	71.8
Merlin Potts	41-24	39	54	72.2
Charles Killgore	42-16	39	52	75.0
Oscar Manns	40-35	64	82	78.0
Alan Francis	21-41	53	70	75.7
Don Greeson	42-8	32	38	84.2

WINS-19 LOSSES-12 1438 1946 73.9

11. KEVIN HOLLISTER—VT

Opponent	Score	R	SP	%
Daniel Beshore	40-8	29	42	69.0
Bill Graham	38-42	41	62	66.1
Paul LaCrosse	40-23	52	70	74.3
Lowell Davis	44-38	45	66	68.2
Ridgeway Leggett	40-10	51	58	87.9
Wayne Luoma	42-18	48	58	82.8
Nick Audette	42-13	51	62	82.3
Bill MacIntyre	31-40	47	72	65.3
Ed Arionus	41-15	35	44	79.5
Barry Chapelle	40-5	40	46	87.0
Roger Potts	42-23	52	70	74.3
Elwyn Cooper	21-41	41	56	73.2
Jerry Holt	28-40	44	66	66.7
Richard Pintor	42-23	55	68	80.9
Nathan Williams	44-27	38	54	70.4
Kevin Cone	40-29	37	56	66.1
Alan Francis	23-40	42	58	72.4
Don Gregson	41-36	49	66	74.2
John Kapnis	41-31	56	70	80.0
Oscar Manns	31-43	70	90	77.8
Art Sperber	40-7	32	36	88.9
Merlin Potts	38-41	43	64	67.2
Charles Killgore	42-20	34	46	73.9
Ben Wiedrich	43-16	35	48	72.9
Mark Seibold	23-42	39	58	67.2
Jesse Gonzales	42-23	37	52	71.2
Jim Knisley	20-40	46	66	69.7
Walter Ray Williams Jr.	20-42	42	60	70.0
Dale Lipovsky	37-45	60	88	68.2
Art Tyson	40-16	28	38	73.7
Steve Kuchcinski	31-41	40	58	69.0

WINS-19 LOSSES-12 1359 1848 73.5

12. JERRY HOLT—OK

Opponent	Score	R	SP	%
Jesse Gonzales	26-41	64	82	78.0
Don Gregson	40-30	45	64	70.3
Steve Kuchcinski	17-40	40	56	71.4
Merlin Potts	40-15	55	64	85.9
Art Sperber	44-21	52	62	83.9
Ben Wiedrich	36-40	42	62	67.7
Charles Killgore	22-43	29	46	63.0
Oscar Manns	28-44	38	56	67.9
John Kapnis	41-35	46	68	67.6
Art Tyson	40-24	46	60	76.7
Mark Seibold	10-40	34	50	68.0
Alan Francis	15-42	39	58	67.2
Kevin Hollister	40-28	48	66	72.7
Jim Knisley	26-41	54	74	73.0
Walter Ray Williams Jr.	34-40	61	76	80.3
Dale Lipovsky	22-41	43	62	69.4
Wayne Luoma	39-40	48	72	66.7
Paul LaCrosse	41-4	27	34	79.4
Bill Graham	42-37	62	80	77.5
Barry Chapelle	40-31	42	62	67.7
Ed Arionus	40-38	42	64	65.6
Daniel Beshore	43-16	45	54	83.3
Roger Potts	42-19	34	44	77.3
Nick Audette	41-11	29	38	76.3
Nathan Williams	36-40	60	76	78.9
Lowell Davis	41-19	46	58	79.3
Ridgeway Leggett	40-32	55	70	78.6
Kevin Cone	40-20	31	46	67.4
Richard Pintor	38-40	59	80	73.8
Elwyn Cooper	40-30	57	76	75.0
Bill MacIntyre	44-35	64	82	78.0

WINS-18 LOSSES-13 1437 1942 74.0

MEN'S CHAMPIONSHIP FINALS—(Continued)

13. NATHAN WILLIAMS—AZ

Opponent	Score	R	SP	%
Steve Kuchcinski	23-40	33	50	66.0
Merlin Potts	40-29	51	68	75.0
Jesse Gonzales	40-38	54	70	77.1
Don Gregson	41-21	38	52	73.1
Charles Killgore	42-19	54	66	81.8
Oscar Manns	41-33	45	62	72.6
Art Sperber	25-42	31	52	59.6
Ben Wiedrich	29-40	42	64	65.6
Mark Seibold	39-41	51	70	72.9
Alan Francis	18-41	32	50	64.0
John Kapnis	36-41	45	66	68.2
Art Tyson	32-42	70	92	76.1
Walter Ray Williams Jr.	32-40	70	92	76.1
Dale Lipovsky	42-30	51	68	75.0
Kevin Hollister	27-44	32	54	59.3
Jim Knisley	13-45	26	42	61.9
Daniel Beshore	42-18	44	52	84.6
Roger Potts	40-24	48	62	77.4
Nick Audette	42-23	35	46	76.1
Ed Arionus	40-37	62	82	75.6
Paul LaCrosse	44-20	38	50	76.0
Bill Graham	41-34	61	82	74.4
Barry Chapelle	41-8	33	42	78.6
Wayne Luoma	42-30	54	74	73.0
Jerry Holt	40-36	60	76	78.9
Bill MacIntyre	27-43	39	60	65.0
Elwyn Cooper	40-24	53	74	71.6
Richard Pintor	45-1	30	32	93.8
Lowell Davis	39-40	41	66	62.1
Ridgeway Leggett	22-40	32	48	66.7
Kevin Cone	41-22	40	60	66.7

WINS-18 LOSSES-13 1395 1924 66.7

15. BILL MacINTYRE—NJ

Opponent	Score	R	SP	%
Art Tyson	11-42	20	42	47.6
Mark Seibold	28-42	59	78	75.6
Alan Francis	41-32	38	60	63.3
John Kapnis	42-34	42	62	67.7
Jim Knisley	21-41	41	56	73.2
Walter Ray Williams Jr.	41-33	58	74	78.4
Dale Lipovsky	26-40	44	66	66.7
Kevin Hollister	40-31	50	72	69.4
Don Gregson	32-41	34	54	63.0
Steve Kuchcinski	33-42	38	54	70.4
Merlin Potts	42-34	44	60	73.3
Jesse Gonzales	38-41	49	70	70.0
Ben Wiedrich	41-36	55	72	76.4
Charles Killgore	37-40	41	76	67.1
Oscar Manns	32-42	43	62	69.4
Art Sperber	40-35	57	80	71.3
Barry Chapelle	41-18	32	48	66.7
Wayne Luoma	40-10	35	44	79.5
Paul LaCrosse	40-19	45	58	77.6
Bill Graham	45-16	32	42	76.2
Nick Audette	40-2	29	36	80.6
Ed Arionus	29-44	47	70	67.1
Daniel Beshore	32-40	49	74	66.2
Roger Potts	41-26	47	64	73.4
Kevin Cone	28-44	39	62	62.9
Nathan Williams	43-27	44	60	73.3
Lowell Davis	40-22	50	66	75.8
Ridgeway Leggett	41-24	61	80	76.3
Elwyn Cooper	27-43	54	76	71.1
Richard Pintor	36-41	56	78	71.8
Jerry Holt	35-44	60	82	73.2

WINS-16 LOSSES-15 1403 1978 70.9

14. ELWYN COOPER—MO

Opponent	Score	R	SP	%
Ben Wiedrich	42-38	53	74	71.6
Charles Killgore	41-26	48	60	80.0
Oscar Manns	12-40	31	48	64.6
Art Sperber	40-35	51	70	72.9
Don Gregson	41-39	55	72	76.4
Steve Kuchcinski	30-40	56	80	70.0
Merlin Potts	45-27	44	62	71.0
Jesse Gonzales	5-40	22	38	57.9
Jim Knisley	27-41	51	70	72.9
Walter Ray Williams Jr.	10-41	26	42	61.9
Dale Lipovsky	45-34	44	64	68.8
Kevin Hollister	41-21	47	56	83.9
Art Tyson	15-43	40	60	66.7
Mark Seibold	21-40	41	58	70.7
Alan Francis	12-42	38	58	65.5
John Kapnis	29-41	48	68	70.6
Bill Graham	41-21	41	52	78.8
Barry Chapelle	40-23	49	64	76.6
Wayne Luoma	40-24	38	48	79.2
Paul LaCrosse	44-7	21	30	70.0
Roger Potts	40-16	49	60	81.7
Nick Audette	27-41	44	66	66.7
Ed Arionus	38-40	65	90	72.2
Daniel Beshore	45-4	31	36	86.1
Ridgeway Leggett	43-20	35	50	70.0
Kevin Cone	42-18	37	46	80.4
Nathan Williams	24-40	49	74	66.2
Lowell Davis	41-37	56	80	70.0
Bill MacIntyre	43-27	61	76	80.3
Jerry Holt	30-40	53	76	69.7
Richard Pintor	35-41	45	70	64.3

WINS-17 LOSSES-14 1369 1898 72.1

16. OSCAR MANN'S—OH

Opponent	Score	R	SP	%
Barry Chapelle	40-8	26	34	76.5
Roger Potts	38-40	52	74	70.3
Elwyn Cooper	40-12	39	48	81.3
Ed Arionus	40-16	46	62	74.2
Richard Pintor	22-40	44	64	68.8
Nathan Williams	33-41	42	62	67.7
Kevin Cone	32-41	45	64	70.3
Jerry Holt	44-28	43	56	76.8
Bill Graham	41-6	22	26	84.6
Paul LaCrosse	44-26	52	66	78.8
Lowell Davis	25-41	40	56	71.4
Daniel Beshore	44-29	48	66	72.7
Wayne Luoma	40-18	38	48	79.2
Nick Audette	42-21	58	70	82.9
Bill MacIntyre	42-32	46	62	74.2
Ridgeway Leggett	40-35	35	52	67.3
Steve Kuchcinski	33-40	46	66	69.7
Art Tyson	21-41	49	68	72.1
Dale Lipovsky	22-41	52	68	76.5
Kevin Hollister	43-31	73	90	81.1
Jim Knisley	26-41	44	62	71.0
Walter Ray Williams Jr.	10-43	43	62	69.4
Mark Seibold	15-44	29	48	60.4
Jesse Gonzales	33-42	52	72	72.2
Charles Killgore	41-36	65	84	77.4
Ben Wiedrich	18-42	33	52	63.5
Art Sperber	32-42	41	64	64.1
Merlin Potts	40-20	27	42	64.3
John Kapnis	35-40	63	82	76.8
Don Gregson	40-25	70	88	79.5
Alan Francis	15-41	35	54	64.8

WINS-15 LOSSES-16 1398 1912 73.1

DEADEYE HORSESHOES NOW IN FIVE MODELS

CLYDESDALES NOW IN LIGHTER WEIGHTS

	Price Per Pr.—Up to 12 Pairs	Price Per Pr.—12 Prs. & Over
CLYDESDALES	\$30 00	\$23 00 Pr.
N T	\$30 00 Pr	\$23 00 Pr.
REGULAR	\$30 00 Pr.	\$23 00 Pr.
E-Z GRIP	\$35 00 Pr	\$28 00 Pr.
NEW CLYDESDALE DF	\$35 00 Pr	\$28 00 Pr.

ALL "DEADEYES" IN VARIOUS WEIGHTS

*UPS shipping included in new prices—Excluding C.O.D.s.
add \$2.20. Continental U.S. ONLY.*

NO SHOES WILL BE SENT ON CONSIGNMENT

Missouri residents add 5.225% sales tax

All "DEADEYES" are dead soft (curved only).

All "DEADEYE" are guaranteed against breakage for 2 years
from Date of Original Purchase (NOT RE-PLACEMENT DATE)

Contact (Bill Courtwright ONLY) for special prices on
rejects and returned shoes (NO GUARANTEE)

DEADEYE Caps Available — \$5.00 postpaid

W. Courtwright
P.O. Box 742
Fenton, MO 63026
Phone: (314) 376-5222
(314) 677-2200 (8-5)

Walter Ray Williams, Jr.
c/o Esther Williams
2550 North Vine
Tucson, AZ 85719
Phone: (602) 323-7445
(602) 795-1389 after 6 p.m.

For Local NHPA Representative Contact:
Game Related National Buyer

Edward A. Domey., P.O. Box 298, Wilkinsonville, Ma 01590
(617) 865-4619

ORDER DIRECT or from NHPA REPRESENTATIVE

MEN'S CHAMPIONSHIP FINALS—(Continued)

17. DON GREGSON—CA

Opponent	Score	R	SP	%
Kevin Cone	39-42	45	70	64.3
Jerry Holt	30-40	44	64	68.8
Richard Pintor	19-43	35	56	62.5
Nathan Williams	21-41	31	52	59.6
Elwyn Cooper	39-41	54	72	75.0
Ed Arionus	17-40	25	48	52.1
Barry Chapelle	44-33	40	56	71.4
Roger Potts	39-41	58	76	76.3
Bill MacIntyre	41-32	38	54	70.4
Ridgeway Leggett	41-31	53	68	77.9
Wayne Luoma	45-16	42	54	77.8
Nick Audette	42-26	50	66	75.8
Lowell Davis	42-15	34	46	73.9
Daniel Beshore	44-16	46	58	79.3
Bill Graham	44-4	31	36	86.1
Paul LaCrosse	41-28	38	54	70.4
Dale Lipovsky	31-40	84	106	79.2
Kevin Hollister	36-41	47	66	71.2
Steve Kuchcinski	30-44	30	54	55.6
Art Tyson	33-41	65	84	77.4
Mark Seibold	13-45	33	52	63.5
Jesse Gonzales	42-35	65	82	79.3
Jim Knisley	40-37	44	58	75.9
Walter Ray Williams Jr.	30-45	60	80	75.0
Art Sperber	32-42	35	54	64.8
Merlin Potts	40-19	27	42	64.3
Charles Killgore	43-14	42	54	77.8
Ben Wiedrich	40-19	46	58	79.3
Alan Francis	2-25	65	80	81.3
Oscar Manns	25-40	64	88	72.7
John Kapnis	8-42	20	38	52.6

WINS-15 LOSSES-16 1391 1926 72.2

19. RIDGEWAY LEGGETT—OR

Opponent	Score	R	SP	%
John Kapnis	42-34	55	70	78.6
Art Tyson	17-41	40	60	66.7
Mark Seibold	7-40	19	36	52.8
Alan Francis	40-29	44	64	68.8
Kevin Hollister	10-40	41	58	70.7
Jim Knisley	23-40	33	50	66.0
Walter Ray Williams Jr.	7-41	25	42	59.5
Dale Lipovsky	3-41	16	32	50.0
Jesse Gonzales	15-44	39	62	62.9
Don Gregson	31-41	50	68	73.5
Steve Kuchcinski	16-40	46	62	74.2
Merlin Potts	40-28	53	70	75.7
Art Sperber	17-40	28	48	58.3
Ben Wiedrich	40-35	50	68	73.5
Charles Killgore	40-39	49	66	74.2
Oscar Manns	35-40	34	52	65.4
Nick Audette	40-26	41	58	70.7
Ed Arionus	40-6	35	42	83.3
Daniel Beshore	42-23	38	54	70.4
Roger Potts	41-23	40	52	76.9
Barry Chapelle	42-29	50	70	71.4
Wayne Luoma	41-37	41	62	66.1
Paul LaCrosse	40-16	35	48	72.9
Bill Graham	40-3	22	24	91.7
Elwyn Cooper	20-43	28	50	56.0
Richard Pintor	32-42	34	54	63.0
Jerry Holt	32-40	52	70	74.3
Bill MacIntyre	24-41	57	80	71.3
Kevin Cone	41-31	47	70	67.1
Nathan Williams	40-22	38	48	79.2
Lowell Davis	38-43	41	64	64.1

WINS-15 LOSSES-16 1221 1754 69.6

18. ART SPERBER—WA

Opponent	Score	R	SP	%
Ed Arionus	30-45	37	58	63.8
Barry Chapelle	42-25	43	56	76.8
Roger Potts	40-33	53	70	75.7
Elwyn Cooper	35-40	50	70	71.4
Jerry Holt	21-44	45	62	72.6
Richard Pintor	28-40	51	70	72.9
Nathan Williams	42-25	35	52	67.3
Kevin Cone	40-1	27	30	90.0
Daniel Beshore	28-41	29	52	55.8
Bill Graham	44-22	39	52	75.0
Paul LaCrosse	42-21	47	68	69.1
Lowell Davis	37-41	39	60	65.0
Ridgeway Leggett	40-17	34	48	70.8
Wayne Luoma	40-8	36	46	78.3
Nick Audette	40-15	34	46	73.9
Bill MacIntyre	35-40	57	80	71.3
Jesse Gonzales	22-40	35	50	70.0
Jim Knisley	25-42	63	84	75.0
Walter Ray Williams Jr.	35-40	57	74	77.0
Mark Seibold	19-40	43	58	74.1
Kevin Hollister	7-40	21	36	58.3
Steve Kuchcinski	30-42	62	82	75.6
Art Tyson	45-24	54	66	81.8
Dale Lipovsky	19-41	35	52	67.3
Don Gregson	42-32	38	54	70.4
John Kapnis	30-42	52	78	66.7
Oscar Manns	42-32	47	64	73.4
Alan Francis	21-41	49	64	76.6
Merlin Potts	42-3	27	36	75.0
Charles Killgore	42-29	49	70	70.0
Ben Wiedrich	40-29	54	72	75.0

WINS-15 LOSSES-16 1342 1860 72.3

20. ED ARIONUS—CA

Opponent	Score	R	SP	%
Art Sperber	45-30	40	58	69.0
Ben Wiedrich	41-27	43	58	74.1
Charles Killgore	28-44	36	64	56.3
Oscar Manns	16-40	39	62	62.9
Jesse Gonzales	20-41	34	52	65.4
Don Gregson	40-17	33	48	68.8
Steve Kuchcinski	29-42	65	86	75.6
Merlin Potts	35-43	38	62	61.3
Kevin Hollister	15-41	27	44	61.4
Jim Knisley	12-42	39	58	67.2
Walter Ray Williams Jr.	29-42	66	86	76.7
Dale Lipovsky	32-42	48	70	68.6
John Kapnis	28-40	42	62	67.7
Art Tyson	42-35	49	68	72.1
Mark Seibold	10-42	22	40	55.0
Alan Francis	0-40	9	24	37.5
Lowell Davis	34-40	39	62	62.9
Ridgeway Leggett	6-40	25	42	59.5
Kevin Cone	39-42	53	74	71.6
Nathan Williams	37-40	61	82	74.4
Jerry Holt	38-40	41	64	64.1
Bill MacIntyre	44-29	51	70	72.9
Elwyn Cooper	40-38	67	90	74.4
Richard Pintor	22-42	26	44	59.1
Paul LaCrosse	41-18	29	44	65.9
Bill Graham	43-19	32	48	66.7
Barry Chapelle	40-29	44	62	71.0
Wayne Luoma	40-32	45	72	62.5
Daniel Beshore	40-36	34	54	63.0
Roger Potts	40-38	57	80	71.3
Nick Audette	42-16	27	44	61.4

WINS-13 LOSSES-18 1261 1874 67.3

MEN'S CHAMPIONSHIP FINALS—(Continued)

21. LOWELL DAVIS—OR

Opponent	Score	R	SP	%
Jim Knisley	16-40	41	60	68.3
Walter Ray Williams Jr.	3-42	26	40	65.0
Dale Lipovsky	9-42	27	44	61.4
Kevin Hollister	38-44	41	66	62.1
Art Tyson	19-41	34	52	65.4
Mark Seibold	8-40	13	30	43.3
Alan Francis	37-41	55	74	74.3
John Kapnis	41-21	49	64	76.6
Ben Wiedrich	24-42	18	46	39.1
Charles Killgore	33-42	31	50	62.0
Oscar Manns	41-25	45	56	80.4
Art Sperber	41-37	39	60	65.0
Don Gregson	15-42	24	46	52.2
Steve Kuchcinski	40-39	61	80	76.3
Merlin Potts	41-19	47	60	78.3
Jesse Gonzales	20-42	32	52	61.5
Ed Arionus	40-34	41	62	66.1
Daniel Beshore	40-16	30	46	65.2
Roger Potts	16-42	27	44	61.4
Nick Audette	32-41	40	64	62.5
Wayne Luoma	2-41	33	54	61.1
Paul LaCrosse	41-25	36	58	62.1
Bill Graham	41-10	37	48	77.1
Barry Chapelle	35-40	45	72	62.5
Richard Pintor	42-9	45	54	83.3
Jerry Holt	19-41	38	58	65.5
Bill MacIntyre	22-40	44	66	66.7
Elwyn Cooper	37-41	54	80	67.5
Nathan Williams	ro-39	4066	60.60	
Kevin Cone	41-14	25	38	65.8
Ridgeway Leggett	43-38	43	64	67.2
WINS-13	LOSSES-18	1161	1754	66.2

23. BEN WIEDRICH—OR

Opponent	Score	R	SP	%
Elwyn Cooper	38-42	53	74	71.6
Ed Arionus	27-41	38	58	65.5
Barry Chapelle	40-27	38	54	70.4
Roger Potts	44-19	45	56	80.4
Kevin Cone	36-40	48	72	66.7
Jerry Holt	40-36	45	62	72.6
Richard Pintor	40-36	52	78	66.7
Nathan Williams	40-29	47	64	73.4
Lowell Davis	42-24	24	46	52.2
Daniel Beshore	40-8	36	42	85.7
Bill Graham	42-5	26	32	81.3
Paul LaCrosse	40-25	45	58	77.6
Bill MacIntyre	36-41	53	72	73.6
Ridgeway Leggett	35-40	49	68	72.1
Wayne Luoma	20-40	40	60	66.7
Nick Audette	16-41	28	48	58.3
Jim Knisley	38-41	38	60	63.3
Walter Ray Williams Jr.	8-42	26	42	61.9
Mary Seibold	37-41	62	84	73.8
Jesse Gonzales	35-40	49	70	70.0
Steve Kuchcinski	9-43	30	48	62.5
Art Tyson	9-40	25	42	59.5
Dale Lipovsky	22-41	44	62	71.0
Kevin Hollister	16-43	27	48	56.3
John Kapnis	39-41	51	68	75.0
Oscar Manns	42-18	42	52	80.8
Alan Francis	12-40	31	46	67.4
Don Gregson	19-40	40	58	69.0
Charles Killgore	41-38	52	72	72.2
Merlin Potts	45-30	37	54	68.5
Art Sperber	29-40	52	72	72.2
WINS-12	LOSSES-19	1273	1822	69.9

22. CHARLES KILLGORE—MO

Opponent	Score	R	SP	%
Roger Potts	22-44	25	46	54.3
Elwyn Cooper	26-41	43	60	71.7
Ed Arionus	44-28	42	64	65.6
Barry Chapelle	43-20	49	62	79.0
Nathan Williams	19-42	47	66	71.2
Kevin Cone	24-45	42	62	67.7
Jerry Holt	43-22	36	46	78.3
Richard Pintor	42-29	29	46	63.0
Paul LaCrosse	40-38	36	58	62.1
Lowell Davis	42-33	34	50	68.0
Daniel Beshore	40-10	25	40	62.5
Bill Graham	17-40	24	42	57.1
Nick Audette	18-43	30	48	62.5
Bill MacIntyre	40-37	53	76	69.7
Ridgeway Leggett	39-40	48	66	72.7
Wayne Luoma	41-30	49	64	76.6
Walter Ray Williams Jr.	30-41	47	62	75.8
Mark Seibold	35-40	76	98	77.6
Jesse Gonzales	40-17	34	44	77.3
Jim Knisley	9-41	37	52	71.2
Art Tyson	26-40	59	80	73.8
Dale Lipovsky	44-19	47	56	83.9
Kevin Hollister	20-42	27	46	58.7
Steve Kuchcinski	31-40	58	76	76.3
Oscar Manns	36-41	64	84	76.2
Alan Francis	17-40	34	52	65.4
Don Gregson	14-43	33	54	61.1
John Kapnis	16-42	32	52	61.5
Ben Wiedrich	38-41	51	72	70.8
Art Sperber	29-42	45	70	64.3
Merlin Potts	41-27	47	62	75.8
WINS-12	LOSSES-19	1303	1856	70.2

24. KEVIN CONE—IA

Opponent	Score	R	SP	%
Don Gregson	42-39	46	70	65.7
Steve Kuchcinski	38-43	47	64	73.4
Merlin Potts	41-36	36	54	66.7
Jesse Gonzales	18-40	32	50	64.0
Ben Wiedrich	40-36	48	72	66.7
Charles Killgore	45-24	49	62	79.0
Oscar Manns	41-32	48	64	75.0
Art Sperber	1-40	14	30	46.7
Art Tyson	38-42	49	72	68.1
Mark Seibold	22-40	53	68	77.9
Alan Francis	32-40	37	56	66.1
John Kapnis	28-42	44	62	71.0
Jim Knisley	33-40	58	74	78.4
Walter Ray Williams Jr.	7-43	28	44	63.6
Dale Lipovsky	27-40	45	62	72.6
Kevin Hollister	29-40	35	56	62.5
Roger Potts	29-42	44	64	68.8
Nick Audette	39-40	52	76	68.4
Ed Arionus	42-39	54	74	73.0
Daniel Beshore	40-8	32	38	84.2
Bill Graham	43-29	29	50	58.0
Barry Chapelle	34-41	46	70	65.7
Wayne Luoma	25-43	26	50	52.0
Paul LaCrosse	42-15	34	46	73.9
Bill MacIntyre	44-26	42	62	67.7
Elwyn Cooper	18-42	29	46	63.0
Richard Pintor	26-42	40	60	66.7
Jerry Holt	20-40	25	46	54.3
Ridgeway Leggett	31-41	44	70	62.9
Lowell Davis	14-41	17	38	44.7
Nathan Williams	22-41	33	60	55.0
WINS-10	LOSSES-21	1216	1810	67.2

MEN'S CHAMPIONSHIP FINALS—(Continued)

25. NICK AUDETTE—MN

Opponent	Score	R	SP	%
Mark Seibold	22-41	0	80	75.0
Alan Francis	0-41	10	26	38.5
John Kapnis	42-20	47	60	78.3
Art Tyson	24-44	40	60	66.7
Walter Ray Williams Jr.	0-40	13	28	46.4
Dale Lipovsky	27-42	44	64	68.8
Kevin Hollister	13-42	42	62	67.7
Jim Knisley	28-40	35	50	70.0
Steve Kuchcinski	13-42	31	56	55.4
Merlin Potts	18-40	32	56	57.1
Jesse Gonzales	9-41	35	52	67.3
Don Gregson	26-42	45	66	68.2
Charles Killgore	43-18	38	48	79.2
Oscar Manns	31-42	51	70	72.9
Art Sperber	15-40	26	46	56.5
Ben Wiedrich	41-16	37	48	77.1
Ridgeway Leggett	26-40	37	58	63.8
Kevin Cone	40-39	52	76	68.4
Nathan Williams	23-42	28	46	60.9
Lowell Davis	41-32	45	64	70.3
Bill MacIntyre	2-40	17	36	47.2
Elwyn Cooper	41-27	48	66	72.7
Richard Pintor	40-34	36	54	66.7
Jerry Holt	11-41	19	38	50.0
Bill Graham	41-18	30	40	75.0
Barry Chapelle	40-20	29	44	65.9
Wayne Luoma	40-35	31	52	59.6
Paul LaCrosse	13-40	30	52	57.7
Roger Potts	19-43	22	40	55.0
Daniel Beshore	25-41	35	60	58.3
Ed Arionus	16-42	20	44	45.5

WINS-10 LOSSES-21 1065 1642 64.9

27. ROGER POTTS—KS

Opponent	Score	R	SP	%
Charles Killgore	44-22	32	46	69.6
Oscar Manns	40-38	51	74	68.9
Art Sperber	33-40	49	70	70.0
Ben Wiedrich	19-44	37	56	66.1
Steve Kuchcinski	5-45	18	36	50.0
Merlin Potts	34-41	38	60	63.3
Jesse Gonzales	29-40	31	50	62.0
Don Gregson	41-39	59	76	77.6
Walter Ray Williams Jr.	8-41	29	46	63.0
Dale Lipovsky	6-41	23	40	57.5
Kevin Hollister	23-42	45	70	64.3
Jim Knisley	11-45	21	38	55.3
Mark Seibold	10-45	41	62	66.1
Alan Francis	16-40	20	38	52.6
John Kapnis	32-40	38	62	61.3
Art Tyson	14-42	29	48	60.4
Kevin Cone	42-29	48	64	75.0
Nathan Williams	24-40	41	62	66.1
Lowell Davis	42-16	35	44	79.5
Ridgeway Leggett	23-41	34	52	65.4
Elwyn Cooper	16-40	40	60	66.7
Richard Pintor	30-42	42	66	63.6
Jerry Holt	19-42	26	44	59.1
Bill MacIntyre	26-41	41	64	64.1
Barry Chapelle	23-40	27	59	54.0
Wayne Luoma	40-28	45	62	72.6
Paul LaCrosse	42-32	46	62	74.2
Bill Graham	40-36	40	60	66.7
Nick Audette	43-19	30	40	75.0
Ed Arionus	38-40	55	80	68.8
Daniel Beshore	31-41	66	88	75.0

WINS-9 LOSSES-22 1177 1770 66.5

26. MERLIN POTTS—KS

Opponent	Score	R	SP	%
Richard Pintor	41-27	45	62	72.6
Nathan Williams	29-40	48	68	70.6
Kevin Cone	36-41	34	54	63.0
Jerry Holt	15-40	48	64	75.0
Barry Chapelle	40-30	48	70	68.6
Roger Potts	41-34	41	60	68.3
Elwyn Cooper	27-45	38	62	61.3
Ed Arionus	43-35	40	62	64.5
Wayne Luoma	42-26	3	56	66.1
Nick Audette	40-18	38	56	67.9
Bill MacIntyre	34-42	42	60	70.0
Ridgeway Leggett	28-40	49	70	70.0
Bill Graham	40-36	49	72	68.1
Paul LaCrosse	42-54	40	58	69.0
Lowell Davis	19-41	41	60	68.3
Daniel Beshore	40-25	25	42	59.5
Mark Seibold	17-42	27	46	58.7
Jesse Gonzales	13-41	38	54	70.4
Jim Knisley	2-40	23	40	57.5
Walter Ray Williams Jr.	9-40	32	48	66.7
Dale Lipovsky	39-45	35	58	60.3
Kevin Hollister	41-38	42	64	65.6
Steve Kuchcinski	16-41	19	38	50.0
Art Tyson	13-42	28	50	56.0
Alan Francis	1-42	21	38	55.3
Don Gregson	19-40	21	42	50.0
John Kapnis	24-41	33	54	61.1
Oscar Manns	20-40	20	42	47.6
Art Sperber	3-42	16	36	44.4
Ben Wiedrich	30-45	32	54	59.3
Charles Killgore	27-41	42	62	67.7

WINS-10 LOSSES-21 1092 1702 64.2

28. DANIEL BESHORE—PA

Opponent	Score	R	SP	%
Kevin Hollister	8-40	20	42	47.6
Jim Knisley	15-41	32	50	64.0
Walter Ray Williams Jr.	5-45	19	38	50.0
Dale Lipovsky	45-27	41	58	70.7
John Kapnis	9-44	44	66	66.7
Art Tyson	39-42	68	94	72.3
Mark Seibold	12-42	18	36	50.0
Alan Francis	7-43	15	40	37.5
Art Sperber	41-28	33	52	63.5
Ben Wiedrich	8-40	25	42	59.5
Charles Killgore	10-40	17	40	42.5
Oscar Manns	29-44	44	66	66.7
Jesse Gonzales	43-30	51	68	75.0
Don Gregson	16-44	38	58	65.5
Steve Kuchcinski	12-42	18	36	50.0
Merlin Potts	23-40	21	42	50.0
Nathan Williams	18-42	35	52	67.3
Lowell Davis	16-40	23	46	50.0
Ridgeway Leggett	23-42	30	54	55.6
Kevin Cone	8-40	21	38	55.3
Richard Pintor	25-42	39	60	60.0
Jerry Holt	16-43	36	54	66.7
Bill MacIntyre	40-32	51	74	68.9
Elwyn Cooper	4-45	18	36	50.0
Wayne Luoma	41-34	58	86	67.4
Paul LaCrosse	15-45	19	40	47.5
Bill Graham	41-31	45	72	62.5
Barry Chapelle	40-37	31	62	50.0
Ed Arionus	36-40	31	54	57.4
Nick Audette	41-25	42	60	70.0
Roger Potts	41-31	69	88	78.4

WINS-9 LOSSES-22 1052 1704 61.7

MEN'S CHAMPIONSHIP FINALS—(Continued)

29. BARRY CHAPELLE—OR

Opponent	Score	R	SP	%
Oscar Manns	8-40	15	34	44.1
Art Sperber	25-42	38	56	67.9
Ben Wiedrich	27-40	34	54	63.0
Charles Killgore	20-43	42	62	67.7
Merlin Potts	30-40	45	70	64.3
Jesse Gonzales	25-40	41	64	64.1
Don Gregson	33-44	36	56	64.3
Steve Kuchcinski	40-39	41	64	64.1
Dale Lipovsky	19-42	20	36	55.6
Kevin Hollister	5-40	28	46	60.9
Jim Knisley	19-41	53	72	73.6
Walter Ray Williams Jr.	4-41	25	42	59.5
Alan Francis	42-32	66	86	76.7
John Kapnis	20-42	39	56	69.6
Art Tyson	23-40	33	54	61.1
Mark Seibold	32-40	40	60	66.7
Bill MacIntyre	18-41	26	48	54.2
Elwyn Cooper	23-40	42	64	65.6
Richard Pintor	20-40	24	44	54.5
Jerry Holt	31-40	39	62	62.9
Ridgeway Leggett	29-42	46	70	65.7
Kevin Cone	41-34	48	70	68.6
Nathan Williams	8-41	22	42	52.4
Lowell Davis	40-35	46	72	63.9
Roger Potts	40-23	31	50	62.0
Nick Audette	20-40	22	44	47.7
Ed Arionus	29-40	40	62	64.5
Daniel Beshore	37-40	29	62	46.8
Bill Graham	44-13	28	38	73.7
Paul LaCrosse	12-40	15	32	46.9
Wayne Luoma	43-27	31	52	59.6

WINS-7 LOSSES-24 1084 1724 62.9

30. WAYNE LUOMA—OH

Opponent	Score	R	SP	%
Alan Francis	19-43	29	52	55.8
John Kapnis	26-42	53	72	73.6
Art Tyson	21-42	40	60	66.7
Mark Seibold	16-45	26	46	56.5
Dale Lipovsky	26-40	39	58	67.2
Kevin Hollister	18-42	41	58	70.7
Jim Knisley	26-40	30	50	60.0
Walter Ray Williams Jr.	11-40	42	60	70.0
Merlin Potts	26-42	33	56	58.9
Jesse Gonzales	32-42	52	74	70.3
Don Gregson	16-45	32	54	59.3
Steve Kuchcinski	42-37	61	80	76.3
Oscar Manns	18-40	32	48	66.7
Art Sperber	8-40	26	46	56.5
Ben Wiedrich	40-20	46	60	76.7
Charles Killgore	30-41	45	64	70.3
Jerry Holt	40-39	49	72	68.1
Bill MacIntyre	10-40	26	44	59.1
Elwyn Coper	24-40	33	48	68.8
Richard Pintor	27-41	45	66	68.2
Lowell Davis	41-20	40	54	74.1
Ridgeway Leggett	37-41	41	62	66.1
Kevin Cone	43-25	31	50	62.0
Nathan Williams	30-42	50	74	67.6
Daniel Beshore	34-41	58	86	67.4
Roger Potts	28-40	43	62	69.4
Nick Audette	35-40	30	52	57.7
Ed Arionus	32-40	45	72	62.5
Paul LaCrosse	30-42	28	48	58.3
Bill Graham	40-17	25	42	59.5
Barry Chapelle	27-43	27	52	51.9

WINS-6 LOSSES-25 1198 1822 65.8

31. PAUL LaCROSSE—CO

Opponent	Score	R	SP	%
Walter Ray Williams Jr.	6-44	18	34	52.9
Dale Lipovsky	9-41	13	30	43.3
Kevin Hollister	23-40	48	70	68.6
Jim Knisley	15-40	43	60	71.7
Mark Seibold	32-43	43	62	69.4
Alan Francis	33-42	34	52	65.4
John Kapnis	30-44	36	56	64.3
Art Tyson	18-41	34	56	60.7
Charles Killgore	38-40	36	58	62.1
Oscar Manns	26-44	46	66	69.7
Art Sperber	21-42	42	68	61.8
Ben Wiedrich	25-40	40	58	69.0
Steve Kuchcinski	14-40	25	42	59.5
Merlin Potts	34-42	37	58	63.8
Jesse Gonzales	12-40	35	56	62.5
Don Gregson	28-41	33	54	61.1
Richard Pintor	32-40	35	60	58.3
Jerry Holt	4-41	16	34	47.1
Bill MacIntyre	19-40	38	58	65.5
Elwyn Cooper	7-44	9	30	30.0
Nathan Williams	20-44	30	50	60.0
Lowell Davis	25-41	32	58	55.2
Ridgeway Leggett	16-40	28	48	58.3
Kevin Cone	15-42	27	46	58.7
Ed Arionus	18-41	22	44	50.0
Daniel Beshore	45-15	30	40	75.0
Roger Potts	32-42	43	62	69.4
Nick Audette	40-13	37	52	71.2
Wayne Luoma	42-30	34	48	70.8
Barry Chapelle	40-12	25	32	78.1
Bill Graham	41-19	32	48	66.7

WINS-5 LOSSES-26 1001 1590 63.0

32. BILL GRAHAM—OR

Opponent	Score	R	SP	%
Dale Lipovsky	20-42	28	52	53.8
Kevin Hollister	42-38	42	62	67.7
Jim Knisley	25-41	39	56	69.6
Walter Ray Williams Jr.	3-45	40	60	66.7
Alan Francis	34-41	48	70	68.6
John Kapnis	17-40	31	52	59.6
Art Tyson	19-41	36	56	64.3
Mark Seibold	10-40	19	42	45.2
Oscar Manns	6-41	11	26	42.3
Art Sperber	22-44	31	52	59.6
Ben Wiedrich	5-42	14	32	43.8
Charles Killgore	40-17	32	42	76.2
Merlin Potts	36-40	50	72	69.4
Jesse Gonzales	33-42	40	64	62.5
Don Gregson	4-44	18	36	50.0
Steve Kuchcinski	31-41	33	52	63.5
Elwyn Cooper	21-41	34	52	65.4
Richard Pintor	7-40	20	38	52.6
Jerry Holt	37-42	60	80	75.0
Bill MacIntyre	16-45	22	42	52.4
Kevin Cone	29-43	26	50	52.0
Nathan Williams	34-41	59	82	72.0
Lowell Davis	10-41	28	48	58.3
Ridgeway Leggett	3-40	10	24	41.7
Nick Audette	18-41	22	40	55.0
Ed Arionus	19-43	24	48	50.0
Daniel Beshore	31-41	42	72	58.3
Roger Potts	36-40	40	60	66.7
Barry Chapelle	13-44	19	38	50.0
Wayne Luoma	17-40	18	42	42.9
Paul LaCrosse	19-41	24	48	50.0

WINS-2 LOSSES-29 960 1590 60.4

COVER PICTURE—New Horseshoe Court Facility in Bakersfield, California. Left to right: Wally Shipley, Past NHPA President; Frank Frabbi, Park Superintendent; and Bill Carroll, President Bakersfield Club.

NEW HORSESHOE COURT FACILITY FOR SOUTHERN CALIF.

By **WALLY SHIPLEY**

A year ago Frank Frabbi, Park Superintendent of Bakersfield, CA, called me concerning a Horseshoe Court Layout.

On behalf of Bakersfield I am happy to announce the BEAUTIFUL 15 CLAY COURTS WITH LIGHTS and 50 CAR PARKING AREA are now ready for the California Annual Police Olympics June 24-25. After this event they will be available for the Bakersfield Club and general public.


Courts are located in Beach Park at Oak Street and 21st Street off Highway 99 and Rosedale Highway (178). This facility will be one of the top Horseshoe Courts for the S.C.H.P.A. to pitch on.

Bill Carroll, President of the Bakersfield Club, tells me they now have 30 club members. His goal for 1989 is 100 members. With Bill's enthusiasm and these outstanding courts how can he not accomplish his goal? Good luck, Bakersfield, and good pitching and congratulations on a job well done, Frank Frabbi.

W. T. DATES FOR 1989—JULY 17 thru JULY 30

OUR DIRECTION IS
TOWARD HORSESHOE PERFECTION

STAR

Stainless  Horseshoes



\$74 per pair
postpaid

WHEN YOU SPEND HUNDREDS OF HOURS PRACTICING TO BE THE BEST HORSESHOE PITCHER YOU CAN BE. DOESN'T IT MAKE SENSE TO PITCH THE ONLY PRECISION CRAFTED HORSESHOE? YOU CAN BE SURE THAT EACH SHOE PITCHED IS LIKE IT'S MATE. NOT ONLY IN WEIGHT BUT ALSO WITHIN A FEW THOUSANDTH'S OF THEIR DESIGNED SHAPE.

ORIGINALLY HAND CRAFTED BY THE INVENTOR TO ACHIEVE THE PROPER CENTER BALANCE MAKING IT EASIER FOR EACH PLAYER TO PITCH A FLATTER MORE OPEN SHOE. ALLOWING YOU HIGHER RINGER AVERAGES.

THE LEVEL OF COMPETITION TODAY IS SO HIGH THAT EVEN THE SMALLEST IMPROVEMENT IN SHOE EQUIPMENT USED WILL BE A VERY LARGE FACTOR IN YOUR OVERALL PERFORMANCE.

"STAR STAINLESS" HORSESHOES ARE CRAFTED BY A NEW HAMPSHIRE COMPANY USING THE LATEST IN STATE-OF-THE-ART TECHNOLOGY RESULTING IN A TOP QUALITY HORSESHOE FOR THE PROFESSIONAL PITCHER.

ALL OF THE ABOVE IMPROVEMENTS CAN HELP YOU REACH YOUR ULTIMATE GOALS AND GIVE YOU THE COMPETITIVE EDGE.

NHPA Approved, all stars are dead soft and they weigh 2 lbs. 8 oz.

Send Check or Money Order to
ALFRED R. BOUDREAU, JR., 301-A OLD IPSWICH RD., RINDGE, N.H. 03461.

(ALSO AVAILABLE THROUGH YOUR N.H.P.A. DEALER)

MEN'S CLASS A—FINALS

	W	L	R	SP	%
Jeff Williams, CA	7	2	246	360	68.3
Roger Poutanen, WI	6	3	237	360	65.8
Dave Loucks, CA	6	3	220	360	61.1
Steven Wyrill, CA	5	4	212	360	58.9
Kevin McLachlin, CN	4	5	235	360	65.3
John McCutcheon, CA	4	5	229	360	63.6
Norman Rousey, AK	4	5	220	360	61.1
Herbert Criss, WA	4	5	219	360	60.8
Gerald Gorton, OR	4	5	203	360	56.4
Louie Montoya, NM	1	8	201	360	55.8

1. JEFF WILLIAMS—CA

Opponent	Score	R	SP	%
Steven Wyrill	28-26	25	40	62.5
Herbert Criss	39-20	28	40	70.0
Dave Loucks	31-21	25	40	62.5
Gerald Loucks	31-21	25	40	62.5
Gerald Gorton	25-18	25	40	62.5
Louie Montoya	30-10	29	40	72.5
Kevin McLachlin	12-30	25	40	62.5
Norman Rousey	21-27	23	40	57.5
Roger Poutanen	33-9	33	40	82.5
John McCutcheon	24-19	33	40	82.5
WINS-7 LOSSES-2		246	360	68.3

2. ROGER POUTANEN—WI

Opponent	Score	R	SP	%
Norman Rousey	23-18	26	40	65.0
John McCutcheon	23-20	25	40	62.5
Gerald Gorton	29-28	24	40	60.0
Dave Loucks	16-30	25	40	62.5
Steven Wyrill	37-5	32	40	80.0
Herbert Criss	24-10	28	40	70.0
Kevin McLachlin	22-24	26	40	65.0
Jeff Williams	9-33	25	40	62.5
Louie Montoya	25-20	26	40	65.0
WINS-6 LOSSES-3		237	360	65.8

3. DAVE LOUCKS—CA

Opponent	Score	R	SP	%
Louie Montoya	38-14	28	40	70.0
Kevin McLachlin	19-18	29	40	72.5
Jeff Williams	21-31	21	40	52.5
Roger Poutanen	30-16	29	40	72.5
John McCutcheon	19-23	25	40	62.5
Norman Rousey	16-41	20	40	50.0
Steven Wyrill	30-29	22	40	55.0
Herbert Criss	28-17	26	40	65.0
Gerald Gorton	39-20	20	40	50.0
WINS-6 LOSSES-3		220	360	61.1

4. STEVEN WYRILL—CA

Opponent	Score	R	SP	%
Jeff Williams	26-28	25	40	62.5
Louie Montoya	27-21	22	40	55.0
Kevin McLachlin	37-16	29	40	72.5
Norman Rousey	33-19	27	40	67.5
Roger Poutanen	5-37	22	40	55.0
John McCutcheon	36-9	24	40	60.0
Dave Loucks	29-30	21	40	52.5
Gerald Gorton	29-12	23	40	57.5
Herbert Criss	22-37	19	40	47.5
WINS-5 LOSSES-4		212	360	58.9

5. KEVIN McLACHLIN—CN

Opponent	Score	R	SP	%
Herbert Criss	12-30	24	40	60.0
Dave Loucks	18-19	30	40	75.0
Steven Wyrill	16-37	21	40	52.5
Louie Montoya	30-19	27	40	67.5
Gerald Gorton	15-25	24	40	60.0
Jeff Williams	30-12	30	40	75.0
Roger Poutanen	24-22	26	40	65.0
John McCutcheon	17-26	25	40	62.5
Norman Rousey	35-21	28	40	70.0
WINS-4 LOSSES-5		235	360	65.3

6. JOHN McCUTCHEON—CA

Opponent	Score	R	SP	%
Gerald Gorton	23-25	28	40	70.0
Roger Poutanen	20-23	25	40	62.5
Norman Rousey	16-35	23	40	57.5
Herbert Criss	25-14	26	40	65.0
Dave Loucks	23-19	27	40	67.5
Steven Wyrill	9-36	16	40	40.0
Louie Montoya	37-17	26	40	65.0
Kevin McLachlin	26-17	27	40	67.5
Jeff Williams	19-24	31	40	77.5
WINS-4 LOSSES-5		229	360	63.6

MEN'S CLASSES—(Continued)

7. NORMAN ROUSEY—AK

Opponent	Score	R	SP	%
Roger Poutanen	18-23	24	40	60.0
Gerald Gorton	19-26	24	40	60.0
John McCutcheon	35-16	29	40	72.5
Steven Wyrill	19-33	23	40	57.5
Herman Criss	31-23	25	40	62.5
Dave Loucks	41-16	28	40	70.0
Jeff Williams	27-21	26	40	65.0
Louie Montoya	13-31	18	40	45.0
Kevin McLachlin	21-35	23	40	57.5
WINS-4 LOSSES-5		220	360	61.1

9. GERALD GORTON—OR

Opponent	Score	R	SP	%
John McCutcheon	25-23	29	40	72.5
Norman Rousey	26-19	26	40	65.0
Roger Poutanen	28-29	23	40	57.5
Jeff Williams	18-25	21	40	52.5
Kevin McLachlin	25-15	27	40	67.5
Louie Montoya	22-19	25	40	62.5
Herbert Criss	18-34	20	40	50.0
Steven Wyrill	12-29	18	40	45.0
Dave Loucks	20-39	14	40	35.0
WINS-4 LOSSES-5		203	360	56.4

8. HERBERT CRISS—WA

Opponent	Score	R	SP	%
Kevin McLachlin	30-12	29	40	72.5
Jeff Williams	20-39	22	40	55.0
Louie Montoya	29-21	26	40	65.0
John McCutcheon	14-25	23	40	57.5
Norman Rousey	23-31	23	40	57.5
Roger Poutanen	10-24	24	40	60.0
Gerald Gorton	34-18	25	40	62.5
Dave Loucks	17-28	22	40	55.0
Steven Wyrill	37-22	25	40	62.5
WINS-4 LOSSES-5		219	360	60.8

10. LOUIE MONTOYA—NM

Opponent	Score	R	SP	%
Dave Loucks	14-38	20	40	50.0
Steven Wyrill	21-27	20	40	50.0
Herbert Criss	21-29	23	40	57.5
Kevin McLachlin	19-30	24	40	60.0
Jeff Williams	10-30	22	40	55.0
Gerald Gorton	19-22	25	40	62.5
John McCutcheon	17-37	20	40	50.0
Norman Rousey	31-13	24	40	60.0
Roger Poutanen	20-25	23	40	57.5
WINS-1 LOSSES-8		201	360	55.8

"GREEOTT GRABBER"

the ultimate ringer keeper



Soft temper 2lb. 8oz. 2lb. 9 oz.

Not JUST another horseshoe. The ultimate shock-absorbing, ringer saving design. Helps prevent loss of solidly hit ringers by rebounding.

Guaranteed against breakage for 1 year from date of purchase. Both shoes must be returned in original box.

\$28.00 pr. plus \$3.00 shipping, handling, to the 48 adjoining states. California residents add 6% tax. High grade steel casting. NOT cast iron. Send checks or money orders to:

"GREEOTT GRABBER" HORSESHOES
c/o Steve Kynard, 1453 Spring Creek Dr.
Woodland, CA 95695

Or from NHPA representatives



MEN'S CLASS B—FINALS

	W	L	R	SP	%
Joseph Gamble, CA	9	0	222	360	61.7
Dale Dombrowsky, OH	8	1	229	360	63.6
George Whittemore, CA	4	5	215	360	59.7
Jim Atwell, CA	4	5	203	360	56.4
Charles Posey, TX	4	5	198	360	55.0
Keith Erickson, UT	4	5	197	360	54.7
Clyde Southern, NC	4	5	193	360	53.6
Ed Domey, MA	3	6	193	360	53.6
Emmett Schroeder, CA	3	6	179	360	49.7
Phil Allen, OH	2	7	184	360	51.1

1. JOSEPH GAMBLE—CA

Opponent	Score	R	SP	%
Emmett Schroeder	35-21	19	40	47.5
Clyde Southern	48-21	25	40	62.5
George Whittemore	32-38	20	40	50.0
Charles Posey	38-15	27	40	67.5
Dale Dombrowsky	30-21	26	40	65.0
Jim Atwell	31-14	26	40	65.0
Ed Domey	38-9	30	40	75.0
Keith Erickson	41-11	27	40	67.5
Phil Allen	33-31	22	40	55.0

WINS-9 LOSSES-0 222 360 61.7

2. DALE COMBROWSKY—OH

Opponent	Score	R	SP	%
Keith Erickson	32-31	26	40	65.0
Phil Allen	36-18	27	40	67.5
Ed Domey	40-18	26	40	65.0
Emmett Schroeder	29-8	26	40	65.0
Joseph Gamble	21-30	23	40	57.5
Clyde Southern	41-20	22	40	55.0
Charles Posey	34-16	26	40	65.0
George Whittemore	30-25	26	40	65.0
Jim Atwell	47-15	27	40	67.5

WINS-8 LOSSES-1 229 360 63.6

3. GEORGE WHITTEMORE—CA

Opponent	Score	R	SP	%
Clyde Southern	42-6	32	40	80.0
Emmett Schroeder	30-23	20	40	50.0
Joseph Gamble	28-32	20	40	50.0
Keith Erickson	18-20	23	40	57.5
Ed Domey	36-23	26	40	65.0
Phil Allen	41-16	23	40	57.5
Jim Atwell	14-42	21	40	52.5
Dale Dombrowsky	25-30	25	40	62.5
Charles Posey	22-29	25	40	62.5

WINS-4 LOSSES-5 215 360 59.7

4. JIM ATWELL—CA

Opponent	Score	R	SP	%
Ed Domey	28-29	24	40	60.0
Keith Erickson	42-31	24	40	60.0
Phil Allen	24-19	22	40	55.0
Clyde Southern	23-39	22	40	55.0
Emmett Schroeder	30-18	21	40	52.5
Joseph Gamble	14-31	21	40	52.5
George Whittemore	42-14	30	40	75.0
Charles Posey	22-33	21	40	52.5
Dale Dombrowsky	15-47	18	40	45.0

WINS-4 LOSSES-5 203 360 56.4

5. CHARLES POSEY—TX

Opponent	Score	R	SP	%
Phil Allen	23-28	24	40	60.0
Ed Domey	33-22	24	40	60.0
Keith Erickson	15-36	15	40	37.5
Joseph Gamble	15-38	19	40	47.5
Clyde Southern	36-10	30	40	75.0
Emmett Schroeder	31-33	16	40	40.0
Dale Dombrowsky	16-34	20	40	50.0
Jim Atwell	33-22	24	40	60.0
George Whittemore	29-22	26	40	65.0

WINS-4 LOSSES-5 198 360 55.0

6. KEITH ERICKSON—UT

Opponent	Score	R	SP	%
Dale Dombrowsky	31-32	26	40	65.0
Jim Atwell	31-42	21	40	52.5
Charles Posey	36-15	22	40	55.0
George Whittemore	20-18	25	40	62.5
Phil Allen	39-9	22	40	55.0
Ed Domey	30-36	21	40	52.5
Emmett Schroeder	41-7	27	40	67.5
Joseph Gamble	11-49	15	40	37.5
Clyde Southern	8-27	18	40	45.0

WINS-4 LOSSES-5 197 360 54.7

7. CLYDE SOUTHERN—NC

Opponent	Score	R	SP	%
George Whittemore	6-42	20	40	50.0
Joseph Gamble	21-48	16	40	40.0
Emmett Schroeder	23-36	21	40	52.5
Jim Atwell	39-23	27	40	67.5
Charles Posey	10-36	21	40	52.5
Dale Dombrowsky	20-41	16	40	40.0
Phil Allen	20-18	23	40	57.5
Ed Domey	34-16	27	40	67.5
Keith Erickson	27-8	22	40	55.0

WINS-4 LOSSES-5 193 360 53.6

8. ED DOMEY—MA

Opponent	Score	R	SP	%
Jim Atwell	29-28	24	40	60.0
Charles Posey	22-33	21	40	52.5
Dale Dombrowsky	18-40	19	40	47.5
Phil Allen	32-29	23	40	57.5
George Whittemore	23-36	22	40	55.0
Keith Erickson	36-30	23	40	57.5
Joseph Gamble	9-38	21	40	52.5
Clyde Southern	16-34	22	40	55.0
Emmett Schroeder	12-39	18	40	45.0

WINS-3 LOSSES-6 193 360 53.6

MEN'S CLASSES—(Continued)

9. EMMETT SCHROEDER—CA

Opponent	Score	R	SP	%
Joseph Gamble	21-35	16	40	40.0
George Whittemore	23-30	18	40	45.0
Clyde Southern	36-23	25	40	62.5
Dale Dombrowsky	8-29	19	40	47.5
Jim Atwell	18-30	18	40	45.0
Charles Posey	33-31	17	40	42.5
Keith Erickson	7-41	16	40	40.0
Phil Allen	20-23	22	40	55.0
Ed Domey	39-12	28	40	70.0
WINS-3 LOSSES-6		179	360	49.7

10. PHIL ALLEN—OH

Opponent	Score	R	SP	%
Charles Posey	28-23	25	40	62.5
Dale Dombrowsky	18-36	22	40	55.0
Jim Atwell	19-24	21	40	52.5
Ed Domey	29-32	22	40	55.0
Keith Erickson	9-39	14	40	35.0
George Whittemore	16-41	15	40	37.5
Clyde Southern	18-20	22	40	55.0
Emmett Schroeder	23-20	22	40	55.0
Joseph Gamble	31-33	21	40	52.5
WINS-2 LOSSES-7		184	360	51.1

MEN'S CLASS C—FINALS

	W	L	R	SP	%
Michael Thorniley, WA	8	1	224	360	62.2
Jim Atwell, CA	6	3	203	360	56.4
Leo Buell, CA	5	4	226	360	62.8
George Whittemore, CA	5	4	217	360	60.3
Verdan Zelmar, CA	5	4	191	360	53.1
Steven Wyrill, CA	4	5	201	360	55.8
Paul McNally, WA	4	5	201	360	55.8
John Buzik, CA	4	5	186	360	51.7
Jim Eozzo, CA	3	6	196	360	54.4
Lloyd Laughlin, CO	1	8	177	360	49.2

1. MICHAEL THORNILEY—WA

Opponent	Score	R	SP	%
John Buzik	44-21	23	40	57.5
Steven Wyrill	17-44	18	40	45.0
Jim Eozzo	30-25	27	40	67.5
Leo Buell	27-21	23	40	57.5
George Whittemore	29-16	25	40	62.5
Paul Monally	41-23	27	40	67.5
Lloyd Laughlin	49-13	25	40	62.5
Jim Atwell	50-1	30	40	75.0
Verdan Zelmar	35-15	26	40	65.0
WINS-8 LOSSES-1		224	360	62.2

2. JIM ATWELL—CA

Opponent	Score	R	SP	%
Paul Monally	27-22	24	40	60.0
Leo Buell	25-23	27	40	67.5
George Whittemore	13-33	24	40	60.0
Verdan Zelmar	23-16	24	40	60.0
Lloyd Laughlin	39-29	23	40	57.5
Steven Wyrill	7-35	17	40	42.5
Jim Eozzo	40-25	24	40	60.0
Michael Thorniley	1-50	16	40	40.0
John Buzik	21-18	24	40	60.0
WINS-6 LOSSES-3		203	360	56.4

3. LEO BUELL—CA

Opponent	Score	R	SP	%
Lloyd Laughlin	22-16	26	40	65.0
Jim Atwell	23-25	26	40	65.0
Verdan Zelmar	37-18	28	40	70.0
Michael Thorniley	21-27	22	40	55.0
John Buzik	20-23	23	40	57.5
Jim Eozzo	21-29	26	40	65.0
Paul McNally	34-19	23	40	57.5
Steven Wyrill	27-22	27	40	67.5
George Whittemore	34-31	25	40	62.5
WINS-5 LOSSES-4		226	360	62.8

4. GEORGE WHITTEMORE—CA

Opponent	Score	R	SP	%
Verdan Zelmar	25-24	21	40	52.5
Lloyd Laughlin	29-22	22	40	55.0
Jim Atwell	33-13	30	40	75.0
Jim Eozzo	17-29	25	40	62.5
Michael Thorniley	16-29	20	40	50.0
John Buzik	20-29	22	40	55.0
Steven Wyrill	37-16	25	40	62.5
Paul Monally	32-12	27	40	67.5
Leo Buell	31-34	25	40	62.5
WINS-5 LOSSES-4		217	360	60.3

5. VERDAN ZELMAR—CA

Opponent	Score	R	SP	%
George Whittemore	24-29	18	40	45.0
Paul McNally	29-26	21	40	52.5
Leo Buell	18-37	21	40	52.5
Jim Atwell	16-23	23	40	57.5
Steven Wyrill	21-15	22	40	55.0
Lloyd Laughlin	43-35	22	40	55.0
John Buzik	30-23	22	40	55.0
Jim Eozzo	38-21	22	40	55.0
Michael Thorniley	15-35	20	40	50.0
WINS-5 LOSSES-4		191	360	53.1

6. STEVEN WYRILL—CA

Opponent	Score	R	SP	%
Jim Eozzo	37-18	25	40	62.5
Michael Thorniley	44-17	26	40	65.0
John Buzik	20-24	23	40	57.5
Lloyd Laughlin	33-13	20	40	50.0
Verdan Zelmar	15-21	22	40	55.0
Jim Atwell	35-7	24	40	60.0
George Whittemore	16-37	18	40	45.0
Leo Buell	22-27	26	40	65.0
Paul McNally	16-42	17	40	42.5
WINS-4 LOSSES-5		201	360	55.8

MEN'S CLASSES—(Continued)

7. PAUL McNALLY—WA

Opponent	Score	R	SP	%
Jim Atwell	22-27	22	40	55.0
VERDAN ZELMAR	26-29	21	40	52.5
Lloyd Laughlin	34-25	23	40	57.5
John Buzik	31-14	24	40	60.0
Jim Eozzo	21-20	26	40	65.0
Michael Thorniley	23-41	21	40	52.5
Leo Buell	19-34	17	40	42.5
George Whittemore	12-32	21	40	52.5
Steven Wyrill	42-16	26	40	65.0
WINS-4 LOSSES-5		201	360	55.8

9. JIM EOZZO—CA

Opponent	Score	R	SP	%
Steven Wyrill	18-37	17	40	42.5
John Buzik	26-19	17	40	42.5
Michael Thorniley	25-30	26	40	65.0
George Whittemore	29-17	28	40	70.0
Paul McNally	20-21	25	40	62.5
Leo Buell	29-21	27	40	67.5
Jim Atwell	25-40	19	40	47.5
Verdan Zelmar	21-38	18	40	45.0
Lloyd Laughlin	23-28	19	40	47.5
WINS-3 LOSSES-6		196	360	54.4

8. JOHN BUZIK—CA

Opponent	Score	R	SP	%
Michael Thorniley	21-44	15	40	37.5
Jim Eozzo	19-26	17	40	42.5
Steven Wyrill	24-20	24	40	60.0
Paul McNally	14-31	18	40	45.0
Leo Buell	23-20	23	40	57.5
George Whittemore	29-20	24	40	60.0
Verdan Zelmar	23-30	21	40	52.5
Lloyd Laughlin	37-27	21	40	52.5
Jim Atwell	18-21	23	40	57.5
WINS-4 LOSSES-5		186	360	51.7

10. LLOYD LAUGHLIN—CO

Opponent	Score	R	SP	%
Leo Buell	16-22	24	40	60.0
George Whittemore	22-29	19	40	47.5
Paul McNally	25-34	20	40	50.0
Steven Wyrill	13-33	17	40	42.5
Jim Atwell	29-39	20	40	50.0
Verdan Zelmar	35-43	20	40	50.0
Michael Thorniley	13-49	15	40	37.5
John Buzik	27-37	20	40	50.0
Jim Eozzo	28-23	22	40	55.0
WINS-1 LOSSES-8		177	360	49.2

MEN'S CLASS D—FINALS

	W	L	R	SP	%
Jesse Starwalt, IL	8	1	206	360	57.2
Leon Moore, CA	5½	3½	187	360	51.9
Roy Reed, MN	5	4	191	360	53.1
Gerald Hollman, CA	5	4	177	360	49.2
Gary Kollman, ID	4½	4½	172	360	47.8
Walter Krowel, CA	4½	4½	170	360	47.2
Lester Grosenbach, CO	4½	4½	162	360	45.0
Otis Hubbard, CA	4	5	179	360	49.7
Jerry Erickson, WA	2	7	157	360	43.6

1. JESSE STARWALT—IL

Opponent	Score	R	SP	%
Otis Hubbard	43-18	27	40	67.5
Jerry Erickson	27-23	17	40	42.5
Ottie Reno	28-26	24	40	60.0
Leon Moore	30-24	22	40	55.0
Gerald Hollman	37-8	25	40	62.5
Walter Krowel	20-26	20	40	50.0
Lester Grosenbach	31-16	23	40	57.5
Roy Reed	26-21	24	40	60.0
Gary Kollman	44-16	24	40	60.0
WINS-8 LOSSES-1		206	360	57.2

3. ROY REED—MN

Opponent	Score	R	SP	%
Walter Krowel	25-25	23	40	57.5
Leon Moore	22-22	22	40	55.0
Gerald Hollman	35-18	22	40	55.0
Otis Hubbard	30-24	23	40	57.5
Ottie Reno	23-32	17	40	42.5
Jerry Erickson	33-1	22	40	55.0
Gary Kollman	37-13	24	40	60.0
Jesse Starwalt	21-26	21	40	52.5
Lester Grosenbach	21-33	17	40	42.5
WINS-5 LOSSES-4		191	360	53.1

2. LEON MOORE—CA

Opponent	Score	R	SP	%
Gerald Hollman	29-17	21	40	52.5
Roy Reed	22-22	22	40	55.0
Walter Krowel	24-31	21	40	52.5
Jesse Starwalt	24-30	19	40	47.5
Gary Kollman	31-32	17	40	42.5
Lester Grosenbach	47-10	25	40	62.5
Otis Hubbard	32-20	17	40	42.5
Jerry Erickson	41-16	22	40	55.0
Ottie Reno	36-14	23	40	57.5
WINS-5½ LOSSES-3½		187	360	51.9

4. GERALD HOLLMAN—CA

Opponent	Score	R	SP	%
Leon Moore	17-29	18	40	45.0
Walter Krowel	50-10	26	40	65.0
Roy Reed	18-35	19	40	47.5
Lester Grosenbach	19-33	16	40	40.0
Jesse Starwalt	8-37	16	40	40.0
Gary Kollman	39-24	18	40	45.0
Ottie Reno	33-26	21	40	52.5
Otis Hubbard	26-10	20	40	50.0
Jerry Erickson	37-22	23	40	57.5
WINS-5 LOSSES-4		177	360	49.2

MEN'S CLASSES—(Continued)

5. GARY KOLLMANN—ID

Opponent	Score	R	SP	%
Ottie Reno	51-11	27	40	67.5
Otis Hubbard	31-15	24	40	60.0
Jerry Erickson	19-32	17	40	42.5
Walter Krowel	32-28	20	40	50.0
Leon Moore	32-31	18	40	45.0
Gerald Hollman	24-39	13	40	32.5
Roy Reed	13-37	16	40	40.0
Lester Grosenbach	24-24	21	40	52.5
Jesse Starwalt	16-44	16	40	40.0

WINS-4½ LOSSES-4½ 172 360 47.8

7. LESTER GROSENBACH—CO

Opponent	Score	R	SP	%
Jerry Erickson	46-29	19	40	47.5
Ottie Reno	34-13	23	40	57.3
Otis Hubbard	17-41	15	40	37.5
Gerald Hollman	33-19	20	40	50.0
Walter Krowel	25-35	15	40	37.5
Leon Moore	10-47	14	40	35.0
Jesse Starwalt	16-31	18	40	45.0
Gary Kollman	24-24	18	40	45.0
Roy Reed	33-21	20	40	50.0

WINS-4½ LOSSES-4½ 162 360 45.0

9. JERRY ERICKSON—WA

Opponent	Score	R	SP	%
Lester Greenbach	29-46	15	40	37.5
Jesse Starwalt	23-27	17	40	42.5
Gary Kollman	32-19	21	40	52.5
Ottie Reno	42-24	21	40	52.5
Otis Hubbard	18-44	16	40	40.0
Roy Reed	21-33	19	40	47.5
Walter Krowel	11-47	15	40	37.5
Leon Moore	16-41	15	40	37.5
Gerald Hollman	22-37	20	40	50.0

WINS-2 LOSSES-7 159 360 44.2

6. WALTER KROWEL—CA

Opponent	Score	R	SP	%
Roy Reed	25-25	23	40	57.5
Gerald Hollman	10-50	13	40	32.5
Leon Moore	31-24	23	40	57.5
Gary Kollman	28-32	18	40	45.0
Lester Grosenbach	35-25	16	40	40.0
Jesse Starwalt	26-20	21	40	52.5
Jerry Erickson	47-11	26	40	65.0
Ottie Reno	15-25	14	40	35.0
Otis Hubbard	16-32	16	40	40.0

WINS-4½ LOSSES-4½ 170 360 47.2

8. OTIS HUBBARD—CA

Opponent	Score	R	SP	%
Jesse Starwalt	18-43	19	40	47.5
Gary Kollman	15-31	19	40	47.5
Lester Grosenbach	41-17	25	40	62.5
Roy Reed	24-30	22	40	55.0
Jerry Erickson	44-18	24	40	60.0
Ottie Reno	27-23	18	40	45.0
Leon Moore	20-32	14	40	35.0
Gerald Hollman	10-26	16	40	40.0
Walter Krowel	32-16	22	40	55.0

WINS-4 LOSSES-5 175 360 49.7

10. OTTIE RENO—OH

Opponent	Score	R	SP	%
Gary Kollman	11-51	14	40	35.0
Lester Grosenbach	13-34	15	40	37.5
Jesse Starwalt	26-28	24	40	60.0
Jerry Erickson	24-42	15	40	37.5
Roy Reed	32-23	22	40	55.0
Otis Hubbard	23-27	16	40	40.0
Gerald Hollman	26-33	19	40	47.5
Walter Krowel	25-15	17	40	42.5
Leon Moore	14-36	15	40	37.5

WINS-2 LOSSES-7 157 360 43.6

MEN'S CLASS E—FINALS

	W	L	R	SP	%
Tom Williams, OR	8	2	195	400	48.8
Dan Bussard, IN	7	3	174	400	43.5
George Gillett, CA	6	3	175	360	48.6
August Fragale, NV	5	4	175	360	48.6
Laurier Guimond, ME	5	4	162	360	45.0
Don Beasley, CA	4	5	169	360	46.9
Doyle Palmer, NV	4	5	155	360	43.1
Gordon Purdum, CA	3	6	143	360	39.7
Gary Dillon, CA	2	7	149	360	41.4
David Peppenger, MT	2	7	148	360	41.1

1. TOM WILLIAMS—OR

Opponent	Score	R	SP	%
Don Beasley	31-27	17	40	42.5
David Peppenger	31-10	15	40	37.5
Doyle Palmer	47-16	25	40	62.5
Dan Bussard	34-25	16	40	40.0
Laurier Guimond	20-36	14	40	35.0
George Gillett	26-30	17	40	42.5
Gary Dillon	55-12	25	40	62.5
August Fragale	23-20	23	40	57.5
Gordon Purdum	46-27	23	40	57.5
Dan Bussard	31-17	20	40	50.0

WINS-7 LOSSES-2 175 400 48.6

2. DAN BUSSARD—IN

Opponent	Score	R	SP	%
George Gillett	24-16	23	40	57.5
Laurier Guimond	33-30	19	40	47.5
Gordon Purdum	33-32	17	40	42.5
Tom Williams	25-34	12	40	30.0
Gary Dillon	31-20	14	40	35.0
August Fragale	23-43	14	40	35.0
David Peppenger	45-27	19	40	47.5
Doyle Palmer	35-24	20	40	50.0
Don Beasley	26-21	20	40	50.0
Tom Williams	17-31	16	40	40.0

WINS-7 LOSSES-3 174 400 43.5

MEN'S CLASSES—(Continued)**3. GEORGE GILLETT—CA**

Opponent	Score	R	SP	%
Dan Bussard	16-24	21	40	52.5
Gordon Purdum	24-32	16	40	40.0
Laurier Guimond	24-23	16	40	40.0
Gary Dillon	40-15	24	40	60.0
August Fragale	16-27	18	40	45.0
Tom Williams	30-26	19	40	47.5
Doyle Palmer	29-25	20	40	50.0
Don Beasley	37-6	23	40	57.5
David Peppenger	34-17	18	40	45.0

WINS-6 LOSSES-3 175 360 48.6

5. LAURIER GUIMOND—ME

Opponent	Score	R	SP	%
Gordon Purdum	49-17	17	40	42.5
Dan Bussard	30-33	18	40	45.0
George Gillett	23-24	18	40	45.0
August Fragle	18-34	16	40	40.0
Tom Williams	36-20	17	40	42.5
Gary Dillon	18-29	19	40	47.5
Don Beasley	30-24	21	40	52.5
David Peppenger	26-25	18	40	45.0
Doyle Palmer	41-23	18	40	45.0

WINS-5 LOSSES-4 162 360 45.0

7. DOYLE PALMER—NV

Opponent	Score	R	SP	%
Gary Dillon	39-17	24	40	60.0
August Fragale	24-23	19	40	47.5
Tom Williams	16-47	14	40	35.0
Gordon Purdum	37-17	21	40	52.5
Don Beasley	18-40	13	40	32.5
David Peppenger	26-23	16	40	40.0
George Gillett	25-29	19	40	47.5
Dan Bussard	24-35	15	40	37.5
Laurier Guimond	23-41	14	40	35.0

WINS-4 LOSSES-5 155 360 43.1

9. GARY DILLON—CA

Opponent	Score	R	SP	%
Doyle Palmer	17-39	16	40	40.0
Don Beasley	28-36	15	40	37.5
David Peppenger	29-34	18	40	45.0
George Gillett	15-40	15	40	37.5
Dan Bussard	20-31	11	40	27.5
Laurier Guimond	29-18	22	40	55.0
Tom Williams	12-55	11	40	27.5
Gordon Purdum	31-23	19	40	47.5
August Fragale	18-20	22	40	55.0

WINS-2 LOSSES-7 149 360 41.4

4. AUGUST FRAGALE—NV

Opponent	Score	R	SP	%
David Peppenger	22-31	17	40	42.5
Doyle Palmer	23-24	19	40	47.5
Don Beasley	27-25	16	40	40.0
Laurier Guimond	34-18	21	40	52.5
George Gillett	27-16	21	40	52.5
Dan Bussard	43-23	20	40	50.0
Gordon Purdum	24-34	13	40	32.5
Tom Williams	20-23	23	40	57.5
Gary Dillon	20-18	25	40	62.5

WINS-5 LOSSES-4 175 360 48.6

6. DON BEASLEY—CA

Opponent	Score	R	SP	%
Tom Williams	27-31	17	40	42.5
Gary Dillon	36-28	18	40	45.0
August Fragale	25-27	15	40	37.5
David Peppenger	38-22	21	40	52.5
Doyle Palmer	40-18	22	40	55.0
Gordon Purdum	40-16	23	40	57.5
Laurier Guimond	24-30	20	40	50.0
George Gillett	6-37	15	40	37.5
Dan Bussard	21-26	18	40	45.0

WINS-4 LOSSES-5 169 360 46.9

8. GORDON PURDUM—CA

Opponent	Score	R	SP	%
Laurier Guimond	17-49	8	40	20.0
George Gillett	32-24	19	40	47.5
Dan Bussard	32-33	16	40	40.0
Doyle Palmer	17-37D	14	40	35.0
David Peppenger	34-21	23	40	57.5
Don Beasley	16-40	16	40	40.0
August Fragale	34-24	15	40	37.5
Gary Dillon	23-31	16	40	40.0
Tom Williams	27-46	16	40	40.0

WINS-3 LOSSES-6 143 360 39.7

10. DAVID PEPPENGER—MT

Opponent	Score	R	SP	%
August Fragale	31-22	19	40	47.5
Tom Williams	10-31	10	40	25.0
Gary Dillon	34-29	20	40	50.0
Don Beasley	22-38	17	40	42.5
Gordon Purdum	21-34	20	40	50.0
Doyle Palmer	23-26	15	40	37.5
Dan Bussard	27-45	15	40	37.5
Laurier Guimond	25-26	17	40	42.5
George Gillett	17-34	15	40	37.5

WINS-2 LOSSES-7 148 360 41.1

HORSESHOE PRO SHOP
STUDIO CITY SUITE 189
2275 WINTER PARKWAY
CUYAHOGA FALLS OHIO 44221



216 - 923 - 9949



MEN'S CLASS F—FINALS

	W	L	R	SP	%
Joe White, CA	9	1	192	400	48.0
Willard Spinks, CA	8	2	192	400	48.0
Bill Whitley, KS	5½	3½	173	360	48.1
Clarence Nelson, NE	5½	3½	142	360	39.4
Vern Gosney, CA	4½	4½	151	360	41.9
Donald Gore, NV	4½	4½	151	360	41.9
Thermon Watkins, CA	4	5	161	360	44.7
Gene Ficek, SD	3½	5½	139	360	38.6
Louis Brock, ID	1	8	135	360	37.5
Paul Williams, WA	0½	8½	136	360	37.8

1. JOE WHITE—CA

Opponent	Score	R	SP	%
Louis Brock	38-28	21	40	52.5
Clarence Nelson	33-12	20	40	50.0
Donald Gore	46-9	23	40	57.5
Vern Gosney	39-25	20	40	50.0
Paul Williams	32-24	16	40	40.0
Thermon Watkins	35-20	16	40	40.0
Bill Whitley	17-30	15	40	37.5
Gene Ficek	39-8	23	40	57.5
Willard Spinks	43-19	20	40	50.0
Willard Spinks	30-26	18	40	45.0

WINS-9 LOSSES-1 192 400 48.0

3. BILL WHITLEY—KS

Opponent	Score	R	SP	%
Clarence Nelson	19-28	17	40	42.5
Donald Gore	30-27	17	40	42.5
Louis Brock	36-22	24	40	60.0
Paul Williams	25-25	18	40	45.0
Thermon Watkins	40-25	23	40	57.5
Vern Gosney	25-27	17	40	42.5
Joe White	30-17	18	40	45.0
Willard Spinks	20-44	16	40	40.0
Gene Ficek	39-20	23	40	57.5

WINS-5½ LOSSES-3½ 173 360 48.1

5. VERN GOSNEY—CA

Opponent	Score	R	SP	%
Paul Williams	38-32	15	40	37.5
Gene Ficek	28-28	18	40	45.0
Thermon Watkins	20-29	15	40	37.5
Joe White	25-39	16	40	40.0
Willard Spinks	26-29	19	40	47.5
Bill Whitley	27-25	17	40	42.5
Louis Brock	41-25	19	40	47.5
Clarence Nelson	29-31	17	40	42.5
Donald Gore	31-26	15	40	37.5

WINS-4½ LOSSES-4½ 151 360 41.9

1. THERMON WATKINS—CA

Opponent	Score	R	SP	%
Gene Ficek	16-31	14	40	35.0
Paul Williams	38-28	20	40	50.0
Vern Gosney	29-20	17	40	42.5
Willard Spinks	23-29	18	40	45.0
Bill Whitley	25-40	19	40	47.3
Joe White	20-35	14	40	35.0
Clarence Nelson	31-17	20	40	50.0
Donald Gore	18-32	16	40	40.0
Louis Brock	42-21	23	40	57.5

WINS-4 LOSSES-5 161 360 44.7

2. WILLARD SPINKS—CA

Opponent	Score	R	SP	%
Donald Gore	39-18	21	40	52.5
Louis Brock	39-16	19	40	47.5
Clarence Nelson	41-8	25	40	62.5
Thermon Watkins	29-23	19	40	47.5
Vern Gosney	29-26	20	40	50.0
Paul Williams	29-14	18	40	45.0
Gene Ficek	37-26	20	40	50.0
Bill Whitley	44-20	22	40	55.0
Joe White	19-43	12	40	30.0
Joe White	26-30	16	40	40.0

WINS-8 LOSSES-2 192 400 48.0

4. CLARENCE NELSON—NE

Opponent	Score	R	SP	%
Bill Whitley	28-19	20	40	50.0
Joe White	12-33	15	40	37.5
Willard Spinks	8-41	15	40	37.5
Donald Gore	23-23	17	40	42.5
Louis Brock	31-21	13	40	32.5
Gene Ficek	22-21	15	40	37.5
Thermon Watkins	17-31	14	40	35.0
Vern Gosney	31-29	16	40	40.0
Paul Williams	28-21	17	40	42.5

WINS-5½ LOSSES-3½ 142 360 39.4

6. DONALD GORE—NV

Opponent	Score	R	SP	%
William Spinks	18-39	14	40	35.0
Bill Whitley	27-30	16	40	40.0
Joe White	9-46	12	40	30.0
Clarence Nelson	23-23	19	40	47.5
Gene Ficek	43-12	18	40	45.0
Louis Brock	26-16	17	40	42.5
Paul Williams	29-10	20	40	50.0
Thermon Watkins	32-18	20	40	50.0
Vern Gosney	26-31	15	40	37.5

WINS-4½ LOSSES-4½ 151 360 41.9

8. GENE FICEK—SD

Opponent	Score	R	SP	%
Thermon Watkins	31-16	17	40	42.5
Vern Gosney	28-28	19	40	47.5
Paul Williams	28-23	18	40	45.0
Louis Brock	33-29	11	40	27.5
Donald Gore	12-43	9	40	22.5
Clarence Nelson	21-22	16	40	40.0
Willard Spinks	26-37	17	40	42.5
Joe White	8-39	14	40	35.0
Bill Whitley	20-39	18	40	45.0

WINS-3½ LOSSES-5½ 139 360 38.6

MEN'S CLASSES—(Continued)

9. LOUIS BROCK—ID

Opponent	Score	R	SP	%
Joe White	28-38	18	40	45.0
Willard Spinks	16-39	13	40	32.5
Bill Whitley	22-36	19	40	47.5
Gene Ficek	29-33	12	40	30.0
Clarence Nelson	21-31	12	40	30.0
Donald Gore	16-26	15	40	37.5
Vern Gosney	25-41	13	40	32.5
Paul Williams	33-16	17	40	42.5
Thermon Watkins	21-42	16	40	40.0
WINS-1	LOSSES-6	135	360	37.5

10. PAUL WILLIAMS—WA

Opponent	Score	R	SP	%
Vern Gosney	32-38	13	40	32.5
Thermon Watkins	28-38	17	40	42.5
Gene Ficek	23-28	16	40	40.0
Bill Whitley	25-25	20	40	50.0
Joe White	24-32	14	40	35.0
Willard Spinks	14-29	15	40	37.5
Donald Gore	10-29	14	40	35.0
Louis Brock	16-33	12	40	30.0
Clarence Nelson	21-28	15	40	37.5
WINS-0½	LOSSES-8½	136	360	37.8

MEN'S CLASS G—FINALS

	W	L	R	SP	%
Irvin Munkel, IA	8	1	173	360	48.1
Jim Buck, CA	7	2	167	360	46.4
Keith Thompson, CO	7	2	141	360	39.2
George Eckstrom, WI	5	4	140	360	38.9
Larry Harmon, OH	4½	4½	137	360	38.1
Everett Snead, CO	4	5	143	360	39.7
Oscar Gonzales, CA	4	5	137	360	38.1
James Jackson, IA	3	6	152	360	42.2
Joe Sadowski, CA	1½	7½	116	360	32.2
William Fonder, CA	1	8	112	360	31.1

1. IRVIN MUNKEL—IA

Opponent	Score	R	SP	%
Larry Harmon	39-20	22	40	55.0
James Jackson	25-21	21	40	52.5
Oscar Gonzales	50-7	24	40	60.0
Keith Thompson	20-30	13	40	32.5
Joe Sadowski	30-22	16	40	40.0
George Eckstrom	38-20	17	40	42.5
Everett Snead	37-29	15	40	37.5
William Fonder	30-13	21	40	52.5
Jim Buck	36-13	24	40	60.0
WINS-8	LOSSES-1	173	360	48.1

2. JIM BUCK—CA

Opponent	Score	R	SP	%
James Jackson	39-23	17	40	42.5
Oscar Gonzales	29-18	14	40	35.0
Larry Harmon	32-15	20	40	50.0
Joe Sadowski	40-31	22	40	55.0
George Eckstrom	46-12	24	40	60.0
Keith Thompson	35-38	16	40	40.0
William Fonder	31-20	21	40	52.5
Everett Snead	31-25	17	40	42.5
Irvin Munkel	13-36	16	40	40.0
WINS-7	LOSSES-2	167	360	46.4

3. KEITH THOMPSON—CO

Opponent	Score	R	SP	%
Everett Snead	12-46	11	40	27.5
George Eckstrom	33-18	19	40	47.5
Joe Sadowski	33-14	17	40	42.5
Irvin Munkel	30-20	15	40	37.5
William Fonder	27-23	13	40	32.5
Jim Buck	38-35	15	40	37.5
Oscar Gonzales	42-17	20	40	50.0
Larry Harmon	31-30	14	40	35.0
James Jackson	7-23	17	40	42.5
WINS-7	LOSSES-2	141	360	39.2

4. GEORGE ECKSTROM—WI

Opponent	Score	R	SP	%
Joe Sadowski	35-31	16	40	40.0
Keith Thompson	18-33	13	40	32.5
Everett Snead	47-4	20	40	50.0
William Fonder	44-12	16	40	40.0
Jim Buck	12-46	12	40	30.0
Irvin Munkel	20-38	12	40	30.0
Larry Harmon	14-39	13	40	32.5
James Jackson	28-27	20	40	50.0
Oscar Gonzales	36-19	18	40	45.0
WINS-5	LOSSES-4	140	360	38.9

5. LARRY HARMON—OH

Opponent	Score	R	SP	%
Irvin Munkel	20-39	15	40	37.5
William Fonder	30-16	11	40	27.5
Jim Buck	15-32	14	40	35.0
Oscar Gonzales	24-31	16	40	40.0
Everett Snead	36-24	16	40	40.0
James Jackson	29-29	18	40	45.0
George Eckstrom	39-14	19	40	47.5
Keith Thompson	30-31	13	40	32.5
Joe Sadowski	35-13	15	40	37.5
WINS-4½	LOSSES-4½	137	360	38.1

6. EVERETT SNEAD—CO

Opponent	Score	R	SP	%
Keith Thompson	46-12	19	40	47.5
Joe Sadowski	48-5	22	40	55.0
George Eckstrom	4-47	8	40	20.0
James Jackson	41-22	22	40	55.0
Larry Harmon	24-36	15	40	37.5
Oscar Gonzales	17-47	12	40	30.0
Irvin Munkel	29-37	13	40	32.5
Jim Buck	25-31	12	40	30.0
William Fonder	43-18	20	40	50.0
WINS-4	LOSSES-5	143	360	39.7

MEN'S CLASSES—(Continued)

7. OSCAR GONZALES—CA

Opponent	Score	R	SP	%
William Fonder	35-24	18	40	45.0
Jim Buck	18-29	12	40	30.0
Irvin Munkel	7-50	11	40	27.5
Larry Harmon	31	19	40	47.5
James Jackson	33-27	16	40	40.0
Everett Snead	47-17	22	40	55.0
Keith Thompson	17-42	14	40	35.0
Joe Sadowski	17-30	12	40	30.0
George Eckstrom	19-36	13	40	32.5
WINS-43	LOSSES-5	137	360	38.1

9. JOE SADOWSKI—CA

Opponent	Score	R	SP	%
George Eckstrom	31-35	13	40	32.5
Everett Snead	5-48	8	40	20.0
Keith Thompson	14-33	11	40	27.5
Jim Buck	31-40	18	40	45.0
Irvin Munkel	22-30	14	40	35.0
William Fonder	26-32	14	40	35.0
James Jackson	27-27	14	40	35.0
Oscar Gonzales	30-17	14	40	35.0
Larry Harmon	13-35	10	40	25.0
WINS-1½	LOSSES-7½	116	360	32.2

8. JAMES JACKSON—IA

Opponent	Score	R	SP	%
Jim Buck	23-39	11	40	27.5
Irvin Munkel	21-25	21	40	52.5
William Fonder	34-14	20	40	50.0
Everett Snead	22-41	16	40	40.0
Oscar Gonzales	27-33	13	40	32.5
Larry Harmon	29-29	18	40	45.0
Joe Sadowski	27-27	14	40	35.0
George Eckstrom	27-28	20	40	50.0
Keith Thompson	23-7	19	40	47.5
WINS-3	LOSSES-6	152	360	42.2

10. WILLIAM FONDER—CA

Opponent	Score	R	SP	%
Oscar Gonzales	24-35	14	40	35.0
Larry Harmon	16-30	7	40	17.5
James Jackson	14-34	14	40	35.0
George Eckstrom	12-44	7	40	17.5
Keith Thompson	23-27	12	40	30.0
Joe Sadowski	32-26	16	40	40.0
Jim Buck	20-31	15	40	37.5
Irvin Munkel	13-30	14	40	35.0
Everett Snead	18-43	13	40	32.5
WINS-1	LOSSES-8	112	360	31.1



D and B NO-CAULK

a lightweight shoe
less effort
more accuracy
cut from steel plate, not cast
guaranteed for 1 year from
date of purchase
2# 2 oz range
NHFA Sanctioned

1 to 5 pr-- \$34.00 including UPS
Over 5 pr-- \$31.50 per pr inc. UPS
Calif Residents add 6% tax

ORDER FROM YOUR GAME RELATED DEALER, OR Direct
DON AND BARAK WRIGHT
210 Rosemary Ln-- Ukiah, CA 95482

MEN'S CLASS H—FINALS

	W	L	R	SP	%
Robert Macke, NV	8	1	157	360	43.6
Jesse Martinez, CA	7	2	188	360	52.2
Bob Champion, CO	6	3	156	360	43.3
Phil Jensen, UT	5	4	164	360	45.6
Jay Bush, CA	4½	4½	143	360	39.7
Ronald Brownell, WI	4	5	146	360	40.6
Harry Slentz, CA	3½	5½	158	360	43.9
Richard Culbertson, OR	2½	6½	149	360	41.4
John Delgado, CA	2½	6½	136	360	37.8
Clair Harris, SD	2	7	135	360	37.5

1. ROBERT MACKE—NV

Opponent	Score	R	SP	%
Ronald Brownell	33-16	21	40	52.5
Harry Slentz	3-58	10	40	25.0
Jesse Martinez	31-21	19	40	47.5
Clair Harris	31-24	13	40	32.5
Richard Culbertson	25-21	21	40	52.5
Phil Jensen	29-22	17	40	42.5
Bob Champion	23-22	22	40	55.0
Jay Bush	33-7	16	40	40.0
John Delgado	27-22	18	40	40

WINS-45.0 LOSSES-8 1 157 360

2. JESSE MARTINEZ43.6—CA

Opponent	Score	R	SP	%
Clair Harris	41-13	25	40	62.5
Richard Culbertson	28-23	21	40	52.5
Robert Macke	21-31	17	40	42.5
Bob Champion	26-28	17	40	42.5
Jay Bush	37-9	22	40	55.0
John Delgado	40-15	20	40	50.0
Phil Jensen	42-17	24	40	60.0
Ronald Brownell	41-10	21	40	52.5
Harry Slentz	32-25	21	40	52.5

WINS-7 LOSSES-2 188 360 52.2

3. BOB CHAMPION—CO

Opponent	Score	R	SP	%
Phil Jensen	27-20	13	40	32.5
John Delgado	23-34	11	40	27.5
Jay Bush	19-31	13	40	32.5
Jesse Martinez	28-26	18	40	45.0
Ronald Brownell	32-13	22	40	55.0
Harry Slentz	32-25	19	40	47.5
Robert Macke	22-25	22	40	55.0
Clair Harris	43-16	21	40	52.5
Richard Culbertson	25-23	17	40	42.5

WINS-6 LOSSES-3 156 360 43.3

4. PHIL JENSEN—UT

Opponent	Score	R	SP	%
Bob Champion	20-27	11	40	27.5
Jay Bush	26-20	22	40	55.0
John Delgado	34-18	22	40	55.0
Richard Culbertson	48-23	19	40	47.5
Clair Harris	38-20	22	40	55.0
Robert Macke	22-29	16	40	40.0
Jesse Martinez	17-42	15	40	37.5
Harry Slentz	29-25	19	40	47.5
Ronald Brownell	24-31	18	40	45.0

WINS-5 LOSSES-4 164 360 45.6

5. JAY BUSH—CA

Opponent	Score	R	SP	%
John Delgado	23-23	18	40	45.0
Phil Jensen	20-26	19	40	47.5
Bob Champion	31-19	16	40	40.0
Harry Slentz	36-17	19	40	47.5
Jesse Martinez	9-37	13	40	32.5
Ronald Brownell	34-29	17	40	42.5
Richard Culbertson	30-28	16	40	40.0
Robert Macke	7-33	10	40	25.0
Clair Harris	13-30	15	40	37.5

WINS-4½ LOSSES-4½ 143 360 39.7

6. RONALD BROWNELL—WI

Opponent	Score	R	SP	%
Robert Macke	16-33	15	40	37.5
Clair Harris	36-25	20	40	50.0
Richard Culbertson	30-17	21	40	52.5
John Delgado	22-43	12	40	30.0
Bob Champion	13-32	16	40	40.0
Jay Bush	29-34	17	40	42.5
Harry Slentz	34-22	13	40	32.5
Jesse Martinez	10-41	11	40	27.5
Phil Jensen	31-24	21	40	52.5

WINS-4 LOSSES-5 146 360 40.6

7. HARRY SLENTZ—CA

Opponent	Score	R	SP	%
Richard Culbertson	25-25	19	40	47.5
Robert Macke	58-3	29	40	72.5
Clair Harris	35-21	17	40	42.5
Jay Bush	17-36	13	40	32.5
John Delgado	32-26	17	40	42.5
Bob Champion	25-32	19	40	47.5
Ronald Brownell	22-34	10	40	25.0
Phil Jensen	25-29	17	40	42.5
Jesse Martinez	25-32	17	40	42.5

WINS-3½ LOSSES-5½ 158 360 43.9

8. RICHARD CULBERTSON—OR

Opponent	Score	R	SP	%
Harry Slentz	25-25	19	40	47.5
Jesse Martinez	23-28	17	40	42.5
Ronald Brownell	17-30	18	40	45.0
Phil Jensen	23-48	10	40	25.0
Robert Macke	21-25	20	40	50.0
Clair Harris	36-29	15	40	37.5
Jay Bush	26-30	14	40	35.0
John Delgado	50-15	19	40	47.5
Bob Champion	23-25	17	40	42.5

WINS-2½ LOSSES-6½ 149 360 41.4

MEN'S CLASSES—(Continued)

9. JOHN DELGADO—CA

Opponent	Score	R	SP	%
Jay Bush	23-23	18	40	45.0
Bob Champion	34-23	16	40	40.0
Phil Jensen	18-34	17	40	42.5
Ronald Brownell	43-22	18	40	45.0
Harry Sientz	26-32	16	40	40.0
Jesse Martinez	15-40	13	40	32.5
Clair Harris	14-41	11	40	27.5
Richard Culbertson	15-50	11	40	27.5
Robert Macke	22-27	16	40	40.0
WINS-2½ LOSSES-6½		136	360	37.8

10. CLAIR HARRIS—SD

Opponent	Score	R	SP	%
Jesse Martinez	13-41	16	40	40.0
Ronald Brownell	25-36	16	40	40.0
Harry Sientz	21-33	13	40	32.5
Robert Macke	24-31	13	40	32.5
Phil Jensen	20-38	15	40	37.5
Richard Culbertson	29-36	13	40	32.5
John Delgado	41-14	18	40	45.0
Bob Champion	16-43	12	40	30.0
Jay Bush	30-13	19	40	47.5
WINS-2 LOSSES-7		135	360	37.5

MEN'S CLASS I—FINALS

	W	L	R	SP	%
Warner Kirlin, OR	9	0	146	360	40.6
Lee Oliver, CA	7	2	146	360	40.6
Larry Hoyt, ND	7	2	138	360	38.3
Fred Wood, CA	5	4	146	360	40.6
Norman Hagey, CA	5	4	120	360	33.3
Marvey Washburn, KS	4	5	130	360	36.1
Ray Bojorques, CA	3	9	135	360	37.5
Roy Siddens, IL	2	7	113	360	31.4
Robert Thomas, CA	2	7	108	360	30.0
Edward Quigley, NJ	1	8	105	360	29.2

1. WARNER KIRLIN—OR

Opponent	Score	R	SP	%
Marven Washburn	32-30	13	40	32.5
Robert Thomas	45-22	21	40	52.5
Lee Oliver	28-26	20	40	50.0
Roy Siddens	36-22	12	40	30.0
Ray Bojorques	25-21	13	40	32.5
Fred Wood	36-19	14	40	35.0
Norman Hagey	54-20	16	40	40.0
Edward Quigley	40-14	19	40	47.5
Larry Hoyt	50-25	18	40	45.0
WINS-9 LOSSES-0		146	360	40.6

2. LEE OLIVER—CA

Opponent	Score	R	SP	%
Robert Thomas	29-22	9	40	22.5
Marvey Washburn	35-26	18	40	45.0
Warner Kirlin	26-28	20	40	50.0
Edward Quigley	31-12	20	40	50.0
Norman Hagey	23-19	16	40	40.0
Larry Hoyt	15-35	12	40	30.0
Fred Wood	38-29	18	40	45.0
Ray Bojorques	32-11	15	40	37.5
Roy Siddens	32-21	18	40	45.0
WINS-7 LOSSES-2		146	360	40.6

3. LARRY HOYT—ND

Opponent	Score	R	SP	%
Roy Siddens	29-16	14	40	35.0
Ray Bojorques	27-25	15	40	37.5
Fred Wood	30-35	18	40	45.0
Norman Hagey	30-28	12	40	30.0
Edward Quigley	37-33	17	40	42.5
Lee Oliver	35-15	18	40	45.0
Robert Thomas	35-15	17	40	42.5
Marvey Washburn	27-19	17	40	42.5
Warner Kirlin	25-50	10	40	25.0
WINS-7 LOSSES-2		138	360	38.3

4. FRED WOOD—CA

Opponent	Score	R	SP	%
Norman Hagey	22-28	12	40	30.0
Edward Quigley	40-14	17	40	42.5
Larry Hoyt	35-30	20	40	50.0
Robert Thomas	19-34	15	40	37.5
Marvey Washburn	45-11	16	40	40.0
Warner Kirlin	19-36	12	40	30.0
Lee Oliver	29-38	14	40	35.0
Roy Siddens	31-14	20	40	50.0
Ray Bojorques	44-18	20	40	50.0
WINS-5 LOSSES-4		146	360	40.6

5. NORMAN HAGEY—CA

Opponent	Score	R	SP	%
Fred Wood	28-22	14	40	35.0
Roy Siddens	26-16	12	40	30.0
Ray Bojorques	36-35	17	40	42.5
Larry Hoyt	28-30	11	40	27.5
Lee Oliver	19-23Le	14	40	35.0
Edward Quigley	47-9	21	40	52.5
Warner Kirlin	20-54	7	40	17.5
Robert Thomas	33-12	14	40	35.0
Marvey Washburn	18-50	10	40	25.0
WINS-5 LOSSES-4		120	360	33.3

6. MARVEY WASHBURN—KS

Opponent	Score	R	SP	%
Warner Kirlin	30-32	12	40	30.0
Lee Oliver	26-35	16	40	40.0
Robert Thomas	30-25	12	40	30.0
Ray Bojorques	23-37	16	40	40.0
Fred Wood	11-45	7	40	17.5
Roy Siddens	30-22	17	40	42.5
Edward Quigley	28-20	15	40	37.5
Larry Hoyt	19-27	14	40	35.0
Norman Hagey	50-18	21	40	52.5
WINS-4 LOSSES-5		130	360	36.1

MEN'S CLASSES—(Continued)

7. RAY BOJORQUES—CA

Opponent	Score	R	SP	%
Edward Quigley	40-11	19	40	47.5
Larry Hoyt	25-27	14	40	35.0
Norman Hasey	35-36	16	40	40.0
Marvey Washburn	37-23	40	40	50.0
Warner Kirlin	21-25	13	40	32.5
Robert Thomas	29-20	18	40	45.0
Roy Siddens	19-31	15	40	37.5
Lee Oliver	11-32	8	40	20.0
Fred Wood	18-44	12	40	30.0

WINS-3 LOSSES-6 135 360 37.5

9. ROBERT THOMAS—CA

Opponent	Score	R	SP	%
Lee Oliver	22-29	8	40	20.0
Warner Kirlin	22-45	14	40	35.0
Marvey Washburn	25-30	9	40	22.5
Fred Wood	34-19	18	40	45.0
Roy Siddens	18-28	11	40	27.5
Ray Bojorques	20-29	16	40	40.0
Larry Hoyt	15-35	10	40	25.0
Norman Hagey	12-33	8	40	20.0
Edward Quigley	27-22	14	40	35.0

WINS-2 LOSSES-7 108 360 30.0

8. ROY SIDDENS—IL

Opponent	Score	R	SP	%
Larry Hoyt	16-29	11	40	27.5
Norman Hagey	16-26	8	40	20.0
Edward Quigley	15-23	8	40	20.0
Warner Kirlin	22-36	8	40	20.0
Robert Thomas	28-18	14	40	35.0
Marvey Washburn	22-30	15	40	37.5
Ray Bojorques	31-19	20	40	50.0
Fred Wood	14-31	15	40	37.5
Lee Oliver	21-32	14	40	35.0

WINS-2 LOSSES-7 113 360 31.4

10. EDWARD QUIGLEY—NJ

Opponent	Score	R	SP	%
Ray Bojorques	11-40	9	40	22.5
Fred Wood	14-40	10	40	25.0
Roy Siddens	23-15	10	40	25.0
Lee Oliver	12-31	13	40	32.5
Larry Hoyt	33-37	16	40	40.0
Norman Hagey	9-47	11	40	27.5
Marvey Washburn	20-26	13	40	32.5
Warner Kirlin	14-40	10	40	25.0
Robert Thomas	22-27	13	40	32.5

WINS-1 LOSSES-8 105 360 29.2

MEN'S CLASS J—FINALS

	W	L	R	SP	%
Ray Grossaint. WA	8	1	160	360	44.4
Ben Yost. CA	7	2	150	360	41.7
Jerry Keck. IN	6	3	145	360	40.3
Alan Jones. IL	6	3	139	360	38.6
Homer Cain. OK	5	4	154	360	42.8
Ron Miller. OR	3½	5½	138	360	38.3
Edward Gebhart. SD	3	6	106	360	29.4
Jule Barnes. CA	2½	6½	144	360	40.0
Ben Vasquez. VT	2	7	126	360	35.0
Gary Wood. UT	2	7	123	360	34.2

1. RAY GROSSAINT—WA

Opponent	Score	R	SP	%
Edward Gebhart	54-9	23	40	57.5
Alan Jones	21-19	15	40	37.5
Ron Miller	38-30	17	40	42.5
Gary Wood	18-35	11	40	27.5
Homer Cain	33-26	20	40	50.0
Ben Yost	27-18	21	40	52.5
Ben Vasquez	31-23	16	40	40.0
Jerry Keck	36-17	19	40	47.5
Jule Barnes	27-17	18	40	45.0

WINS-8 LOSSES-1 160 360 44.4

2. BEN YOST—CA

Opponent	Score	R	SP	%
Homer Cain	34-16	16	40	40.0
Gary Wood	42-17	18	40	45.0
Ben Vasquez	41-18	20	40	50.0
Jerry Keck	37-22	15	40	37.5
Jule Barnes	21-32	13	40	32.5
Ray Grossaint	18-27	18	40	45.0
Edward Gebhart	34-20	17	40	42.5
Alan Jones	33-23	17	40	42.5
Ron Miller	28-23	16	40	40.0

WINS-7 LOSSES-2 150 360 41.7

3. JERRY KECK—IN

Opponent	Score	R	SP	%
Ron Miller	36-14	24	40	60.0
Edward Gebhart	45-18	14	40	35.0
Alan Jones	23-28	12	40	30.0
Ben Yost	22-37	14	40	35.0
Gary Wood	38-29	18	40	45.0
Homer Cain	28-24	15	40	37.5
Jule Barnes	25-20	18	40	45.0
Ray Grossaint	17-36	15	40	37.5
Ben Vasquez	37-24	15	40	37.5

WINS-6 LOSSES-3 145 360 40.3

4. ALAN JONES—IL

Opponent	Score	R	SP	%
Jule Barnes	31-19	19	40	47.5
Ray Grossaint	19-21	15	40	37.5
Jerry Keck	28-23	16	40	40.0
Ben Vasquez	34-15	16	40	40.0
Ron Miller	24-19	12	40	30.0
Edward Gebhart	34-24	15	40	37.5
Homer Cain	16-28	15	40	37.5
Ben Yost	23-33	15	40	37.5
Gary Wood	24-14	16	40	40.0

WINS-6 LOSSES-3 139 360 38.6

MEN'S CLASSES—(Continued)

5. HOMER CAIN—OK

Opponent	Score	R	SP	%
Ben Yost	16-34	12	40	30.0
Ben Vasquez	41-24	21	40	52.5
Gary Wood	35-15	21	40	52.5
Jule Barnes	36-19	20	40	50.0
Ray Grossaint	26-33	18	40	45.0
Jerry Keck	24-28	13	40	32.5
Alan Jones	28-16	19	40	47.5
Ron Miller	33-26	17	40	42.5
Edward Gebhart	23-25	13	40	32.5
WINS-5 LOSSES-4		154	360	42.8

7. EDWARD GEBHART—SD

Opponent	Score	R	SP	%
Ray Grossaint	9-54	10	40	25.0
Jerry Keck	18-45	6	40	15.0
Jule Barnes	25-38	16	40	40.0
Ron Miller	7-36	8	40	20.0
Ben Vasquez	32-15	15	40	37.5
Alan Jones	24-34	9	40	22.5
Ben Yost	20-34	14	40	35.0
Gary Wood	33-29	16	40	40.0
Homer Cain	25-23	12	40	30.0
WINS-3 LOSSES-6		106	360	29.4

9. BEN VASQUEZ—VT

Opponent	Score	R	SP	%
Gary Wood	26-20	17	40	42.5
Homer Cain	24-41	17	40	42.5
Ben Yost	18-41	13	40	32.5
Alan Jones	15-34	10	40	25.0
Edward Gebhart	15-32	12	40	30.0
Ron Miller	21-24	15	40	37.5
Ray Grossaint	23-31	15	40	37.5
June Barnes	27-26	16	40	40.0
Jerry Keck	24-37	11	40	27.5
WINS-2 LOSSES-7		126	360	35.0

6. RON MILLER—OR

Opponent	Score	R	SP	%
Jerry Keck	14-36	18	40	45.0
Jule Barnes	24-24	15	40	37.5
Ray Grossaint	30-38	14	40	35.0
Edward Gebhart	36-7	16	40	40.0
Alan Jones	19-24	9	40	22.5
Ben Vasquez	24-21	15	40	37.5
Gary Wood	40-16	20	40	50.0
Homer Cain	26-33	14	40	35.0
Ben Yost	23-28	17	40	42.5
WINS-3½ LOSSES-5½		138	360	38.3

8. JULE BARNES—CA

Opponent	Score	R	SP	%
Alan Jones	19-31	13	40	32.5
Ron Miller	24-24	15	40	37.5
Edward Gebhart	38-26	21	40	52.5
Homer Cain	19-36	15	40	37.5
Ben Yost	32-21	18	40	45.0
Gary Wood	22-25	15	40	37.5
Jerry Keck	20-25	15	40	37.5
Ben Vasquez	26-27	15	40	37.5
Ray Grossaint	17-27	17	40	42.5
WINS-2½ LOSSES-6½		144	360	40.0

10. GARY WOOD—UT

Opponent	Score	R	SP	%
Ben Vasquez	20-26	14	40	35.0
Ben Yost	17-42	11	40	27.5
Homer Cain	15-35	14	40	35.0
Ray Grossaint	35-18	15	40	37.5
Jerry Keck	29-38	15	40	37.5
Jule Barnes	25-22	14	40	35.0
Ron Miller	16-40	12	40	30.0
Edward Gebhart	29-33	16	40	40.0
Alan Jones	14-24	12	40	30.0
WINS-2 LOSSES-7		123	360	34.2

OTHER WORLD TOURNAMENT RESULTS WILL APPEAR
IN THE OCTOBER ISSUE

GORDON D.S. MED. HARD	AMERICAN MEDIUM ONLY	DF (E-Z GRIP) DS only DEADEYE	SUPER BINGER	NEW DIAMOND TOURNAMENT HORSESHOES \$24. PR.
 \$23. PR.	 2 PR. \$34 \$18 PAIR	 \$35. PR.	 SET 3 PR. \$27.	DEADEYE REGULAR. NEW N.T. MODEL, FLIP GRIP, CLYDESDALE DEADEYE \$30 PAIR
CON'T. CHECK OR MONEY ORDER MUST ACCOMPANY ALL ORDERS USA* ALL PRICES INCLUDE DELIVERY				F. E. White, Distributor 714 Nevada Drive Erie, PA 16505 Phone (814) 455-2685 PA Res. 6% Tax
D.A. BAKER HORSESHOE CARRYING CASE	PLAIN PINE \$17.00 HARD WOOD \$22.	HENSON V-LOK \$32.00		

MEN'S CLASS K—FINALS

	W	L	R	SP	%
Uel Stever, CA	8	1	129	360	35.8
Ray Heim, CO	7	2	142	360	39.4
William Carroll, CA	6	3	119	360	33.1
William Ostrom, CO	6	3	114	360	31.7
Charles Tatum, CA	5	4	106	360	29.4
Kirby Elton, CA	4	5	103	360	28.6
Arthur Rector, CA	3	6	107	360	29.7
Joe Ferrau, CA	3	6	96	360	26.7
Bill Hendricks, WA	2	7	60	360	16.7
Clancy Steinhoff, CA	1	8	90	360	25.0

1. UEL STEVER—CA

Opponent	Score	R	SP	%
Joe Ferrau	31-21	9	40	22.5
Kirby Elton	27-19	14	40	35.0
William Ostrom	27-25	15	40	37.5
Clancy Steinhoff	31-25	17	40	42.5
William Carroll	33-15	16	40	40.0
Ray Heim	25-26	15	40	37.5
Bill Hendricks	47-9	14	40	35.0
Arthur Rector	33-21	15	40	37.5
Charles Tatum	29-18	14	40	35.0
WINS-8 LOSSES-1		129	360	35.8

2. RAY HEIM—CO

Opponent	Score	R	SP	%
Bill Hendricks	27-29	14	40	35.0
Arthur Rector	28-18	17	40	42.5
Charles Tatum	42-15	23	40	57.5
Kirby Elton	36-17	16	40	40.0
Joe Ferrau	39-8	20	40	50.0
Uel Stever	26-25	15	40	37.5
William Ostrom	32-26	15	40	37.5
Clancy Steinhoff	28-14	10	40	25.0
William Carroll	21-27	12	40	30.0
WINS-7 LOSSES-2		142	360	39.4

3. WILLIAM CARROLL—CA

Opponent	Score	R	SP	%
Arthur Rector	30-22	11	40	27.5
Charles Tatum	28-27	12	40	30.0
Bill Hendricks	37-20	13	40	32.5
Joe Ferrau	40-21	14	40	35.0
Uel Stever	15-33	12	40	30.0
Kirby Elton	23-31	11	40	27.5
Clancy Steinhoff	42-20	15	40	37.5
William Ostrom	23-31	15	40	37.5
Ray Heim	27-21	16	40	40.0
WINS-6 LOSSES-3		119	360	33.1

4. WILLIAM OSTROM—CO

Opponent	Score	R	SP	%
Kirby Elton	37-11	13	40	32.5
Joe Ferrau	31-20	13	40	32.5
Uel Stever	25-27	12	40	30.0
Arthur Rector	25-22	12	40	30.0
Bill Hendricks	29-19	9	40	22.5
Charles Tatum	18-24	9	40	22.5
Ray Heim	26-32	13	40	32.5
William Carroll	31-33	16	40	40.0
Clancy Steinhoff	38-21	17	40	42.5
WINS-6 LOSSES-3		114	360	31.7

5. CHARLES TATUM—CA

Opponent	Score	R	SP	%
Clancy Steinhoff	27-26	13	40	32.5
William Carroll	27-28	10	40	25.0
Ray Heim	15-42	16	40	40.0
Bill Hendricks	31-21	10	40	25.0
Arthur Rector	30-15	16	40	40.0
William Ostrom	24-18	9	40	22.5
Kirby Elton	15-37	9	40	22.5
Joe Ferrau	25-22	13	40	32.5
Uel Stever	18-29	40	40	25.0
WINS-5 LOSSES-4		106	360	29.4

6. KIRBY ELTON—CA

Opponent	Score	R	SP	%
William Ostrom	11-37	6	40	15.0
Uel Stever	19-27	12	40	30.0
Joe Ferrau	19-21	14	40	35.0
Ray Heim	17-36	10	40	25.0
Clancy Steinhoff	30-21	14	40	35.0
William Carroll	31-23	12	40	30.0
Charles Tatum	37-15	16	40	40.0
Bill Hendricks	43-6	9	40	22.5
Arthur Rector	21-34	10	40	25.0
WINS-4 LOSSES-5		103	360	28.6

7. ARTHUR RECTOR—CA

Opponent	Score	R	SP	%
William Carroll	22-30	8	40	20.0
Ray Heim	18-28	11	40	27.5
Clancy Steinhoff	36-17	15	40	37.5
William Ostrom	22-25	12	40	30.0
Charles Tatum	15-30	13	40	32.5
Bill Hendricks	49-3	15	40	37.5
Joe Ferrau	27-28	9	40	22.5
Uel Stever	21-33	10	40	25.0
Kirby Elton	34-21	14	40	35.0
WINS-3 LOSSES-6		107	360	29.7

8. JOE FERRAU—CA

Opponent	Score	R	SP	%
Uel Stever	21-31	8	40	20.0
William Ostrom	20-31	11	40	27.5
Kirby Elton	21-19	14	40	35.0
William Carroll	21-40	11	40	27.5
Ray Heim	8-39	11	40	27.5
Clancy Steinhoff	31-20	11	40	27.5
Arthur Rector	28-27	10	40	25.0
Charles Tatum	22-25	14	40	35.0
Bill Hendricks	24-26	6	40	15.0
WINS-3 LOSSES-6		96	360	26.7

MEN'S CLASSES—(Continued)

9. BILL HENDRICKS—WA

Opponent	Score	R	SP	%
Ray Heim	29-27	16	40	40.0
Clancy Steinhoff	16-31	10	40	25.0
William Carroll	20-37	8	40	20.0
Charles Tatum	21-31	7	40	17.5
William Ostrom	19-29	8	40	20.0
Arthur Rector	3-49	3	40	7.5
Uel Stever	9-47	2	40	5.0
Kirby Elton	6-43	1	40	2.5
Joe Ferrau	26-24	5	40	12.5
WINS-2	LOSSES-7	60	360	16.7

10. CLANCY STEINHOFF—CA

Opponent	Score	R	SP	%
Charles Tatum	26-27	10	40	25.0
Bill Hendricks	31-16	13	40	32.5
Arthur Rector	17-36	9	40	22.5
Uel Stever	25-31	13	40	32.5
Kirby Elton	21-30	12	40	30.0
Joe Ferrau	20-31	6	40	15.0
William Carroll	20-42	7	40	17.5
Ray Heim	14-28	9	40	22.5
William Ostrom	21-38	11	40	27.5
WINS-1	LOSSES-8	90	360	25.0

MEN'S CLASS L—FINALS

	W	L	R	SP	%
Duane Traveresie, SD	7	2	124	360	34.4
James Haney, CA	6	3	95	360	26.4
Richard Betancourt, CA	6	3	84	360	23.3
Dwain Hettinger, CA	5	4	90	360	25.0
Casey Sluys, CA	4	5	99	360	27.5
Ceres Perry, CA	4	5	84	360	23.3
Larry Thorsen, CA	4	5	79	360	21.9
Sam Watt, CA	3	6	89	360	24.7
Les Hewston, CA	3	6	80	360	22.2
Bob Schnur, CA	3	6	63	360	17.5

1. DUANE TRAVERESIE—SD

Opponent	Score	R	SP	%
Les Hewston	27-22	13	40	32.5
James Haney	28-23	11	40	27.5
Richard Betancourt	21-34	13	40	32.5
Larry Thorsen	25-34	8	40	20.0
Sam Watt	38-21	16	40	40.0
Ceres Perry	34-15	13	40	32.5
Casey Sluys	30-27	11	40	27.5
Bob Schnur	54-11	21	40	52.5
Dwain Hettinger	42-9	18	40	45.0
WINS-7	LOSSES-2	124	360	34.4

2. JAMES HANEY—CA

Opponent	Score	R	SP	%
Dwain Hettinger	21-24	10	40	25.0
Duane Traveresie	23-28	8	40	20.0
Bob Schnur	33-21	11	40	27.5
Casey Sluys	30-29	9	40	22.5
Richard Betancourt	24-21	8	40	20.0
Les Hewston	32-22	13	40	32.5
Sam Watt	27-19	13	40	32.5
Ceres Perry	21-26	9	40	22.5
Larry Thorsen	36-15	14	40	35.0
WINS-6	LOSSES-3	95	360	26.4

3. RICHARD BETANCOURT—CA

Opponent	Score	R	SP	%
Bob Schnur	27-18	10	40	25.0
Dwain Hettinger	29-27	10	40	25.0
Duane Traveresie	34-21	16	40	40.0
Les Hewston	17-41	5	40	12.5
James Haney	21-24	6	40	15.0
Casey Sluys	13-30	4	40	10.0
Larry Thorsen	28-17	10	40	25.0
Sam Watt	26-24	14	40	35.0
Ceres Perry	36-13	9	40	22.5
WINS-6	LOSSES-3	84	360	23.3

4. DWAIN HETTINGER—CA

Opponent	Score	R	SP	%
James Haney	24-21	10	40	25.0
Richard Betancourt	27-29	9	40	22.3
Les Hewston	23-27	8	40	20.0
Sam Watt	33-14	11	40	27.5
Ceres Perry	31-17	13	40	32.5
Larry Thorsen	17-18	10	40	25.0
Bob Schnur	39-6	10	40	25.0
Casey Sluys	35-23	11	40	27.5
Duane Traveresie	9-42	8	40	20.0
WINS-5	LOSSES-4	90	360	25.0

5. CASEY SLUYS—CA

Opponent	Score	R	SP	%
Larry Thorsen	35-14	11	40	27.5
Sam Watt	26-23	11	40	27.5
Ceres Perry	21-22	15	40	37.5
James Haney	29-30	9	40	22.5
Les Hewston	30-11	13	40	32.5
Richard Betancourt	30-13	9	40	22.5
Duane Traveresie	27-30	11	40	27.5
Dwain Hettinger	25-35	9	40	22.5
Bob Schnur	25-27	11	40	27.5
WINS-4	LOSSES-5	99	360	27.5

6. CERES PERRY—CA

Opponent	Score	R	SP	%
Sam Watt	24-16	10	40	25.0
Larry Thorsen	22-27	13	40	32.5
Casey Sluys	22-21	14	40	35.0
Bob Schnur	17-22	7	40	17.5
Dwain Hettinger	17-31	9	40	22.5
Duane Traveresie	15-34	7	40	17.5
Les Hewston	27-21	9	40	22.5
James Haney	26-21	10	40	25.0
Richard Betancourt	13-36	5	40	12.5
WINS-4	LOSSES-5	84	360	23.3

MEN'S CLASSES—(Continued)

7. LARRY THORSEN—CA

Opponent	Score	R	SP	%
Casey Sluys	14-35	6	40	15.0
Ceres Perry	27-22	16	40	40.0
Sam Watt	22-28	10	40	25.0
Duane Traveresie	34-25	8	40	20.0
Bob Schnur	26-18	10	40	25.0
Dwain Hettinger	18-17	10	40	25.0
Richard Betancourt	17-28	6	40	15.0
Les Hewston	18-19	7	40	17.5
James Haney	15-36	6	40	15.0
WINS-4 LOSSES-5		79	360	21.9

9. LES HEWSTON—CA

Opponent	Score	R	SP	%
Duane Traveresie	22-27	9	40	22.5
Bob Schnur	21-27	11	40	27.5
Dwain Hettinger	27-23	11	40	27.5
Richard Betancourt	41-17	12	40	30.0
Casey Sluys	11-30	6	40	15.0
James Haney	22-32	9	40	22.5
Ceres Perry	21-27	7	40	17.5
Larry Thorsen	19-18	10	40	25.0
Sam Watt	12-32	5	40	12.5
WINS-3 LOSSES-6		80	360	22.2

8. SAM WATT—CA

Opponent	Score	R	SP	%
Ceres Perry	16-24	6	40	15.0
Casey Sluys	23-26	10	40	25.0
Larry Thorsen	28-22	13	40	32.5
Dwain Hettinger	14-35	8	40	20.0
Duane Traveresie	21-38	10	40	25.0
Bob Schnur	41-14	12	40	30.0
James Haney	15-27	11	40	27.5
Richard Betancourt	24-26	11	40	27.5
Les Hewston	32-12	8	40	20.0
WINS-3 LOSSES-6		89	360	24.7

10. BOB SCHNUR—CA

Opponent	Score	R	SP	%
Richard Betancourt	18-27	7	40	17.5
Les Hewston	27-21	11	40	27.5
James Haney	21-33	6	40	15.0
Ceres Perry	22-17	6	40	15.0
Larry Thorsen	18-26	10	40	25.0
Sam Watt	14-41	5	40	12.5
Dwain Hettinger	6-39	2	40	5.0
Duane Traveresie	11-54	7	40	17.5
Casey Sluys	27-25	9	40	22.5
WINS-3 LOSSES-6		63	360	17.5

CLAY N' SAND has the perfect Pitching Shoe versatile enough to wear EVERYDAY!



\$59⁹⁵

Mens 8 - 12½
Womens 6 - 9½

Comfortable and lightweight breathability insures exceptional balance needed to WIN GAMES and reach GOALS, versatile enough to wear EVERYDAY!



—MAKES AN EXCELLENT GIFT—
ORDER TODAY!

Send check or money order for \$59⁹⁵ plus \$3⁰⁰ shipping and handling, plus your SIZE, NAME and ADDRESS to:

6901 Sheridan Rd.
Kenosha, WI 53140
414-654-6404
WI residents add 5%

CLAY N' SAND
MADE IN THE USA

19 Ridge Road
Burlington, CT 06013
1-800-243-3158

MEN'S CLASS M—FINALS

	W	L	R	SP	%
Joe Osborn, TX	7	2	108	360	30.0
Sal Bosco, GA	6	3	98	360	27.2
Joseph Hoergemeir, CA	6	3	75	360	20.8
Brittie George, CA	6	3	69	360	19.2
Joseph Kovach, CA	5	4	71	360	19.7
Tom Nakamoto, CA	4	5	73	360	20.3
Oliver Smith, CA	3	6	77	360	21.4
Tim Hettinger, CA	3	6	74	360	20.6
Harold Camp, CA	3	6	42	360	11.7
Don Nuccio, CA	2	7	53	360	14.7

1. JOE OSBORN—TX

Opponent	Score	R	SP	%
Harold Camp	29-22	11	40	27.5
Joseph Kovach	45-19	15	40	37.5
Brittie George	30-14	11	40	27.5
Sal Bosco	22-36	12	40	30.0
Olive Smith	55-6	19	40	47.5
Joseph Hoergemeir	18-25	9	40	22.5
Tom Nakamoto	33-18	12	40	30.0
Tim Hettinger	30-17	8	40	20.0
Don Nuccio	33-15	11	40	27.5

WINS-7 LOSSES-2 108 360 30.0

2. SAL BOSCO—GA

Opponent	Score	R	SP	%
Don Nuccio	34-20	10	40	25.0
Tom Nakamoto	18-22	7	40	17.5
Tim Hettinger	31-17	13	40	32.5
Joe Osborn	36-22	16	40	40.0
Joseph Kovach	23-25	9	40	22.5
Harold Camp	46-12	15	40	37.5
Oliver Smith	26-19	10	40	25.0
Joseph Hoergemeir	25-20	9	40	22.5
Brittie George	22-25	9	40	22.5

WINS-6 LOSSES-3 98 360 27.2

3. JOSEPH HOERGEMEIR—CA

Opponent	Score	R	SP	%
Tom Nakamoto	36-17	9	40	22.5
Tim Hettinger	38-13	14	40	35.0
Don Nuccio	28-17	5	40	12.5
Joseph Kovach	25-20	7	40	17.5
Harold Camp	33-16	11	40	27.5
Joe Osborn	25-18	11	40	27.5
Brittie George	10-26	4	40	10.0
Sal Bosco	20-25	8	40	20.0
Oliver Smith	19-26	6	40	15.0

WINS-6 LOSSES-3 75 360 20.8

4. BRITTIE GEORGE—CA

Opponent	Score	R	SP	%
Joseph Kovach	36-22	10	40	25.0
Harold Camp	24-20	7	40	17.5
Joe Osborn	14-30	5	40	12.5
Tim Hettinger	22-29	6	40	15.0
Tom Nakamoto	18-23	4	40	10.0
Don Nuccio	35-18	8	40	20.0
Joseph Hoergemeir	26-10	8	40	20.0
Oliver Smith	29-19	11	40	27.5
Sal Bosco	25-22	10	40	25.0

WINS-6 LOSSES-3 69 360 19.2

5. JOSEPH KOVACH—CA

Opponent	Score	R	SP	%
Brittie George	22-36	6	40	15.0
Joe Osborn	19-45	8	40	20.0
Harold Camp	45-9	13	40	32.5
Joseph Hoergemeir	20-25	8	40	20.0
Sal Bosco	25-23	7	40	17.5
Oliver Smith	28-23	8	40	20.0
Don Nuccio	30-16	9	40	22.5
Tom Nakamoto	22-24	9	40	2.5
Tim Hettinger	22-20	3	40	7.5

WINS-5 LOSSES-4 71 360 19.7

6. TOM NAKAMOTO—CA

Opponent	Score	R	SP	%
Joseph Hoergemeir	17-36	5	40	12.5
Sal Bosco	22-18	8	40	20.0
Oliver Smith	23-29	11	40	27.5
Don Nuccio	19-22	4	40	10.0
Brittie George	23-18	6	40	15.0
Tim Hettinger	28-32	9	40	22.5
Joe Osborn	18-33	10	40	25.0
Joseph Kovach	24-22	13	40	32.5
Harold Camp	29-22	7	40	17.5

WINS-4 LOSSES-5 73 360 20.3

7. OLIVER SMITH—CA

Opponent	Score	R	SP	%
Tim Hettinger	14-31	4	40	10.0
Don Nuccio	32-17	13	40	32.5
Tom Nakamoto	29-23	12	40	30.0
Harold Camp	22-31	10	40	25.0
Joe Osborn	6-55	4	40	10.0
Joseph Kovach	23-28	8	40	20.0
Sal Bosco	19-26	9	40	22.5
Brittie George	19-29	10	40	25.0
Joseph Hoergemeir	26-19	7	40	17.5

WINS-3 LOSSES-6 77 360 21.4

8. TIM HETTINGER—CA

Opponent	Score	R	SP	%
Oliver Smith	31-14	12	40	30.0
Joseph Hoergemeir	13-38	8	40	20.0
Sal Bosco	17-31	10	40	25.0
Brittie George	29-22	10	40	25.0
Don Nuccio	21-22	7	40	17.5
Tom Nakamoto	32-28	10	40	25.0
Harold Camp	22-24	6	40	15.0
Joe Osborn	17-30	5	40	12.5
Joseph Kovach	20-22	6	40	15.0

WINS-3 LOSSES-6 74 360 20.6

MEN'S CLASSES—(Continued)

9. HAROLD CAMP—CA

Opponent	Score	R	SP	%
Joe Osborn	22-29	6	40	15.0
Brittie George	20-24	4	40	10.0
Joseph Kovach	9-45	3	40	7.5
Oliver Smith	31-22	10	40	25.0
Joseph Koergemeir	16-33	4	40	10.0
Sal Bosco	12-46	3	40	7.5
Tim Hettinger	24-22	5	40	12.5
Don Nuccio	22-20	3	40	7.5
Tom Nakamoto	22-29	4	40	10.0
WINS-3	LOSSES-6	42	360	11.7

10. CON NUCCIO—CA

Opponent	Score	R	SP	%
Sal Bosco	20-34	6	40	15.0
Oliver Smith	17-32	8	40	20.0
Joseph Hoergemeir	17-28	3	40	7.5
Tom Nakamoto	22-19	7	40	17.5
Tim Hettinger	22-21	4	40	10.0
Brittie George	18-35	5	40	12.5
Joseph Kovach	16-30	7	40	17.5
Harold Camp	20-22	6	40	15.0
Joe Osborn	15-33	7	40	17.5
WINS-2	LOSSES-7	53	360	14.7

HERE AND THERE AT THE 1988 W.T.

By GLEN PORTT

First, CONGRATULATIONS TO THE CHAMPIONS . . . as well as to every person who worked to make our annual event happen . . . and especially to those who entered, because year after year it is "those" who make our World Tournament.

There is that certain something about the W.T. We all come to pitch. But if we don't pitch well, we seem to shake it off quickly, because we're seeing old friends, asking about those who aren't there, telling lies about our pitching since last year, and already formulating plans for the next W.T. No, it's not a carnival spirit, but it is similar because everybody appears happy and having a good time. The W.T. "spirit" is an intangible. Perhaps it could be described as "a cross section of American people getting together and enjoying what they're doing." After all, isn't that what life is all about?

I talked to Hall of Famer, Katie Gregson, whose son Don pitched extremely well in the Men's Championship Division. Katie is still playing piano twice a week in a bar in Crestline, CA. Did she remember Murray, Utah? Ted Allen? Casey Jones? Fernando Isais? "You bet!" she said. "Those were the days!" Did I detect a tremor in her voice? A tear in her eye?

Hall of Famers Ralph Dykes, Don Koso, Herb Pinch, and Sol Berman were, as usual, doing their thing. Ralph was charting and seegarring, Don was distributing, and Sol was Video taping.

Glen Hoppes, normally a 60 percenter, hit 78% and defeated World Champion Dale Lipovsky in a prelim game. Glen now knows what heaven is all about . . . as does Sharon Paddock, one of California's great pitchers. She averaged over 81% and finished third in the Women's Division.

I watched Len Lipovsky trying out the courts which will be used at Vegas starting Nov. 28th. Len threw plenty of ringers . . . and most stayed! Welcome news to all who plan to go.

Diane Lopez! What can one say? The fact that she pitched over 83%, won the World Tournament, and has only been pitching 4 years is as astounding as Sandy McLachlin's great performance in '87. It wasn't easy! *She beat the best . . .* Winston, Neghaard, Michaud, Cantin, Paddock, Carnahan, Snyder . . . an all-star group if there ever was one. You can bet on one thing . . . *they'll be back . . .* but nothing can take away the great performance by "that quality engineer from Santa Barbara Research."

I don't think there will ever be a more thrilling finish than that provided by two horseshoe greats . . . Jim Knisley and Mark Seibold . . . who tied for the championship, and put it all on the line in a one game playoff. Knisley made a great come from behind effort late in the game to take a 37-32 lead, and then missed both shoes. Pressure *Can Seibold take advantage of this break?* Pressure! He coolly throws two. 37-38! Two or three four dead . . . then Seibold misses one shoe. *Pressure on Knisley.* This is it. Can he do it? *The W.T. is in his grasp . . . if he can throw two ringers.* He does.

Debbie Bestul set a new World Record with her 4th world title. No other Junior girl has more than two . . . but Debbie won't win the Jr. Girl's World Championship in '89. She'll be 17 and will advance to the Women's Division.

Kevin Cone surprised everyone by showing up with a 1 1/4 turn. Seems he'd been plagued with a sore shoulder all year and the more he threw the 1 1/4 the worse his shoulder became. He tried the 1 1/4 just six weeks before the W.T. and found his shoulder didn't hurt. I asked Dr. Berman who specialized in sports injuries about this. Doc said the same thing happened to him about 15 years ago. Said he couldn't explain it as it would seem it should work just the opposite. Kevin has done a great job in his official act as NHPA Statistician/Historian . . . by revising and updating the "ALL-TIME VICTORY STANDINGS 1909-1987" in a 6-page attractive booklet which all horseshoe pitchers should have. If you'd like a copy, send \$1.50 with a SASE to Kevin, RR #1, Box 137, Alta, Iowa 51002. Why a charge? Kevin paid for this publication from his own funds!

Carl Steinfeldt is now the only man to have won a World Championship in three different divisions . . . the Men's Open in 1976 with 82.7%, the Intermediates in 1978 with 85.3%, and the Seniors in 1988 with 74.1. Carl was shooting for Ray Hills 76.6% set in '87, but fell short. Ray finished this year with a 70.3.

HERE AND THERE—(Continued)

Walter Ray Williams didn't win first place, but he did lead all pitchers with an 82 plus percentage. His game with Jesse Gonzales was one of the most thrilling I have personally witnessed, with both pitchers within one ringer or less of each other most of the time. The game came down to 39-39 when Jesse threw two and Walter Ray lost his last shoe . . . giving Jesse the win.

How about this? John Kapnis's kids each chipped in "X" number of dollars to help send Dad to the W.T. Great example! Great kids!

Joe West logged 3200 miles from Florida to Pleasanton in his camper. Did anyone beat that? Joe says he went through 120 degree heat in Arizona and now knows what *that* place down below is all about.

I enjoy meeting old friends, and the W.T. is a great place to do it. It is just a great big family reunion, isn't it? I'm looking forward to Spearfish. How about you?

NHPA PROMOTIN COMMITTEE REPORT

By SOL BERMAN

Videotapes—During the past 8 years Videotapes have been made at each World Championship. Copies of news coverage and media coverage of horseshoe events and horseshoe related news have been obtained.

About 200 copies of the videotapes have been made. Practically every state, Canada, Australia and South Africa have copies of at least one tape.

The most popular tape is "Legends of Horseshoes" especially the new enlarged edition. It contains the news coverage leading up to Carolyn Schultz Decker's induction into the Hall of Fame. She was unable to be present in Huntsville, Ala. She is confined to a nursing home with severe generalized arthritis and is unable to walk. She uses her hands with difficulty.

If you have seen the tape, please drop her a note telling her how much you enjoyed the tape.

Her address is: Carolyn Schultz Decker, c/o Mt. Washington Care Center, 6900 Beechmont Ave., Room 239, Cincinnati, Ohio 45230.

NHPA APPROVED



Guaranteed one year
from date of purchase
on STAINLESS STEEL ONLY

THE FIRST NEW DESIGN of the PROFESSIONAL PITCHING HORSESHOE

The horseshoe with calkers on the reversed side of the toeplate. The FLIP-STYLE pitcher will now have the two calkers in a down position landing in pit.

HIGH GRADE STEEL CASTING

2.9 oz. only — \$27.00 pr., plus \$3.00 UPS

STAINLESS STEEL — \$54.50 pr., plus \$3.00 UPS

2 lb. 8 and 2 lb. 9 oz. only

Send checks or money orders to:

PETE DONOHO
704 STATE STREET
REDDING, CA 96001
Ph. 916-243-5761



CAL-FLIP

Allow ample time for delivery Made in U.S.A. · Richmond, Calif.

GOLDEN WEDDING BELLS RING FOR DANIELSONS OF IOWA

Mr. and Mrs. Ernest Danielson of West Burlington, Iowa, celebrated their 50th wedding anniversary on June 18th. They were married on June 18, 1938 in Kahokia, Missouri. They have three children: Violet Knouse of Scottsdale, Arizona; Ernie, Jr. of Burlington, Iowa; and Beverly of West Burlington, Iowa. Also four grandchildren, Mark of Tyler, Texas, Kelly of Scottsdale, Ariz., and Eric and David of Burlington, Iowa. Ernie, Sr. is known in the horseshoe pitching circles as "Ernie, Four High." Our congratulations to this wonderful couple.

16th ANNUAL INTERNATIONAL HOUBY FEST TOURNAMENT

The 16th annual International Houby Fest tournament will be held at the Berwyn, Ill. District Park courts on Saturday and Sunday, September 24th and 25th. Courts are located at 29th Place and Home Ave., Berwyn. Main dates will be the following weekend, same place and time. Lower classes will pitch Saturday and Sunday. Finals will be played on October 8-9 at corner of Cermak Rd. and Scoville Ave. Entry fee is \$10.00. No refund. Deadline for entries is Sept. 14. For further information contact tournament director Arthur Felgenhauer, 9004 Lemont Road, Downers Grove, Ill. 60516. Make check payable to Arthur Felgenhauer. Tournament will be NHPA Sanctioned.

GROUP M1

	SECT.	W	L	R	SP	%		SECT.	W	L	R	SP	%
Walter Ray Williams Jr., CA	M2	7	0	245	280	87.5	Roger Isenberg, MN	M11	4	3	164	280	58.6
Jim Knisley, OH	M3	7	0	239	280	85.4	Herbert Criss, WA	M5	3	4	162	280	57.9
Alan Francis, MO	M6	7	0	212	280	75.7	Steven Wyrill, CA	M4	4	3	161	280	57.5
Oscar Manns, OH	M11	5	2	211	280	75.4	Gerald Gorton, OR	M8	3	4	161	280	57.5
Arthur Tyson, NY	M8	6	1	209	280	74.6	Gary Hughes, UT	M9	3	4	160	280	57.1
Mark Seibold, IN	M12	6	1	209	280	74.6	Justin Perticone, MI	M10	4	3	158	280	56.4
Charles Killgore, MO	M5	7	0	205	280	73.2	Phil Hendry, OR	M1	2 1/2	4 1/2	158	280	56.4
Jerry Holt, OK	M4	7	0	204	280	72.9	John Brown, OH	M8	4	3	155	280	55.4
Merlin Potts, KS	M1	6	1	203	280	72.5	Bob McCharen, TX	M9	3	4	155	280	55.4
Kevin Hollister, VT	M8	6	1	202	280	72.1	Harold Holbrook, NV	M6	2	5	155	280	55.4
Dale Lipovsky, MN	M1	5	2	201	280	71.8	Jack Sorg, CA	M11	2	5	155	280	55.4
Don Gregson, CA	M10	6 1/2	0 1/2	200	280	71.4	Robert Garber, OH	M3	5	2	152	280	54.3
Steve Kuchcinski, PA	M12	5	2	200	280	71.4	Roger Poutanen, WI	M10	3	4	152	280	54.3
Jesse Gonzales, CA	M10	5 1/2	1 1/2	199	280	71.1	David Shelton, CA	M12	0	7	151	280	53.9
Kevin Cone, IA	M1	6	1	195	280	69.6	Dale Dombrowsky, OH	M4	3 1/2	3 1/2	150	280	53.6
Nathan Williams, AZ	M12	7	0	194	280	69.3	John Buzik, CA	M5	3	4	150	280	53.6
Richard Pintor, CO	M6	4	3	194	280	69.3	Michael Thorniley, WA	M7	1	6	150	280	53.6
Ben Wiedrich, OR	M7	5	2	193	280	68.9	Raymond Sexton, WA	M5	1	6	150	280	53.6
Ed Arionus, CA	M7	6	1	192	280	68.6	Gerald Staley, WA	M6	1	6	149	280	53.2
Elwyn Cooper, MO	M2	5 1/2	1 1/2	190	280	67.9	Holland Payne, CA	M2	3	4	148	280	52.9
Art Sperber, WA	M8	5	2	190	280	67.9	Keith Erickson, UT	M12	2	5	148	280	52.9
Roger Potts, KS	M6	5	2	190	280	67.9	Charles Posey, TX	M1	2 1/2	4 1/2	146	280	52.1
Bill Graham, OR	M6	6	1	186	280	66.4	Ed Domey, MA	M7	1	6	146	280	52.1
Barry Chapelle, OR	M11	5	2	186	280	66.4	Leon O'Dell, VT	M8	3	4	145	280	51.8
Ronnie Simmons, CA	M9	7	0	185	280	66.1	Clifford Costello, CT	M4	2	5	145	280	51.8
Nick Audette, MN	M7	4	3	185	280	66.1	George Whittemore, CA	M2	1 1/2	5 1/2	144	280	51.4
Dean Zollinger, CA	M12	3	4	185	280	66.1	Rick Gyorkos, MI	M3	0 1/2	6 1/2	142	280	50.7
Emery Brandt, NE	M11	7	0	184	280	65.7	Chuck Seal, CA	M4	3	4	140	280	50.0
Ridgeway Leggett, OR	M9	5 1/2	1 1/2	184	280	65.7	Glen King, OK	M11	0	7	140	280	50.0
Don Peters, IL	M10	5	2	184	280	65.7	Earl Winston, MO	M4	2 1/2	4 1/2	138	280	49.3
Leo Buell, IA	M3	4	3	183	280	65.4	Joseph Gamble, CA	M3	2	5	138	280	49.3
Wayne Luoma, OH	M5	6	1	182	280	65.0	Ronald Ferguson, WA	M10	2	5	137	280	48.9
Paul LaCrosse, Co	M5	4	3	182	280	65.0	Clyde Southern, NC	M11	2	5	137	280	48.9
John Kapnis, MA	M4	5 1/2	1 1/2	181	280	64.6	Gordon Miller, OH	M1	0	7	137	280	48.9
John McCutcheon, CA	M7	7	0	180	280	64.3	Bill McKay, AL	M3	0 1/2	6 1/2	136	280	48.6
Bill MacIntyre, NJ	M3	5	2	180	280	64.3	Fred Lavett, CA	M7	1	6	135	280	48.2
Paul McNally, WA	M3	4	3	180	280	64.3	George Bradfield, GA	M4	0 1/2	6 1/2	135	280	48.2
Kevin McLachlin, CN	M2	4 1/2	2 1/2	178	280	63.6	Tommy Lawson, GA	M9	0	7	134	280	47.9
Jeff Williams, CA	M2	4	3	178	280	63.6	Emmett Schroeder, CA	M8	1	6	133	280	47.5
Eugene Bussard, IN	M5	3	4	176	280	62.9	Richard Hansen, WI	M2	2 1/2	4 1/2	131	280	46.8
Jonathan Williams, CA	M12	3	4	175	280	62.5	Clayton Bonham, MI	M7	3	4	130	280	46.4
Glen Hoppes, IN	M1	4	3	173	280	61.8	Phil Allen, OH	M10	1	6	130	280	46.4
Dave Loucks, CA	M1	2	5	172	280	61.4	Tom Tiedeman, CA	M5	1	6	129	280	46.1
Norman rousey, AK	M12	2	5	168	280	60.0	Foster Kenton, NV	M2	0	7	129	280	46.1
Daniel Beshore, PA	M9	4	3	167	280	59.6	Bernard Carley, WI	M10	1	6	127	280	45.4
Lowell Davis, OR	M9	4 1/2	2 1/2	166	280	59.3	Jim Atwell, CA	M9	1	6	122	280	43.6
Louie Montoya, NM	M11	3	4	166	280	59.3	Jesse Starwalt, IL	M6	0	7	116	280	41.4
Dennis Ohms, UT	M6	3	4	166	280	59.3	Jim Eozzo, CA	M8	0	7	109	280	38.9

GROUP MC1

	SECT.	W	L	R	SP	%		SECT.	W	L	R	SP	%
George Whittemore, CA	MC3	8	3	269	40	61.1	Ron Cook, CA	MD2	7 1/2	3 1/2	191	440	43.4
Leo Buell, IA	MC2	8	3	265	440	58.2	Jim Buck, CA	MG1	6	5	191	440	43.4
Gary Kollmann, ID	MD1	11	0	256	440	57.0	Denny Samples, OR	MD1	5 1/2	5 1/2	191	440	43.4
Paul McNally, WA	MC2	9	2	251	440	57.0	Harry Slentz, CA	MH2	10	1	190	440	43.2
Steven Wyrill, CA	MC3	9	2	250	440	56.8	Charles Dunning, CA	MD1	5	6	190	440	43.2
John Buzik, CT	MC2	6	5	245	440	55.7	Warren Stutzman, ID	MD3	4	7	190	440	43.2
Jesse Starwalt, IL	MD2	9	2	244	440	55.5	Marly Dunn, CA	MC1	3	8	189	440	43.0
Michael Thorniley, WA	MC2	7	4	241	440	54.8	Sal Ybarra, CA	MC2	5	6	187	440	42.5
Jim Eozzo, CA	MC2	10	1	240	440	54.5	William Ponder, CA	MG1	8	3	186	440	42.3
Jim Atwell, CA	MC3	8	3	239	440	54.3	Paul Williams, WA	MF1	5	6	186	440	42.0
Lloyd Laughlin, CO	MC2	6	5	239	440	54.3	Larry Flanary, OR	ME3	7	4	185	440	42.0
Glenn King, OR	MC1	5	6	236	440	53.6	Everett Snead, CO	MG1	6	5	185	440	42.0
Chuck Seal, CA	MC3	7	4	234	440	53.2	Vern Gosney, CA	MF1	6	5	185	440	42.0
Holland Payne, CA	MC2	5	6	233	440	53.0	Thermon Watkins, CA	ME1	6	5	184	440	41.8
Phil Allen, OH	MC3	7	4	232	440	52.7	Clarence Nelson, NE	MF3	11	0	183	440	41.6
Ken Brown, CA	MC3	4	7	230	440	52.3	Jim Taylor, ID	ME2	6	5	183	440	41.6
Darrell Lamoureux, CA	MC2	3	8	230	440	52.3	Andy Anderson, CA	ME1	5	6	183	440	41.6
Willard Spinks, CA	MF1	9	2	228	440	51.8	Jerry Keys, CA	ME2	5	6	183	440	41.6
William Brown, CA	MC1	7	4	228	440	51.8	Larry Holmes, NE	ME1	5	6	183	440	41.6
Lester Grosenbach, CO	MD1	8	3	226	440	51.4	William Grisaffi, CA	ME3	7	4	182	440	41.4
James Schilling, IN	MC3	6	5	226	440	51.4	Ronald Brownell, WI	MH2	8 1/2	2 1/2	181	440	41.1
Mervin Ihl, CA	MC3	8	3	225	440	51.1	Eugene Webster, KY	MD2	6	5	181	440	41.1
Joe White, CA	MF1	7	4	225	440	51.1	Louis Brock, ID	MF3	6	5	181	440	41.1
August Fragale, NV	ME2	8	3	224	440	50.9	Harold Mineer, NM	MD1	5	6	180	440	41.1
Nello Stortini, CT	MC2	5	6	224	440	50.9	Ronald Percy, CA	MD3	4	7	180	440	40.9
Ray Heim, CO	MK1	11	0	222	440	50.5	Phil Jensen, UT	MH1	10 1/2	0 1/2	179	440	40.7
Verdan Zelmar, CA	MC1	10	1	222	440	50.5	John Delgado, CA	MH3	9	2	179	440	40.7
Dinnie Roberts, OH	MC1	7	4	222	440	50.5	Donald Gore, NV	MF3	9	2	179	440	40.7
Jack Raymond, UT	MC1	3 1/2	7 1/2	222	440	50.5	Stan Dobson, CA	ME1	7	4	178	440	40.5
Angelo Cieslak, MA	MC3	6	5	217	440	49.3	Al Holland, OR	MD1	5	6	179	440	40.7
Roy Reed, MN	MD3	7	4	216	440	49.1	Jay Bush, CA	MN3	5	6	178	440	40.5
Gary Dillon, CA	ME3	10	1	215	440	48.9	Bob Walters, IA	MF1	4	7	178	440	40.5
Eugene Frieberger, IN	MC1	7	4	215	440	48.9	Jule Barnes, CA	MJ2	8	3	177	440	40.2
Gerald Hollman, CA	MD2	9 1/2	1 1/2	213	440	48.4	George Eckstrom, WI	MG3	7	4	177	440	40.2
Tom Williams, OR	ME3	9	2	213	440	48.4	Joe Sadowski, CA	MG1	9	2	176	440	40.0
Gordon Kashner, CO	MC1	6	5	212	440	48.2	Keith Thompson, CO	MG2	8	3	176	440	40.0
Leon Moore, CA	MD1	4 1/2	6 1/2	212	440	48.2	Rick Bermingham, CA	MD2	5	6	176	440	40.0
Floyd Hix, VA	MC3	2	9	212	440	48.2	Robert Slaker, CA	MF1	8	3	175	440	39.8
Walter Krowel, CA	MD3	11	0	211	440	48.0	Dick King, CA	MF3	6 1/2	4 1/2	175	440	39.8
Charles Farrell, CA	MC3	3	8	211	440	48.0	Oscar Gonzales, CA	MG2	6	5	175	440	39.8
Wilfred Donald, CN	MC3	3	8	211	440	48.0	John Byfield, WA	MF1	6	5	175	440	39.8
Jerry Erickson, WA	MD3	5	6	210	440	47.7	Fred Wood, CA	MJ3	8	3	174	440	39.5
Bill Whitley, KS	MF3	8	3	208	440	47.3	James Jackson, IA	MG2	7	4	174	440	39.5
Otis Hubbard, CA	MD1	8	3	206	440	46.8	William Hines, CA	MD3	4	7	174	440	39.5
Gordon Purdum, CA	ME2	9	2	205	440	46.6	Jerry Keck, IN	MJ2	10	1	173	440	39.3
Ottie Reno, OH	MD2	8	3	205	440	46.6	Larry Harmon, OH	MG3	8	3	173	440	39.3
Gene Ficek, SD	MF3	11	0	204	440	46.4	Steve Ebbage, CA	MF2	7	4	173	440	39.3
Jesse Martinez, CA	MH1	9	2	204	440	46.4	Jim Mudra, CA	MG1	7	4	173	440	39.3
Dan Bussard, IN	ME2	9	2	203	440	46.1	Bill Chandler, CA	MG3	6	5	173	440	39.3
Raymond Meyer, OR	MC2	2	9	203	440	46.1	Olon Crandall, ID	MG1	6	5	173	440	39.3
Earl Kynard, CA	MD3	5	6	202	440	45.9	Noel Guy, CA	MF3	5	6	172	440	39.1
George Gillett, CA	ME1	6	5	200	440	45.5	Terry Wood, CA	MG1	5	6	172	440	39.1
Frederick Briand, CA	MC1	4 1/2	6 1/2	200	440	45.5	Kenneth Southern, OR	MF1	4	7	172	440	39.1
Jack Fravel, CA	MC1	7	4	199	440	45.2	Robert Harris, CA	MG2	7	4	171	440	38.9
Everett Seaman, CA	MD2	6	5	199	440	45.2	Lamont Gardner, UT	ME1	7	4	171	440	38.9
Laurier Guimond, ME	ME1	10	1	198	440	45.0	Bob Champion, CO	MH1	5	6	171	440	38.9
Eddie Garcia, CA	MD3	6	5	198	440	45.0	Richard Buchanan, UT	MC3	1	10	171	440	38.9
Ronald Hunt, UT	MD3	4	7	198	440	45.0	Ben Basquez, VT	MJ2	7	4	170	440	38.6
Don Beasley, CA	ME2	7	4	197	440	44.8	Les McConnochie, CA	ME3	3 1/2	7 1/2	170	440	38.6
Doyle Palmer, NV	ME1	6	5	197	440	44.8	Robert Macke, NV	MH3	10	1	169	440	38.4
Dale Koistinen, CA	ME3	7	4	195	440	44.3	Bill Terry, CA	MF2	7	4	169	440	38.4
David Peiffenger, MT	ME1	7	4	195	440	44.3	Jim Smith, CA (withdrew)	MF2	4	7	92	240	38.3
David Reynolds, NY	MD1	5	6	195	440	44.3	Robert Gillett, CA	MG3	8	3	168	440	38.2
Ray Grossaint, WA	MJ3	10	1	194	440	44.1	Rodney Freeman, CA	MD1	2	9	167	440	38.0
Irvin Munkel, IA	MG1	8	3	193	440	43.9	Ben Yost, CA	MJ3	10	1	166	440	37.7
Thor Jensen, CA	ME2	6 1/2	4 1/2	193	440	43.9	Ray Bojorques, CA	MJ3	8	3	166	440	37.7
Leonard Laar, WI	MD2	6	5	193	440	43.9	John Sylvester, CA	MF3	5	6	166	440	37.7
Jim Haley, GA	MD1	5	6	193	440	43.9	Elmer Schilpercoort, WA	ME3	5	6	166	440	37.7
Dick Smith, OH	MD3	9	2	192	440	43.6	Henry Mullett, MT	ME2	3	8	166	440	37.7
Ralph Stegner, CA	ME1	7	4	192	440	43.6	Jack McKinney, NE	MF2	5	6	165	440	37.5

GROUP MC1—(Continued)

	SECT.	W	L	R	SP	%		SECT.	W	L	R	SP	%
Lloyd Kilgore, OR	MG3	6	5	164	440	37.3	Joe Cwik, UT	MJ3	5 1/2	5 1/2	140	440	31.8
Richard Culbertson, OR	MH1	5 1/2	5 1/2	164	440	37.3	Edward Gebhart, SD	MJ1	9 1/2	1 1/2	139	440	31.6
Bill Harris, CA	MD3	3	8	164	440	37.3	Bill Sale, CO	MI2	6 1/2	4 1/2	139	440	31.6
Robert Biesemeier, CO	MD2	1	10	164	440	37.3	Orlean Clinton, WA	MG2	5	6	139	440	31.6
Robert Morris, CA	MF2	7	4	163	440	37.0	Warren Knippel, WI	MF2	4	7	139	440	31.6
Clair Harris, SD	MH1	5	6	163	440	37.0	Glenn Stutzman, ID	MG2	2 1/2	8 1/2	138	440	31.4
Daniel Cervantes, CA	MF1	4	7	163	440	37.0	Larry King, CA	MJ1	9	2	137	440	31.4
James Reed, NJ	MD2	3	8	163	440	37.0	Loris Hauck, CA	MI3	6	5	137	440	31.1
Robert Mitchell, ID	MF2	8 1/2	2 1/2	162	440	36.8	Donald Ferguson, WA	MD3	4	7	137	440	31.1
Arthur Norlin, OR	MH3	6	5	162	440	36.8	Bill Perry, CA	MH2	7 1/2	3 1/2	136	440	30.9
Doc Hilderbrand, UT	MH2	6	5	162	440	36.8	Oscar Skanderuf, CA	MG3	6	5	136	440	30.9
Roy Siddens, IL	MI1	8	3	161	440	36.6	Ralph Carter, CA	MI1	8	3	135	440	30.7
Thomas Buck, CA	MG3	7	4	161	440	36.6	Don Weaver, NV	ME3	5	6	135	440	30.7
Lee Oliver, CA	MI1	6	5	161	440	36.6	Vincent Mauricio, CA	MG3	3	8	135	440	30.7
Archie Jones, VT	MH3	6	5	161	440	36.6	Uel Stever, CA	MK3	8	3	133	440	30.2
Mike Martinez, CA	ME3	5	6	161	440	36.6	John Ortega, CA	MJ2	4 1/2	6 1/2	133	440	30.2
Roy Franke, IL	MH1	6 1/2	4 1/2	146	440	36.5	Noel Ness, OR	MH1	3 1/2	7 1/2	133	440	30.2
Ron Yttri, WI	MG3	5 1/2	5 1/2	160	440	36.4	Joe Ferrau, CA	MK2	6	5	132	440	30.0
Wayne Baker, OH	ME2	3	8	160	440	36.4	Chuck White, CA	MJ3	6	5	132	440	30.0
Warner Kirlin, OR	MI3	11	0	159	440	36.1	Ben Curtis, CA	MI2	4 1/2	6 1/2	131	440	29.8
Glenn Kelly, CA	MG2	8	3	159	440	36.1	Kevin Frank, CA	MH3	4	7	131	440	29.8
Joseph West, FL	MH2	6 1/2	4 1/2	159	440	36.1	William Miskella, CT	MG1	4	7	131	440	29.8
Rick Rebman, OR	MG3	5	6	159	440	36.1	Dave Nakamoto, CA	MG3	2	9	131	440	29.8
James Saunders, CA	MD2	5	6	159	440	36.1	Dwain Hettinger, CA	ML1	9	2	129	440	29.3
Reuben Hernandez, CA	MH1	6	5	158	440	35.9	Donald Bailey, CA	MH2	3	8	129	440	29.3
William Carroll, CA	MK3	8	3	157	440	35.7	Oscar Running, CA	MI1	7 1/2	3 1/2	128	440	29.1
Floyd Brown, CA	MH3	7	4	157	440	35.7	Kirby Elton, CA	MK2	7	4	128	440	29.1
George Kaufer, OR	ME2	5	6	157	440	35.7	Greg White, CA	MH2	3 1/2	7 1/2	128	440	29.1
Ronald Grattan, MA	MF2	3	8	157	440	35.7	Harvey Washburn, KS	MJ3	3	8	128	440	29.1
Robert Hayes, OR	ME1	3	8	157	440	35.7	Hank Burton, CA	MJ1	7	4	127	440	28.9
Marvey Washburn, KS	MI3	7	4	156	440	35.5	Charles Mull, IN	MG2	6 1/2	4 1/2	127	440	28.9
Roy Parker, CA	MH3	5	6	156	440	35.5	Robert Switzer, IL	MI2	7	4	126	440	28.6
Robert Thomas, CA	MI3	5	6	156	440	35.5	Charles Tatum, CA	MK2	6	5	126	440	28.6
Robert McBride, IN	ME2	4 1/2	6 1/2	156	440	35.5	Arthur Rector, CA	MK2	8	3	114	440	28.5
John Atchley, LA	ME3	6 1/2	4 1/2	155	440	35.2	Joseph Stone, CA	MJ3	5	6	125	440	28.4
Floyd Edwards, CA	MF1	6	5	153	440	34.8	Bob Schnur, CA	ML3	8	3	124	440	28.2
Elton Cowles, CA	MH1	5	6	153	440	34.8	Paul Dotson, CA	MI3	3	8	124	440	28.2
Homer Cain, OK	MJ2	5	6	153	440	34.8	Donald Rodriguez, CA	MH1	2	9	124	440	28.2
Rodney Antes, MI	MG1	4	7	152	440	34.5	Donald Isaacson, WA	MI1	6	5	123	440	28.0
Arlie Reinwald, MO	MH2	2 1/2	8 1/2	152	440	34.5	Mike Moreno, CA	MJ3	5 1/2	5 1/2	123	440	28.0
Larry Hoyt, ND	MI2	8	3	151	440	34.3	Robert Barela, CA	MJ2	3	8	123	440	28.0
Edward Quigley, NJ	MI2	8	3	150	440	34.1	Casey Sluys, CA	ML1	8 1/2	2 1/2	122	440	27.7
Gary Wood, UT	MJ3	8	3	149	440	33.9	Bill Arnold, CA	MI1	8	3	122	440	27.7
Ron Miller, OR	MJ2	6	5	149	440	33.9	Thomas Burns, CA	MJ2	6	5	122	440	27.7
Norman Hagey, CA	MI2	9	2	148	440	33.6	Jerry Smith, CA	MI1	3	8	122	440	27.7
Pete Imhof, AK	MG3	3	8	148	440	33.6	Warren Henderson, NC	MJ1	5 1/2	5 1/2	121	440	27.5
Leonard Ferrin, AZ	MH1	6	5	147	440	33.4	Paul Thomson, CA	MJ1	5 1/2	5 1/2	121	440	27.5
Charles Fast Horse, SD	MH3	5	6	147	440	33.4	Gary Emerick, CA	MG1	0	11	120	440	27.3
Glen Robeck, CO	MH3	4	7	147	440	33.4	Bill Henricks, WA	MK2	8	3	119	440	27.0
Frederick Siemucha, NV	MF2	6	5	146	440	33.2	John Green, CA	MK2	7	4	119	440	27.0
James Gee, NY	MG2	6	5	146	440	33.2	Lauren Fisher, CA	MI1	5	6	119	440	27.0
Bruce Webb, CA	MF2	3 1/2	7 1/2	146	440	33.2	Lee Henninger, CA	MJ2	4 1/2	6 1/2	119	440	27.0
Donald Hogsett, CO	ME1	3	8	146	440	33.2	Gordon Brown, CA	MI2	4	7	119	440	27.0
Clancy Steinhoff, CA	MK3	10	1	145	440	33.0	Jim Larkin, MO	MG1	3	8	119	440	27.0
Gene Martin, CA	MH2	4 1/2	6 1/2	145	440	33.0	Fred Rein, NE	MJ1	6 1/2	4 1/2	117	440	26.6
Charles Myers, OH	MF1	1	10	145	440	33.0	Dick Griffith, OR	MI2	5	6	117	440	26.6
Alan Jones, IL	MJ1	9	2	144	440	32.7	William Van Egdom, WA	MH2	5	6	117	440	26.6
Len Meistad, WI	MI1	6 1/2	4 1/2	144	440	32.7	Ray Keohan, CA	MK1	3	8	117	440	26.6
Joe Rennie, CT	MI2	8	3	143	440	32.5	Joseph Hoegemeier, CA	MM3	10	1	116	440	26.4
George Gigli, CA	MG2	3 1/2	7 1/2	143	440	32.5	Mel Long, CA	MI3	6	5	115	440	26.1
William Ostrom, CO	MK1	8	3	142	440	32.3	Otis Huskey, OR	MI3	6	5	115	440	26.1
Jim Long, CA	MJ3	6 1/2	4 1/2	142	440	32.3	Steve Oglesby, CA	MK2	5	6	114	440	25.9
Michael Loveless, CA	MH3	2	9	142	440	32.3	Earl Simler, IL	MF3	3	8	114	440	25.9
Steve Kynard, CA	MD1	2	9	142	440	32.3	Ray Martin, CA	MK1	8	3	112	440	25.5
Jay Richmond, CA	MG2	5	6	141	440	32.0	Ernie Harries, CA	MJ3	3 1/2	7 1/2	111	440	25.2
John Kincheloe, CA	MH2	5	6	141	440	32.0	Rick Collins, CA	MH1	2	9	111	440	25.2
Bert Charley, CA	MF3	4	7	141	440	32.0	Ceres Perry, CA	ML3	8 1/2	2 1/2	110	440	25.0
Arthur Solheim, CT	MH3	3	8	141	440	32.0	Robert Griswold, CA	MK1	7	4	110	440	25.0
Duane Traveresie, SD	ML3	9	2	140	440	31.8	Allen Kolberg, CA	MK1	7	4	110	440	25.0
Richard Lee, AZ	MJ2	8	3	140	440	31.8	Sam Watt, CA	ML1	7	4	109	440	24.8

PITCHING PAVILLION

2289 BARTON ST.EAST UNIT #8 HAMILTON,ONTARIO CANADA L8E 2W8
PRESENTS

DECEMBER 2ND.- 3RD. - AND 4TH
THE SECOND ANNUAL MEMORIAL "ELMER HOHL" SINGLES
(ALL CLASSES)

ENTRY DEADLINE NOVEMBER "12TH."

TO ENTER PLEASE TELEPHONE BOB FANJOY
416-561-4344
416-544-3192

TO ASSIST YOU: WE WILL HELP IN MAKING ANY MOTEL RESERVATIONS
THAT YOU MAY REQUIRE.

CALL: MARTIN DONALDSON
416-561-4344

GROUP MC1—(Continued)

	SECT.	W	L	R	SP	%		SECT.	W	L	R	SP	%
Jerald Beach, CA	MK3	7	4	109	440	24.8	Gerald Harris, PA	ML3	7 ¹ / ₂	3 ¹ / ₂	97	440	22.0
Ray Silva, CA	MK2	5	6	109	440	24.8	Brittie George, CA	MM2	10	1	96	440	21.8
Marty Baldmado, NM	MK3	4	7	109	440	24.8	Jim Kyker, CA	ML2	8 ¹ / ₂	2 ¹ / ₂	96	440	21.8
Lary Philbrick, CA	MK3	8	3	108	440	24.5	Vic Guimond, ME	MK1	4	7	96	440	21.8
Oliver Smith, CA	MM3	10	1	106	440	24.1	Jim Morrow, CA	MK1	6	5	95	440	21.6
Marv Werner, CA	MJ2	3	8	106	440	24.1	Bruce Tucker, OH	MK2	1	10	95	440	21.6
Larry Thorsen, CA	ML2	7	4	105	440	23.9	David Neifert, CA	ML3	6 ¹ / ₂	4 ¹ / ₂	94	440	21.4
Michael Yandel, CA	MK1	5	6	105	440	23.9	Steve Ornelas, CA	ML1	4 ¹ / ₂	6 ¹ / ₂	94	440	21.4
Richard Betancourt, CA	ML1	5	6	105	440	23.9	Joe Osborn, TX	MM2	9	2	93	440	21.1
Sal Bosco, GA	MM1	10	1	104	440	23.6	Garry Hamby, CA	ML1	3	8	93	440	21.1
James Haney, CA	ML1	6	5	104	440	23.6	Leo Wanner, CA	ML3	5 ¹ / ₂	5 ¹ / ₂	91	440	20.7
Dennis Charley, CA	MK2	3	8	104	440	23.6	Charles Anderson, OR	ML3	4	7	91	440	20.7
Jeff Pawloski, CA	ML2	8 ¹ / ₂	2 ¹ / ₂	103	440	23.4	John Wivag, CA	ML1	2 ¹ / ₂	8 ¹ / ₂	91	440	20.7
Carl Hills, UT	MJ1	5	6	103	440	23.4	Norman Herring, CA	MJ1	2	9	91	440	20.7
Robert Regalado, CA	MH2	4	7	103	440	23.4	William Crudo, CT	MI3	2	9	90	440	20.5
Neil Bower, OH	MJ1	4	7	103	440	23.4	Richard Robbins, CA	ML1	7	4	89	440	20.2
Jerry Coleman, OR	MK1	3	8	103	440	23.4	Les Hewston, CA	ML2	10	1	88	440	20.0
Edwin Agner, CA	MK2	5	6	102	440	23.2	Gene Dixon, KY	ML3	4	7	87	440	19.8
John Loughery, NY	ME3	1	10	102	440	23.2	Howard Bryant, CA	MK2	3	8	87	440	19.8
Doug Boward, CA	MI1	7	4	101	440	23.0	Larry Ford, CA	MJ3	3	8	86	440	19.5
Lee Brinkman, CA	MK3	6	5	101	440	23.0	Vey Allen, WA	MG2	1 ¹ / ₂	9 ¹ / ₂	86	440	19.5
Charles Beeson, NE	ML2	6	5	100	440	22.7	Harold Camp, CA	MM2	8 ¹ / ₂	2 ¹ / ₂	84	440	19.1
Bob Lloyd, CA	ML3	5	6	100	440	22.7	Joseph Kovach, CA	MM1	8	3	84	440	19.1
Jason Lipos, MT	MI2	3	8	99	440	22.5	William Dise, CA	MI2	1	10	84	440	19.1
William Wilcox, CA	MK3	5	6	98	440	22.3	Peter Nicastro, AZ	MK2	3	8	83	440	18.9
Cito Chavira, NM	MK3	4	7	98	440	22.3	Don Nuccio, CA	MM1	9	2	82	440	18.6
Richard Pawloski, CA	ML1	4	7	98	440	22.3	Tim Hettinger, CA	MM1	7	4	82	440	18.6
Vernon Wanless, OR	MI3	4	7	98	440	22.3	Lee Hardy, CA1	ML1	5 ¹ / ₂	5 ¹ / ₂	82	440	18.6
Pete Duvall, CA	MK1	2	9	98	440	22.3	Alex Yandel, CA	ML3	3 ¹ / ₂	7 ¹ / ₂	81	440	18.4
Roy Henry, CA	MG3	0	11	53	440	22.1	Robert Stauder, LA	ML2	5 ¹ / ₂	5 ¹ / ₂	80	440	18.2

GROUP MC1—(Continued)

	SECT.	W	L	R	SP	%		SECT.	W	L	R	SP	%
Frank Westbrook, CA	ML2	6	5	79	440	18.0	Henry Clark, CA	MM3	6	5	55	440	12.5
Ronald Thomas, CA	ML2	5 ¹ / ₂	5 ¹ / ₂	79	440	18.0	Floyd Born, OK	MM1	6	5	55	440	12.5
Fred Pagano, CT	MK3	4	7	79	440	18.0	Sylvester Hahn, IN	MM3	6	5	54	440	12.3
Tom Nakamoto, CA	MM2	7 ¹ / ₂	3 ¹ / ₂	78	440	17.7	Glenn Jamieson, CA	MM3	5	6	53	440	12.0
Arthur McKinney, NE	MK1	2	9	76	440	17.3	Richard Carroll, WA	MM1	4 ¹ / ₂	6 ¹ / ₂	53	440	12.0
Bob Malley, CA	ML3	4	7	75	440	17.0	Gene Ferche, CA	ML2	6	5	51	440	11.6
David Green, OH	MM1	5	6	74	440	16.8	Roy Heyden, CA	MM2	4 ¹ / ₂	6 ¹ / ₂	51	440	11.6
Gary Camren, CA	MI2	2	9	74	440	16.8	Robert Alling, CA	MM2	3 ¹ / ₂	7 ¹ / ₂	50	440	11.4
Thomas Naiton, CA	MM1	7	4	72	440	16.4	Sylvester Sauer, CA	ML2	2	9	48	440	10.9
Ralph Morrison, CA	MJ2	1	10	72	440	16.4	Marion Hawley, CA	MM2	2 ¹ / ₂	8 ¹ / ₂	44	440	10.0
Buck Gendron, CA	MJ1	3	8	71	440	16.1	Rogert Gubbins, CA	MM1	2 ¹ / ₂	8 ¹ / ₂	35	440	8.0
Floyd Homuth, AZ	MM2	6	5	70	440	15.9	George Brotherton, CA	MM3	6	5	31	440	7.0
Alvin Luthens, MN	ML1	4	7	69	440	15.7	Thomas Changras, CA	MM2	4 ¹ / ₂	6 ¹ / ₂	31	440	7.0
Frank Attardo, LA	MI1	1	10	68	440	15.5	Ernie Kim, CA	MM2	4 ¹ / ₂	6 ¹ / ₂	29	440	6.6
Michael Stickney, CT	MK3	1	10	61	440	13.9	Richard Kovach, CA	MM3	4	7	28	440	6.4
LeRoy Bailey, CA	MM3	5	6	59	440	13.4	Travis Garner, MS	ML2	1	10	23	440	5.2
Jerry Pawloski, CA	MM3	7	4	58	440	13.2	Donald Kelly, CA	MM2	0 ¹ / ₂	10 ¹ / ₂	20	440	4.5
Vince Eisma, CA	ML3	0 ¹ / ₂	10 ¹ / ₂	58	440	13.2	Roger Curtis, CA	MM3	2	9	12	440	3.0
Delmer Seelye, CA	MM3	5	6	57	440	13.0	Pacer	MM1	0 ¹ / ₂	10 ¹ / ₂	0	440	0.0
Daniel Espino, CA	MM2	5	6	57	440	13.0	Pacer	MM1	0 ¹ / ₂	10 ¹ / ₂	0	440	0.0
William Rains, CA	MM1	6	5	56	440	12.7							

ELDERS 40 FT. CHAMPIONSHIP

	W	L	R	SP	%
Francis White, PA	5	0	135	210	64.3
Norm Cone, CA	3	2	130	248	52.4
Orville Madden, CA	3	2	131	260	50.4
Harley Swander, CA	2	3	132	262	50.4
Sol Berman, FL	1	4	122	240	50.8
Willard Napier, CA	1	4	126	256	49.2

1. FRANCIS WHITE—PA

Opponent	Score	R	SP	%
Norm Cone	43-4	18	26	69.2
Willard Napier	41-17	34	46	73.9
Harley Swander	41-29	28	52	53.8
Sol Berman	40-26	24	38	63.2
Orville Madden	42-17	31	48	64.6

WINS-5 LOSSES-0 135 210 64.3

3. ORVILLE MADDEN—CA

Opponent	Score	R	SP	%
Willard Napier	43-24	27	52	51.9
Sol Berman	15-42	12	38	31.6
Norm Cone	44-25	39	66	59.1
Harley Swander	41-34	29	56	51.8
Francis White	17-42	24	48	50.0

WINS-3 LOSSES-2 131 260 50.4

5. SOL BERMAN—FL

Opponent	Score	R	SP	%
Harley Swander	26-40	27	52	51.9
Orville Madden	42-15	21	38	55.3
Willard Napier	18-40	27	54	50.0
Francis White	26-40	19	38	50.0
Norm Cone	26-41	28	58	48.3

WINS-1 LOSSES-4 122 240 50.8

2. NORM CONE—CA

Opponent	Score	R	SP	%
Francis White	4-43	5	26	19.2
Harley Swander	40-15	30	48	62.5
Orville Madden	25-44	34	66	51.5
Willard Napier	45-36	28	50	56.0
Sol Berman	41-26	33	58	56.9

WINS-3 LOSSES-2 130 248 52.4

4. HARLEY SWANDER—CA

Opponent	Score	R	SP	%
Sol Berman	40-26	31	52	59.6
Norm Cone	15-40	23	48	47.9
Francis White	29-41	24	52	46.2
Orville Madden	34-41	27	56	48.2
Willard Napier	42-31	27	54	50.0

WINS-2 LOSSES-3 132 262 50.4

6. WILLARD NAPIER—CA

Opponent	Score	R	SP	%
Orville Madden	24-43	21	52	40.4
Francis White	17-41	25	46	54.3
Sol Berman	40-18	33	54	61.1
Norm Cone	36-45	24	50	48.0
Harley Swander	31-42	23	54	42.6

WINS-1 LOSSES-4 126 256 49.2

ELDERS 40 FT. CLASS A FINALS

	W	L	R	SP	%
Newell Flann, CA	4	1	109	200	54.5
Boyd Walker, CA	3	2	116	200	58.0
Bob Proctor, CA	3	2	106	200	53.0
Marls Goodrich, OH	3	2	106	200	52.5
Charles Wendling, OR	2	3	105	200	52.5
Mate McBride, CA	0	5	89	200	44.5

1. NEWELL FLANN—CA

Opponent	Score	R	SP	%
Marls Goodrich	20-25	22	40	55.0
Bob Proctor	55-9	27	40	67.5
Mate McBride	36-22	23	40	57.5
Boyd Walker	32-19	17	40	42.5
Charles Wendling	24-23	20	40	50.0
WINS-4 LOSSES-1		109	200	54.5

3. BOB PROCTOR—CA

Opponent	Score	R	SP	%
Mate McBride	58-11	30	40	75.0
Newell Flann	9-55	13	40	32.5
Charles Wendling	31-30	21	40	52.5
Marls Goodrich	25-15	22	40	55.0
Boyd Walker	19-28	20	40	50.0
WINS-3 LOSSES-2		106	200	53.0

5. CHARLES WENDLING—OR

Opponent	Score	R	SP	%
Boyd Walker	29-15	25	40	62.5
Marls Goodrich	19-21	19	40	47.5
Bob Proctor	30-31	21	40	52.5
Mate McBride	32-30	21	40	52.5
Newell Flann	23-24	19	40	47.5
WINS-2 LOSSES-3		105	200	52.5

2. BOYD WALKER—CA

Opponent	Score	R	SP	%
Charles Wendling	15-29	21	40	52.5
Mate McBride	45-12	28	40	70.0
Marls Goodrich	46-8	29	40	72.5
Newell Flann	19-32	15	40	37.5
Bob Proctor	28-19	23	40	57.5
WINS-3 LOSSES-2		116	200	58.0

4. MARLS GOODRICH—OH

Opponent	Score	R	SP	%
Newell Flann	25-20	23	40	57.5
Charls Wendling	21-19	21	40	52.5
Boyd Walker	8-46	17	40	42.5
Bob Proctor	15-25	20	40	50.0
Mate McBride	31-19	25	40	62.5
WINS-3 LOSSES-2		106	200	53.0

6. MATE McBRIDE—CA

Opponent	Score	R	SP	%
Bob Proctor	11-58	14	40	35.0
Boyd Walker	12-45	17	40	42.5
Newell Flann	22-36	18	40	45.0
Charles Wendling	30-32	20	40	50.0
Marls Goodrich	19-31	20	40	50.0
WINS-0 LOSSES-5		89	200	44.5

ELDERS 40 FT. CLASS B FINALS

	W	L	R	SP	%
Everett Buehner, OH	4	1	96	200	48.0
Hank Guettler, NE	3	2	88	200	44.0
Omar Blacketer, KY	3	2	63	200	41.5
Verl Webb, WA	3	2	78	200	42.5
Melvin Sherbert, WA	2	3	85	200	42.5
Verdun Nicholas, UT	0	5	70	200	35.0

1. EVERETT BUEHNER—OH

Opponent	Score	R	SP	%
Melvin Sherbert	15-17	16	40	40.0
Verl Webb	40-16	17	40	42.5
Verdun Nicholas	28-25	18	40	45.0
Omar Blacketer	58-8	26	40	65.0
Hank GUettler	40-37	19	40	47.5
WINS-4 LOSSES-1		96	200	48.0

3. OMAR BLACKETER—KY

Opponent	Score	R	SP	%
Verdun Nicholas	46-10	23	40	57.5
Hank Guettler	26-15	21	40	52.5
Verl Webb	21-28	12	40	30.0
Everett Buehner	8-158	10	40	25.0
Melvin Sherbert	31-27	17	40	42.5
WINS-3 LOSSES-2		63	200	41.5

2. HANK GUETTLER—NE

Opponent	Score	R	SP	%
Verl Webb	35-18	17	40	42.5
Omar Blacketer	15-26	18	40	45.0
Melvin Sherbert	23-20	20	40	50.0
Verdun Nicholas	30-23	14	40	37.5
Everett Buehner	37-40	18	40	45.0
WINS-3 LOSSES-2		88	200	44.0

4. VERL WEBB—WA

Opponent	Score	R	SP	%
Hank Guettler	18-35	13	40	32.5
Everett Buehner	16-40	11	40	27.5
Omar Blacketer	28-21	15	40	37.5
Melvin SHerbert	29-15	19	40	47.5
Verdun Nicholas	45-9	20	40	50.0
WINS-3 LOSSES-2		78	200	39.0

ELDERS 40 FT. CLASS B FINALS —(Continued)**5. MELVIN SHERBERT—WA**

Opponent	Score	R	SP	%
Everett Buehner	17-15	14	40	35.0
Verdu7n Nicholas	31-24	20	40	50.0
Hank Guettler	20-23	19	40	47.5
Verl Webb	15-29	16	40	40.0
Omar Blacketer	27-31	16	40	40.0

WINS-2 LOSSES-3 85 200 42.5

6. VERDUN NICHOLASfs3u—UT

Opponent	Score	R	SP	%
Omar Blacketer	10-48	11	40	27.5
Melvin Sherbert	24-31	17	40	42.5
Everett Buehner	25-28	18	40	45.0
Hank Guettler	23-30	14	40	35.0
Verl Webb	9-45	10	40	25.0

WINS-0 LOSSES-5 70 200 35.0

SPECIAL NOTICE

EFFECTIVE IMMEDIATELY—TO ALL TOURNAMENT DIRECTORS—ALL TOURNAMENT RESULTS *MUST* BE IN TO THE DIGEST OFFICE THIRTY (30) DAYS AFTER TOURNAMENT IS OVER. ALSO NO TOURNAMENT RESULTS WILL BE PUBLISHED WITHOUT AN NHPA SANCTION NUMBER. ALL COPY MUST BE ON ONE SIDE OF THE PAPER ONLY.

FOR THOSE WHO DESIRE THE VERY BEST

IMPERIAL

**FORGED SHOE
U.S.A. PRICE LIST**

Postpaid

1 Pair\$39.00

2 to 5 Pair\$37.00

Freight Collect

6 Pr. & Over\$31.00

Available in Dead Soft and

Medium Soft with

Hardened Hooks

and Points


CLYDE MARTZ

- WE ACCEPT . . .
MASTER CARD
AND VISA.
- NOTE CHANGE OF
ADDRESS
- FOR QUICK SERVICE,
PHONE IN YOUR
ORDER, IT'S CHEAP
AND EASY.
- CALL (412) 733-2031

19 SHANGRI LA CIRCLE
PITTSBURGH, PA 15239



THE ORIGINAL DROP-FORGED PITCHING SHOE



Two tournament tested models, forged from S.A.E. specified steel, are available. Both have hardened hooks and points, and may be ordered in your choice of medium, soft, or dead soft tempers.



AS THE FIRST MANUFACTURER OF THE DROP-FORGED PITCHING SHOE, THE OHIO HORSESHOE COMPANY IS RECOGNIZED WORLD-WIDE FOR ITS HIGH QUALITY PITCHING SHOES.

For price information and to order, contact:

OHIO HORSESHOE COMPANY

P.O. Box 21371
Columbus, Ohio 43221

614-457-4335