




the  
national horseshoe pitchers


# NEWS DIGEST



SEPTEMBER, 1987

*Official Publication of*  
**THE NATIONAL HORSESHOE PITCHER'S ASSOCIATION  
OF AMERICA**

Look  
for  
the new  
white  
shoes!



®

Advanced Design

# TOURNAMENT PITCHING HORSESHOES



Both backyard pitchers and pros catch and hold the stake better with DIAMOND's new advanced design "Tournament" Shoe. It features a grip positioner, hardened tips, an increased radius, a dead soft center, and a wider, deeper calk. Same drop-forged solid steel construction as DIAMOND's popular Double Ringer and Super Ringer Regulation Shoes. All American made.

Contact your nearest NHPA club or sporting goods store for DIAMOND pitching horseshoes.

For the latest pitching horseshoe catalog write:



**DIAMOND TOOL** and *Horseshoe Co.*

**The Triangle Tool Group, Inc.**  
Subsidiary of The Triangle Corporation  
Cameron Road, Orangeburg, SC 29115  
DISTRIBUTOR ORDER PLACEMENT  
Call toll-free: 800-346-0740  
For all inquiries call: 803-534-7010



"DIAMOND Pitching Horseshoes are Recognized as Official in Tournaments  
Sanctioned by the National Horseshoe Pitchers Association"

**THE HORSESHOE PITCHER'S NEWS DIGEST** is published on the 5th of each month at Aurora, Illinois, U.S.A. by the National Horseshoe Pitcher's Association of America. Editorial office, P.O. Box 1606, Aurora, Illinois 60507. Phone: 312-898-3974. Subscription rates—1st Class \$12.00 per year in advance. NHPA membership cards are available through each state secretary for \$7.00 plus any state association dues. Forms close on the 10th day of each month preceding date of issue. Advertising rates on request. F. Ellis Cobb, Editor.

**NATIONAL OFFICERS**

Dave Loucks, 13656 Thoroughbred Loop, Grass Valley, CA 95949 (916) 477-7060	President
Earl Winston, Rte. 2, Lamonte, MO 65337 (816) 563-3536	1st Vice-President
Barry Chapelle, 2716 S.E. 61st Ave., Portland, OR 97206 (503) 775-7876	2nd Vice-President
Vincent Yannetti, 322 Longwood Ave., Bound Brook, NJ 08805 (201) 356-3862	3rd Vice-President
Bonnie Seibold, 1043 Grayson Ave., Huntington, IN 46750 (219) 356-3489	4th Vice-President
Gene VanSant, P.O. Box 270, Sun City, CA 92381 (714) 679-2578	5th Vice-President
Donnie Roberts, Box 278, Munroe Falls, OH 44262 (216) 688-6522	Sec./Treas.

Volume 31

September, 1987

No. 9

**FROM YOUR PRESIDENT . . . DAVE LOUCKS**

The 1987 W.T. in Eau Claire is now behind us. With a record turnout exceeding 1250, it was quite a task to keep things moving within a very tight pitching schedule. Thanks go to the 10-12 office workers and the NHPA Council who put in very long hours to ensure the success of the tournament. Thanks also to the Eau Claire Horseshoe Club who hosted the event and provided one of the finest facilities we have had for a World Tournament. Even though the first week was very hot, humid and with much rain, the tournament continued uninterrupted because it was indoors.

The annual Hall of Fame Banquet Dinner and Awards Ceremony also had a record turnout of some 350. Ed Domey, Don Koso and Jim Knisley were in attendance and inducted into the NHPA Hall of Fame. The Stokes Award went to Terrence "Doc" Dougherty for his work with the Sanctioned Club/League Program. Achievement awards went to Curt and Beaty Bestul, Ruth Hagen and F. Ellis Cobb.

The Convention was very well attended with 44 State Charters and Canada represented. These charters with the Proxy vote available for the first time, and the power of 279 voting delegates. There were 29 proposed changes to our Constitution and By-Laws under review. Needing 184 votes to exceed the required two-thirds, 21 of the proposals were approved by the delegates. You will have to review a previous Digest for the proposed wording changes but, a complete breakdown of voting by charter is printed in this issue.

Spearfish, South Dakota won the W.T. Bid for 1989. The vote was close with 145 for Spearfish and 131 for the Sports Enterprises bid from Ohio. While unable to be considered due to its late submission, a bid was also received from Huntsville, Alabama.

In our slogan contest, 116 entries were received. These were reduced by the Council to seven that were presented to the delegates for vote. None received the necessary two-thirds vote to be adopted. The voting results of this and the 1989 W.T. are printed elsewhere in this issue.

Many other items were brought to the floor for discussion. While they were not proposed changes to the By-Laws, your president felt they were important enough to let the delegates discuss and show their support by a hand vote. Three significant items were:

1. **NHPA DRESS CODE . . .** In recent months it has come under criticism primarily for not allowing sleeveless attire to be worn while pitching in a W.T. After many delegates voiced opinions, pro and con, a vote was taken so the NHPA could support the position of the majority. By a hand vote of 130-50, the delegates said they did not want sleeveless attire and as such, the Dress Code remains unchanged.
2. **REGIONAL TOURNAMENTS . . .** The Executive Council had approved a plan to divide the country and Canada into four regions by standard time zones. Each region would have a tournament if an acceptable bit of at least \$4,000 was received. For every dollar bid over \$4,000, the NHPA would provide 50 cents up to \$1500. This seemed to meet

## PRESIDENT'S MESSAGE—(Continued)

with the approval of most delegates and four sites voiced their intention to bid for a Regional. However, some discussion continued and to the disappointment of the Council, a slight majority of the delegates indicated support of a condition that would require 80% of the entry money to go into the prize fund *in addition* to the amount bid. Three of the four potential regional bidders then lost interest and the subject of Regionals is now again uncertain.

3. LIABILITY INSURANCE . . . After a year of search, your president, within hours before the convention start, received a phone offer for NHPA insurance coverage. While all the details were not yet known, it appears that a blanket liability policy can be obtained that would cover each member against spectator injury at NHPA sanctioned tournaments. One million dollar coverage would cost about \$2.30 per member per year. By a vote of 248-27, the delegates authorized the pursual of this coverage to start, if possible in January 1988. Further details will be printed in this column as they become available.

## 8 MAJOR CHAMPIONS CROWNED AS 1987 W.T. CLOSES

By BOB CHAMPION

The best professional horseshoe pitchers in the world converged on Eau Claire, Wisconsin for the 66th Annual World Tournament July 27 and when the dust settled on the 32-court indoor facility at Hobbs Ice Arena after midnight Saturday, August 8, the National Horseshoe Pitchers Association had crowned 8 major champions and winners in 44 other classes for men, women, boys and girls.

Dale Lipovsky of Bloomington, Minnesota defeated 1984 World champion Jim Knisley in the final game to win the 1987 championship. Lipovsky, the 1987 champion, fashioned a 29-2 record to win his third title. Knisley, the 1984 winner was 27-4.

Ontario Canada's 16-year old Sandy McLachlin bested countrywoman Diane Cantin of Quebec in a marathon playoff to win the Women's crown, the first Canadian to win the women's division, Cantin, also a runner-up in 1985, forced a one-game playoff by beating McLachlin in the final round-robin game. McLachlin finished the 15-game finals with a 14-1 record and 88.2, a record percentage. Cantin was also 14-1 with a 88.1 percentage. Sandy, the 1986 Junior Girls Champion, took home a first place cash prize of \$1500.

Ten-time World Champion Vicki Winston repeated her third place finish with a 12-3 mark and 82.0 percentage tied with 1977 and 1988 World Champion Debby Michaud of Massachusetts, who closed with 79.7.

Lipovsky, a left hander, had what seemed to be a commanding lead with 28 wins and two games to go, with his closest competitor, Knisley, setting on 26 wins. However, Lipovsky was tumbled by Kevin Hollister of Vermont, 40-31, who completed play in the third place tie with Don Titcomb of San Jose, California. Knisley downed Titcomb to set up the final game.

Lipovsky finished with an 82.2 ringer percentage in the championship rounds, hitting 84.4 in the final game to Knisley's 81.9 in 31 games, but only 77.7 in the final game. Lipovsky takes home \$2800 for first, Knisley \$1700 in the runner-up spot.

New York's Kipp Barody, the new Junior Boys champion, shot 84.4 percent in the preliminaries and came into the finals as the number one seed and a 11-1 record, losing only to Canada's Edward Neeb, 41.22. The two-time 15 year old New York state Champion has been pitching shoes five years, but was pitching in his first World championship.

In the men's senior division, Minnesota's Ray Hill claimed the title with an 11-0 showing in the finals. Hill shot 76.6 percent in winning the title.

The hometown crowd enjoyed the Junior girls championships as Eau Claire's own Debby Bestul, a 16-year old two-time junior champion battled the 1000-plus crowd and her 0-for-life record in playoffs to post a 41-17 win over Michelle Fankhauser of Nebraska in a playoff.

**1987 W.T. CLOSES—(Continued)**

Bestul now has a world record three titles, winning also in 1984 and 1985, losing only to McLachlin last year.

Bestul jumped to an early lead in the 40-point playoff and seemed to be in command when she upped her lead to 26-6. But the 16-year old contender who has improved her percentage from a season 20 to 49.1 performance in the World, rallied to close within 10 points. Bestul then increased her lead to 32-17 and closed with nine straight points. Bestul threw 66.7 to Fankhauser's 47.6.

The men's intermediate championship went to Minnesota's Elwood Johnson. Johnson and Nebraska's Duane Crechgill each posted 8-3 records in the finals and Jonson claimed the title in the playoff.

Other major titles were won by Arnie Mortenson of California in the 70-plus Elders 40 foot division and Sidney Anderson in the 70-plus Elders 30 foot group.

Adding to the record 1275 entries and \$56,750 prize list were three records set in the women's championships. McLachlin's 88.2 winning percentage for a 15-game finals is the highest on record. Diane Cantin nailed 54 straight ringers to clip a 1974 record of 42 set by Ruth Hagen of New York, and Debbie Pickering of New Hampshire fired 27 ringers in 21 shoes for a 96.5 percent to best the single game mark set by Minnesota's Phyllis Negaari with 95.8 in 1983.

One may wonder if McLachlin is the youngest women's World Champion. Sue Gillespi (Lichcinski) won the 1962 championship in 1962 at the age of 15. She also repeated in 196 and 1965.

**PITCHING PAVILLION**

2289 BARTON ST. EAST . UNIT 8 . HAMILTON, ONTARIO  
CANADA . L8E 2W8

**PRESENTS:**

SEPT. 26 & 27...WORLD'S SECOND ANNUAL FLIP FLOP  
CHAMPIONSHIPS (ALL CLASSES)  
ENTRY DEADLINE SEPT. 18

OCT. 24 & 25....HAMILTON SECOND OPEN INTERNATIONAL  
THANKSGIVING DOUBLES. MAX. COMB. 65%  
ENTRY DEADLINE OCT. 16

DEC. 4-5-6.....4TH ELMER HOHL INTERNATIONAL OPEN  
SINGLES (ALL CLASSES)  
ENTRY DEADLINE NOV. 20

TO ASSIST YOU: WE WILL HELP IN MAKING ANY MOTEL  
RESERVATIONS THAT YOU MAY REQUIRE.

TO ENTER PLEASE TELEPHONE BOB FANJOY AT:  
416-561-4344 OR 416-549-2109.

PAID ADVERTISEMENT

COVER PICTURE . . . After being absent from the World Championship scene for a time, Dale Lipovsky of Bloomington, Minnesota, came back strong to regain the World title which he held in earlier years. He posted 29 wins and losing two games averaging 82.2 percent for the 31 games.

## 1987 WORLD CHAMPIONS

MEN'S CHAMPIONSHIP:		WON	LOST	%
Championship	Dale Lipovsky, Bloomington, Minnesota	29	2	82.2
Class A	John Kapnis, Salem, Massachusetts	6	1	77.1
Class B	Rich Pintor, Idledale, Colorado	7	0	70.9
Class C	Earl Waggoner, Xenia, Ohio	7	0	63.5
Class D	Bill Wicker, Shelbyville, Indiana	6	1	60.2
Class E	Kevin McLachlin, Ontario, Canada	6	1	61.1
Class F	Stanley Ulku, Bloomington, Minnesota	7	0	55.7
Class G	George Bradfield, Atlanta, Georgia	6	1	51.5
Class H	Arnold Ricke, Bossier City, Louisiana	6	1	55.1
Class I	Roger Isenberg, Elmore, Minnesota	7	0	57.4
Class J	Marvin Edson, Lincoln, Nebraska	7	0	48.5
Class K	William Larson, Minneapolis, Minnesota	6	1	48.9
Class L	Larry Barber, Rhinelander, Wisconsin	7	0	47.1
Class M	David Ackley, West Liberty, Ohio	7	0	47.3
Class N	Henry Lich, Laurel, Montana	6	1	
44.2				
Class O	Robert Dunn, Brooklyn Park, Minnesota	7	0	42.6
Class P	Bill Miskella, Stratford, Connecticut	5	2	34.6
Class R	Art Halverson, Brooklyn Park, Minnesota	5	2	40.0
Class S	Donald Wagner, Menasha, Wisconsin	5	2	35.3
Class T	Tom Modl, Eau Claire, Wisconsin	6	1	38.0
Class U	Ron Brownell, Mondovi, Wisconsin	6	1	33.8
Class V	Robert Hopkins, Bloomfield, Nebraska	7	0	29.8
Class W	Chris Fisher, Cedar Falls, Iowa	6	1	30.6
Class X	Russ Hoppe, New Brighton, Minnesota	6	1	30.7

### INTERMEDIATES:

Championship	Elwood Johnson, Elmore, Minnesota	8	3	64.8
Class A	Jesse Hobbs, Horton, Kansas	5	0	63.3
Class B	Raymond Kamper, Arlington, Iowa	5	0	48.1
Class C	Rex Swinson, Noble, Illinois	4	1	35.7
Class D	Norman McCann, Lindstrom, Minnesota	11	0	40.5

### SENIORS:

Championship	Ray Hill, Wakefield, Michigan	11	0	76.6
Class A	Lawrence Miller, Lehillirathe, Ohio	4	1	61.8
Class B	Edwin Miller, Marysville, Ohio	5	0	52.5
Class C	Stanley Ervasti, Richfield, Minnesota	a5	0	40.2

### 70-PLUS ELDERS: (40 feet)

Championship	Arnie Mortenson, La Crescenta, California	5	0	65.2
Class A	Sol Berman, Palm Beach Gardens, Florida	4	1	59.3
Class B	Leslie Long, Sterling, Illinois	4	1	41.7

### 70-PLUS ELDERS: (30 feet)

Championship	Sidney Anderson, Janesville, Wisconsin	5	0	60.5
Class A	Sidney Anderson, Janesville, Wisconsin	4	1	49.2



## WORLD CHAMPIONS—(Continued)

## BOYS CHAMPIONSHIPS:

Championship	..... Kipp Barody, Gansevoort, New York	14	1	83.4
Class A	..... Chad Hyatt, Indianapolis, Indiana	10	1	73.8
Class B	..... Danny Jamison, O'Neill, Nebraska	10	1	54.4
Class C	..... Mark Mauthe, Platteville, Wisconsin	11	1	27.6

## WOMEN'S CHAMPIONSHIPS:

Championship	..... Sandy McLachlin, Dresden, Ontario	14	1	89.2
Class A	..... Tari Powell, Rankin, Illinois	5	0	86.2
Class B	..... Lorraine Sternberg, Richfield, Minnesota	4	1	63.6
Class C	..... Lorraine Sternberg, Richfield, Minnesota	5	0	56.8
Class D	..... Suzanne Helene, Webster, Wisconsin	4	1	48.8
Class E	..... Jan Hansen, Nunda, South Dakota	5	0	45.3
Class F	..... Anna Harms, Eleva, Wisconsin	4	1	33.4
Class G	..... Mary Lemaster, LaGrange, Indiana	5	0	35.6

## JUNIOR GIRLS CHAMPIONSHIPS:

Championship	..... Debbie Bestul, Eau Claire, Wisconsin	6	1	64.8
Class A	..... Jenny Walters, Troy, Ohio	11	0	33.0

## 1989 WORLD TOURNAMENT BID RESULTS

There were 276 votes cast, Ohio received 131 and South Dakota received 145. Spearfish, South Dakota was awarded the 1989 World Tournament.

VOTES/CHARTER	SOUTH		VOTES/CHARTER	SOUTH	
	OHIO	DAKOTA		OHIO	DAKOTA
1 Alabama	1	5	9 Nebraska/East		9
5 Arizona/Tuc.		5	2 Nebraska/West		2
3 Arkansas	3		2 Nevada	1	1
12 Calif. North	1	11	7 New Hampshire	7	
10 Calif. South		10	4 New Jersey	4	
1 Canada		1	12 New York	12	
8 Colorado		8	4 No. Carolina	4	
2 Connecticut	2		1 No. Dakota		1
10 Florida	10		14 Ohio	14	
3 Georgia	1	2	4 Oklahoma		4
10 Illinois	7	3	7 Oregon		7
13 Indiana	9	4	5 Pennsylv./East	5	
8 Iowa		8	11 Pennsylv./West	11	
8 Kansas		8	3 So. Dakota		3
7 Kentucky	7		3 Tennessee		3
4 Louisiana	4		10 Texas		10
5 Massachusetts	4	1	3 Vermont		3
8 Michigan	8		5 Virginia	5	
8 Minnesota		8	9 Washington		9
4 Mississippi	4		4 W. Virginia	3	1
11 Missouri	4	7	4 W. Virginia	3	1
6 Montana/West		6	10 Wisconsin		10

## SLOGAN CONTEST

	Votes	%
#1 Pitch Horseshoes for Health	17	6.3
#2 Horseshoe Pitching—America's Family Game	12	4.45
#3 Horseshoes—The Great American Sport	12	4.45
#4 Pitch Horseshoes for Health & Enjoyment	17	6.3
#5 Horseshoes—The Sport for All Ages	77	28.5
#6 For Fun & Health—Pitch Horseshoes	46	17.0
#7 Horseshoe Pitching—The Lifetime Sport	89	33.0
TOTAL	270	100%

In order for one of the above slogans to be adopted as the official slogan of the NHPA, one of them had to receive a vote of two-thirds of the delegates. None did!

## DALE LIPOVSKY OF MINN. REGAINS WORLD CHAMPIONSHIP 1987 MEN'S CHAMPIONSHIP FINALS

	W	L	R	SP	%
Dale Lipovsky, MN	29	2	1602	1948	82.2
Jim Knisley, Ohio	27	4	1531	1870	81.9
Kevin Hollister, Vermon	25	6	1489	1912	77.9
Don Titcomb, Calif.	a25	6	1521	1984	76.7
Walter Ray Williams, Jr., Calif.	24	7	1654	2072	79.8
Carl Steinfeldt, Florida	22	9	1602	2062	77.7
John Kapnis, Mass.	22	9	1577	2048	77.0
Art Sperber, Wash.	22	9	1513	1984	76.3
Elden Sarbaugh, Ohio	21	10	1517	2020	75.1
Art Tyson, New York	19	12	1458	1982	73.6
Paul Lacrosse, Coloirado	18	13	1486	2010	73.9
Alan Francis, Missouri	17	14	1337	1788	74.8
Jesse Gonzales, Calif.	17	14	1458	1956	74.5
Ben Wiedrich, Oregon	17	14	1446	1972	73.3
Mark Seibold, Indiana	15	16	1457	1968	74.0
Jack O'Connor, Minn.	14	17	1461	1996	73.2
Oscar Manns, Ohio	14	17	1393	1906	73.1
Kevin Cone, Iowa	14	17	1385	1926	71.9
Nick Audette, Minn.	14	17	1360	1894	71.8
John Bogardus, New York	14	17	1381	1996	69.2
Ron Powell, Kentucky	13	18	1340	1912	70.1
Merlin Potts, Kansas	11	20	1350	1868	72.3
Karl Van Sant, Indiana	11	20	1354	1904	71.1
Alvin Perry, Virginia	10	21	936	1340	69.9
Al Dazroga, Penna.	10	21	1198	1770	67.7
Steve Kuchcinski, Penna.	9	22	1296	1842	70.4
Coke Bowker, Texas	9	22	1042	1646	63.3
Charles Webb, Illinois	8	23	1353	1938	69.8
Peter Clark, Wash.	8	23	1153	1740	66.3
Roger Potts, Kansas	7	24	1205	1790	67.3
Clifford Baker, Illinois	6	25	1390	1962	70.8
Robert Williams, Michigan	4	27	984	1524	64.6



## MEN'S CHAMPIONSHIP FINALS—(Continued)

## 1. DALE LIPOVSKY—MN

Opponent	Score	R	SP	%
Charles Webb	40-16	57	66	86.4
John Bogardus	40-26	58	72	80.6
Ron Powell	42-25	40	54	74.1
Roger Powell	42-25	40	54	74.1
Karl Van Sant	40-15	38	46	82.6
Jack O'Connor	41-33	64	82	78.0
Coke Bowker	41-18	55	68	80.9
Steve Kuchcinski	40-15	37	44	84.1
Paul Lacrosse	40-18	90	102	88.2
Alan Francis	40-26	55	72	76.4
Art Sperber	42-18	50	60	83.3
Nick Audette	42-25	48	62	77.4
Elden Sarbaugh	41-25	53	64	82.8
Clifford Baker	42-16	47	54	87.0
Merlin Potts	40-6	37	40	92.5
Robert Williams	41-19	49	60	81.7
Peter Clark	41-26	49	64	76.6
Al Zadroga	41-16	40	48	83.3
Art Tyson	40-30	40	56	71.4
Ben Wiedrich	40-16	45	54	83.3
Jesse Gonzales	42-29	63	80	78.8
Alvin Perry	41-1	27	32	84.4
Oscar Manns	44-20	49	60	81.7
Kevin Coine	43-7	36	40	90.0
Mark Seibold	40-12	38	46	82.6
John Kapnis	42-24	78	86	90.7
Carl Steinfeldt	42-29	57	68	83.8
Walter Ray Williams Jr.	42-24	62	70	88.6
Don Titcomb	21-40	62	80	77.5
Kevin Hollister	31-40	63	82	76.8
Jim Knisley	40-21	76	90	84.4

WINS-29 LOSSES-2 1602 1948 82.2

## 2. JIM KNISLEY—OH

Opponent	Score	R	SP	%
Steve Kuchcinski	45-24	56	64	87.5
Karl Van Sant	40-38	77	100	77.0
Jack O'Connor	43-20	41	50	82.0
Coke Bowker	42-15	41	52	78.8
Roger Potts	40-17	36	46	78.3
Charles Webb	40-35	60	78	76.9
John Bogardus	40-11	53	60	88.3
Ron Powell	40-22	48	62	77.4
Robert Williams	42-7	47	54	87.0
Elden Sarbaugh	42-9	36	42	85.7
Clifford Baker	44-3	33	36	91.7
Merlin Potts	41-15	57	66	86.4
Nick Audette	41-30	48	68	70.6
Paul Lacrosse	42-17	54	64	84.4
Alan Francis	40-7	46	54	85.2
Art Sperber	39-41	48	68	70.6
Art Tyson	41-1	31	38	81.6
Ben Wiedrich	44-29	74	88	84.1
Peter Clark	43-7	41	50	82.0
Al Zadroga	40-4	44	48	91.7
Oscar Manns	40-13	35	42	83.3
Kevin Cone	42-11	54	62	87.1
Jesse Gonzales	40-33	65	82	79.3
Alvin Perry	41-3	21	24	87.5
John Kapnis	35-41	45	62	72.6
Carl Steinfeldt	40-10	51	56	91.1
Walter Ray Williams, Jr.	40-31	58	72	80.6
Mark Seibold	40-13	40	46	87.0
Kevin Hollister	39-41	61	76	80.3
Don Titcomb	41-22	60	70	85.7
Dale Lipovsky	21-40	70	90	77.8

WINS-27 LOSSES-4 1531 1870 81.9

## 3. KEVIN HOLLISTER—VT

Opponent	Score	R	SP	%
Nick Audette	41-22	57	72	79.2
Paul Lacrosse	24-41	37	54	68.5
Alan Francis	42-32	54	70	77.1
Art Sperber	40-35	44	60	73.3
Robert Williams	42-11	32	40	80.0
Elden Sarbaugh	30-43	50	72	69.4
Clifford Baker	40-13	49	62	79.0
Merlin Potts	41-0	30	32	93.8
Roger Potts	40-7	31	38	81.6
Charles Webb	40-1	31	34	91.2
John Bogardus	42-26	43	56	76.8
Ron Powell	41-4	44	52	84.6
Steve Kuchcinski	41-7	53	60	88.3
Karl Van Sant	40-27	53	66	80.3
Jack O'Connor	40-17	43	52	82.7
Coke Bowker	41-12	43	52	85.7
Ben Wiedrich	40-25	59	80	73.8
Peter Clark	43-15	37	46	80.4
Al Zadroga	40-17	50	64	78.1
Art Tyson	38-40	78	102	76.5
Kevin Cone	42-27	47	64	73.4
Jesse Gonzales	40-16	39	50	78.0
Alvin Perry	42-1	28	30	93.3
Oscar Manns	40-33	53	68	77.9
Carl Steinfeldt	29-42	31	50	62.0
Walter Ray Williams Jr.	24-40	69	94	73.4
Mark Seibold	40-30	70	88	79.5
John Kapnis	71-29	49	66	74.2
Jim Knisley	41-39	61	76	80.3
Dale Lipovsky	40-31	65	82	79.3
Don Titcomb	32-40	59	80	73.8

WINS-25 LOSSES-6 1489 1912 77.9

## 4. DON TITCOMB—CA

Opponent	Score	R	SP	%
Merlin Potts	42-20	53	64	82.8
Robert Williams	41-25	53	66	80.3
Elden Sarbaugh	42-35	68	88	77.3
Clifford Baker	43-27	51	64	79.7
Art Sperber	42-26	51	64	79.7
Nick Audette	42-13	51	60	85.0
Paul Lacrosse	44-38	54	74	73.0
Alan Francis	40-34	53	70	75.7
Coke Bowker	42-27	40	54	74.1
Steve Kuchcinski	41-0	24	28	85.7
Karl Van Sant	42-22	40	48	83.3
Jack O'Connor	43-9	33	38	86.8
Ron Powell	41-32	39	54	72.2
Roger Potts	40-21	39	52	75.0
Charles Webb	41-24	55	68	80.9
John Bogardus	44-24	37	52	71.2
Al Zadroga	42-4	32	38	84.2
Art Tyson	36-40	53	72	73.6
Ben Wiedrich	39-40	73	98	74.5
Peter Clark	40-29	65	86	75.6
Alvin Perry	40-20	38	54	70.4
Oscar Manns	33-41	43	66	65.2
Kevin Cone	41-39	63	82	76.8
Jesse Gonzales	42-28	32	48	66.7
Walter Ray Williams Jr.	6-42	39	58	67.2
Mark Seibold	24-40	46	64	71.9
John Kapnis	42-25	68	84	81.0
Carl Steinfeldt	40-34	45	60	75.0
Dale Lipovsky	40-21	66	80	82.5
Jim Knisley	22-41	54	70	77.1
Kevin Hollister	40-32	63	80	78.8

WINS-25 LOSSES-6 1521 1984 76.7

## MEN'S CHAMPIONSHIP FINALS—(Continued)

## 5. WALTER RAY WILLIAMS JR.—CA

Opponent	Score	R	SP	%
John Bogardus	41-23	51	64	79.7
Ron Powell	42-36	39	54	72.2
Roger Potts	41-34	51	68	75.0
Charles Webb	40-18	47	56	83.9
Jack O'Connor	41-15	49	56	87.5
Coke Bowker	42-11	37	46	80.4
Steve Kuchcinski	42-16	48	58	82.8
Karl Van Sant	40-21	56	68	82.4
Alan Francis	42-24	58	70	82.9
Art Sperber	45-36	64	80	80.0
Nick Audette	42-6	47	56	83.9
Paul Lacrosse	38-40	48	68	70.6
Clifford Baker	41-12	36	44	81.8
Merlin Potts	32-41	43	64	67.2
Robert Williams	42-24	54	62	87.1
Elden Sarbaugh	35-41	59	80	73.8
Alvin Perry	45-28	51	62	82.3
Oscar Manns	42-20	50	60	83.3
Kevin Cone	42-31	61	78	78.2
Jesse Gonzales	41-15	77	86	89.5
Al Zadroga	41-29	45	60	75.0
Art Tyson	37-42	66	88	75.0
Ben Wiedrich	42-18	50	56	89.3
Peter Clark	40-9	43	48	89.6
Don Titcomb	42-6	51	58	87.9
Kevin Hollister	40-24	74	94	78.7
Jim Knisley	31-40	54	72	75.0
Dale Lipovsky	24-42	56	70	80.0
Mark Seibold	40-29	63	78	80.8
John Karnis	42-37	60	84	71.4
Carl Steinfeldt	32-42	66	84	78.6

WINS-24 LOSSES-7 1654 2072 79.8

## 7. JOHN KAPNIS—MA

Opponent	Score	R	SP	%
Robert Williams	42-23	52	64	81.3
Elden Sarbaugh	40-16	31	42	73.8
Clifford Baker	42-38	55	72	76.4
Merlin Potts	42-15	49	60	81.7
Nick Audette	21-40	28	46	60.9
Paul Lacrosse	41-31	74	90	82.2
Alan Francis	41-32	61	76	80.3
Art Sperber	32-41	44	62	71.0
Steve Kuchcinski	40-16	34	44	77.3
Karl Van Sant	41-11	41	48	85.4
Jack O'Connor	41-14	44	54	81.5
Coke Bowker	34-42	40	58	69.0
Roger Potts	40-32	37	58	63.6
Charles Webb	42-37	50	68	73.5
John Bogardus	42-29	36	56	64.3
Ron Powell	40-24	62	74	83.8
Oscar Manns	42-32	79	94	84.0
Kevin Cone	42-35	51	66	77.3
Jesse Gonzales	40-36	45	60	75.0
Alvin Perry	40-13	25	32	78.1
Art Tyson	17-43	31	48	64.6
Ben Wiedrich	36-41	79	98	80.6
Peter Clark	41-8	40	52	76.9
Al Zadroga	41-17	40	50	80.0
Jim Knisley	41-35	47	62	75.8
Dale Lipovsky	24-42	72	86	83.7
Don Titcomb	25-42	62	84	73.8
Kevin Hollister	29-41	45	66	68.2
Carl Steinfeldt	41-33	75	88	85.2
Walter Ray Williams Jr.	37-42	59	84	70.2
Mark Seibold	41-39	89	106	84.0

WINS-22 LOSSES-9 1577 2048 77.0

## 6. CARL STEINFELDT—FL

Opponent	Score	R	SP	%
Ron Powell	45-12	41	48	85.4
Roger Potts	42-16	50	60	83.3
Charles Webb	41-19	57	70	81.4
John Bogardus	41-27	36	56	64.3
Coke Bowker	42-15	40	50	80.0
Steve Kuchcinski	40-31	41	54	75.9
Karl Van Sant	42-9	50	60	83.3
Jack O'Connor	40-39	72	92	78.3
Art Sperber	41-36	67	94	71.3
Nick Audette	42-26	60	70	85.7
Paul Lacrosse	43-37	51	68	75.0
Alan Francis	31-40	47	64	73.4
Merlin Potts	41-19	45	54	83.3
Robert Williams	40-19	40	52	76.9
Elden Sarbaugh	32-41	50	68	73.5
Clifford Baker	40-38	51	72	70.8
Jesse Gonzales	30-41	78	98	79.6
Alvin Perry	40-0	27	28	96.4
Oscar Manns	42-25	77	92	83.7
Kevin Cone	36-41	58	76	76.3
Peter Clark	42-25	34	48	70.8
Al Zadroga	41-25	46	60	76.7
Art Tyson	42-33	57	68	83.8
Ben Wiedrich	23-41	67	86	77.9
Kevin Hollister	42-29	35	50	70.0
Jim Knisley	10-40	41	56	73.2
Dale Lipovsky	29-42	52	68	76.5
Don Titcomb	34-40	42	60	70.0
John Kapnis	33-41	73	88	83.0
Mark Seibold	41-37	48	68	70.6
Walter Ray Williams Jr.	42-32	69	84	82.1

WINS-22 LOSSES-9 1602 2062 77.7

## 8. ART SPERBER—WA

Opponent	Score	R	SP	%
Kevin Cone	40-16	40	48	83.3
Jesse Gonzales	42-32	66	82	80.5
Art Tyson	40-24	42	54	77.8
Kevin Hollister	35-40	42	60	70.0
Don Titcomb	26-42	46	64	71.9
Peter Clark	40-28	38	50	76.0
Ben Wiedrich	15-40	30	50	60.0
John Kapnis	41-32	47	62	75.8
Carl Steinfeldt	36-41	68	94	72.3
Walter Ray Williams Jr.	36-45	59	80	73.8
Dale Lipovsky	18-42	43	60	71.7
Mark Seibold	41-35	49	66	74.2
Oscar Manns	40-24	57	68	83.8
Alvin Perry	42-17	43	50	86.0
Al Zadroga	42-39	58	76	76.3
Jim Knisley	41-39	49	68	72.1
John Bogardus	28-41	55	76	72.4
Robert Williams	24-45	38	58	65.5
Steve Kuchcinski	44-15	45	54	83.3
Charles Webb	45-16	53	62	85.5
Coke Bowker	43-15	22	36	61.1
Roger Potts	40-8	34	42	81.0
Merlin Potts	41-30	45	60	75.0
Clifford Baker	43-18	63	74	85.1
Karl Van Sant	42-29	46	62	74.2
Ron Powell	40-16	53	62	85.5
Nick Audette	42-30	57	76	75.0
Jack O'Connor	31-41	60	80	75.0
Alan Francis	42-28	50	62	80.6
Paul Lacrosse	41-32	42	58	72.4
Elden Sarbaugh	42-35	73	90	81.1

WINS-22 LOSSES-9 1513 1984 76.3

## MEN'S CHAMPIONSHIP FINALS—(Continued)

## 9. ELDEN SARBAUGH—OH

Opponent	Score	R	SP	%
Ben Wiedrich	45-35	53	74	71.6
John Kapnis	16-40	24	42	57.1
Don Titcomb	35-42	67	88	76.1
Peter Clark	42-18	47	56	83.9
Art Tyson	40-38	66	86	76.7
Kevin Hollister	43-30	55	72	76.4
Kevin Cone	42-24	40	52	76.9
Jesse Gonzales	42-21	42	52	80.8
Al Zadroga	25-40	51	70	72.9
Jim Knisley	9-42	26	42	61.9
Oscar Manns	29-42	60	78	76.9
Alvin Perry	40-28	37	50	74.0
Dale Lipovsky	25-41	48	64	75.0
Mark Seibold	39-41	51	72	70.8
Carl Steinfeldt	41-32	53	68	77.9
Walter Ray Williams Jr.	41-35	62	80	77.5
Steve Kuchcinski	41-35	57	78	73.1
Charles Webb	41-20	39	54	72.2
John Bogardus	35-41	45	64	70.3
Robert Williams	41-36	65	86	75.6
Merlin Potts	40-14	37	48	77.1
Clifford Baker	40-35	83	104	79.8
Coke Bowker	45-3	31	38	81.6
Roger Potts	42-19	38	46	82.6
Ron Powell	41-21	51	66	77.3
Nick Audette	41-28	39	54	72.2
Jack O'Connor	40-35	47	68	69.1
Karl Van Sant	16-42	33	50	66.0
Paul Lacrosse	41-29	59	76	77.6
Alan Francis	44-18	40	52	76.9
Art Sperber	35-42	71	50	78.9

WINS-21 LOSSES-10 1517 2020 75.1

## 11. PAUL LACROSSE—CO

Opponent	Score	R	SP	%
Art Tyson	45-23	43	58	74.1
Kevin Hollister	41-24	42	54	77.8
Kevin Cone	40-16	44	52	84.6
Jesse Gonzales	22-42	43	62	69.4
Ben Wiedrich	41-20	52	64	81.3
John Kapnis	31-41	70	90	77.8
Don Titcomb	38-44	53	74	71.6
Peter Clark	40-27	42	54	77.8
Dale Lipovsky	18-40	84	102	82.4
Mark Seibold	35-40	67	84	79.8
Carl Steinfeldt	37-43	48	68	70.6
Walter Ray Williams Jr.	40-38	50	68	73.5
Al Zadroga	42-32	49	70	70.0
Jim Knisley	17-42	46	64	71.9
Oscar Manns	40-26	39	56	69.6
Alvin Perry	40-34	39	56	69.6
Robert Williams	42-34	33	48	68.8
Steve Kuchcinski	42-27	57	74	77.0
Charles Webb	42-34	50	64	78.1
John Bogardus	35-40	42	66	63.6
Roger Potts	24-40	34	58	58.6
Merlin Potts	40-39	64	86	74.4
Clifford Baker	41-32	50	68	73.5
Coke Bowker	41-29	37	56	66.1
Nick Audette	22-41	31	50	62.0
Jack O'Connor	42-18	40	48	83.3
Karl Van Sant	42-15	40	48	83.3
Ron Powell	34-42	38	56	67.9
Elden Sarbaugh	29-41	56	76	73.7
Art Sperber	32-41	38	58	65.5
Alan Francis	41-17	65	78	83.3

WINS-18 LOSSES-13 1486 2010 73.9

## 10. ART TYSON—NY

Opponent	Score	R	SP	%
Paul Lacrosse	23-45	36	58	62.1
Alan Francis	41-14	33	44	75.0
Art Sperber	24-40	38	54	70.4
Nick Audette	45-30	47	64	73.4
Elden Sarbaugh	38-40	66	86	76.7
Clifford Baker	42-31	51	62	82.3
Merlin Potts	42-27	54	68	79.4
Robert Williams	40-30	38	58	65.5
Charles Webb	41-30	44	62	71.0
John Bogardus	41-38	41	58	70.7
Ron Powell	23-43	49	72	68.1
Roger Potts	30-43	42	64	65.6
Karl Van Sant	29-40	47	66	71.2
Jack O'Connor	28-40	61	80	76.3
Coke Bowker	29-40	53	74	71.6
Steve Kuchcinski	40-29	47	64	73.4
Jim Knisley	1-41	19	38	50.0
Don Titcomb	40-36	55	72	76.4
Dale Lipovsky	30-40	37	56	66.1
Kevin Hollister	40-38	79	102	77.5
John Kapnis	43-17	40	48	83.3
Walter Ray Williams Jr.	42-37	67	88	76.1
Carl Steinfeldt	33-42	54	68	79.4
Mark Seibold	40-10	46	56	82.1
Peter Clark	33-40	37	60	61.7
Al Zadroga	40-34	50	70	71.4
Alvin Perry	40-0	0	0	0.0
Oscar Manns	40-36	49	68	72.1
Jesse Gonzales	42-25	67	80	83.8
Kevin Cone	44-32	48	66	72.7
Ben Wiedrich	41-29	63	76	82.9

WINS-19 LOSSES-12 1458 1982 73.6

## 12. ALAN FRANCIS—MO

Opponent	Score	R	SP	%
Jesse Gonzales	40-22	42	52	80.8
Art Tyson	14-41	25	44	56.8
Kevin Hollister	32-42	51	70	72.9
Kevin Cone	42-20	50	60	83.3
Peter Clark	27-42	36	56	64.3
Ben Wiedrich	31-43	40	64	62.5
John Kapnis	32-41	58	76	76.3
Don Titcomb	34-40	52	70	74.3
Walter Ray Williams Jr.	24-42	53	70	75.7
Dale Lipovsky	26-40	52	72	72.2
Mark Seibold	40-33	58	72	80.6
Cal Steinfeldt	40-31	50	64	78.1
Alvin Perry	22-40	30	46	65.2
Al Zadroga	42-11	34	42	81.0
Jim Knisley	7-40	36	54	66.7
Oscar Manns	40-18	46	58	79.3
Coke Bowker	45-13	32	44	72.7
Roger Potts	40-23	43	54	79.6
Merlin Potts	30-43	47	70	85.7
Clifford Baker	42-9	36	42	67.1
John Bogardus	41-19	37	48	77.1
Robert Williams	40-6	25	34	73.5
Steve Kuchcinski	42-24	43	54	79.6
Charles Webb	42-31	46	58	79.3
Jack O'Connor	40-22	56	70	80.0
Karl Van Sant	42-7	41	48	85.4
Ron Powell	40-14	38	46	82.6
Nick Audette	42-20	46	58	79.3
Art Sperber	28-42	45	62	72.6
Elden Sarbaugh	18-44	31	52	59.6
Paul Lacrosse	17-41	58	78	74.4

WINS-17 LOSSES-14 1337 1788 74.8

## MEN'S CHAMPIONSHIP FINALS—(Continued)

## 13. JESSE GONZALES—CA

Opponent	Score	R	SP	%
Alan Francis	22-40	36	52	69.2
Art Sperber	32-42	63	82	76.8
Nick Audette	40-29	67	86	77.9
Paul Lacrosse	42-22	49	62	79.0
Clifford Baker	34-40	51	70	72.9
Merlin Potts	41-39	67	86	77.9
Robert Williams	40-6	28	32	87.5
Elden Sarbaugh	21-42	34	52	65.4
John Bogardus	41-37	61	80	76.3
Ron Powell	41-17	38	50	76.0
Roger Potts	41-32	44	62	71.0
Charles Webb	36-41	50	72	69.4
Jack O'Connor	9-40	23	44	52.3
Coke Bowker	40-10	28	34	82.4
Steve Kuchcinski	41-27	51	68	75.0
Karl Van Sant	22-41	31	54	57.4
Carl Steinfeldt	41-30	82	98	83.7
Mark Seibold	41-29	53	66	80.3
John Kapnis	36-40	43	60	71.7
Walter Ray Williams Jr.	15-41	68	86	79.1
Dale Lipovsky	29-42	58	80	72.5
Kevin Hollister	16-40	32	50	64.0
Jim Knisley	33-40	63	82	76.8
Don Titcomb	28-42	28	48	58.3
Oscar Manns	40-9	39	44	88.6
Peter Clark	44-30	62	80	77.0
Al Zadroga	40-32	38	54	70.4
Alvin Perry	40-0	0	0	0.0
Art Tyson	25-42	61	80	76.3
Ben Wiedrich	40-36	55	68	80.9
Kevin Cone	42-39	55	74	74.3

WINS-17 LOSSES-14 1458 1956 74.5

## 15. MARK SEIBOLD—IN

Opponent	Score	R	SP	%
Roger Potts	40-17	38	48	79.2
Charles Webb	44-27	49	66	74.2
John Bogardus	42-21	38	48	79.2
Ron Powell	41-21	67	82	81.7
Steve Kuchcinski	42-29	52	68	76.5
Karl Van Sant	27-40	41	56	73.2
Jack O'Connor	26-45	49	68	72.1
Coke Bowker	40-30	38	52	73.1
Nick Audette	40-12	50	58	86.2
Paul Lacrosse	40-35	69	84	82.1
Alan Francis	33-40	55	72	76.4
Art Sperber	35-41	46	66	69.7
Robert Williams	41-18	35	44	79.5
Elden Sarbaugh	41-39	50	72	69.4
Clifford Baker	16-40	24	42	57.1
Merlin Potts	40-32	42	56	70.0
Kevin Cone	23-40	64	84	76.2
Jesse Gonzales	29-41	49	66	74.2
Alvin Perry	29-40	24	44	54.5
Oscar Manns	42-37	54	72	75.0
Ben Wiedrich	21-42	30	46	65.2
Peter Clark	44-37	43	62	69.4
Al Zadroga	42-29	42	60	70.0
Art Tyson	10-40	36	56	64.3
Dale Lipovsky	12-40	28	46	60.9
Don Titcomb	40-24	52	64	81.3
Kevin Hollister	30-40	67	88	76.1
Jim Knisley	13-40	31	46	67.4
Walter Ray Williams Jr.	29-40	58	78	74.4
Carl Steinfeldt	37-41	48	68	70.6
John Kapnis	39-41	88	106	83.0

WINS-15 LOSSES-16 1457 1968 74.0

## 14. BEN WIEDRICH—OR

Opponent	Score	R	SP	%
Elden Sarbaugh	35-45	48	74	64.9
Clifford Baker	42-39	57	76	75.0
Merlin Potts	7-41	26	42	61.9
Robert Williams	40-32	35	52	67.3
Paul Lacrosse	20-41	45	64	70.3
Alan Francis	43-34	45	64	70.3
Art Sperber	40-15	38	50	76.0
Nick Audette	9-40	29	44	65.9
Karl Van Sant	29-41	36	56	64.3
Jack O'Connor	41-29	46	60	76.7
Coke Bowker	42-23	36	50	72.0
Steve Kuchcinski	40-38	49	72	68.1
Charles Webb	40-39	49	68	72.1
John Bogardus	39-40	49	70	70.0
Ron Powell	34-41	53	76	69.7
Roger Potts	40-11	47	54	87.0
Kevin Hollister	25-40	54	80	67.5
Jim Knisley	28-44	69	88	78.4
Don Titcomb	40-39	74	98	75.5
Dale Lipovsky	16-40	37	54	68.5
Mark Seibold	42-21	36	46	78.3
John Kapnis	41-36	81	98	82.7
Walter Ray Williams Jr.	18-42	42	56	75.0
Carl Steinfeldt	41-23	73	86	84.9
Al Zadroga	40-23	61	76	80.3
Alvin Perry	40-0	0	0	0.0
Oscar Manns	40-38	42	62	67.7
Peter Clark	22-40	28	46	60.9
Kevin Cone	41-28	48	66	72.7
Jesse Gonzales	36-40	54	68	79.4
Art Tyson	29-41	59	76	77.6

WINS-17 LOSSES-14 1446 1972 73.3

## 16. JACK O'CONNOR—MN

Opponent	Score	R	SP	%
Alvin Perry	41-39	69	90	76.7
Al Zadroga	35-40	45	64	70.3
Jim Knisley	20-43	33	50	66.0
Oscar Manns	40-32	57	70	81.4
Walter Ray Williams Jr.	15-41	41	56	73.2
Dale Lipovsky	33-41	61	82	74.4
Mark Seibold	45-26	55	68	80.9
Carl Steinfeldt	39-40	72	92	78.3
Peter Clark	41-30	63	78	80.8
Ben Wiedrich	29-41	42	60	70.0
John Kapnis	14-41	35	54	64.8
Don Titcomb	9-43	22	38	57.9
Jesse Gonzales	40-9	35	44	79.5
Art Tyson	40-28	64	80	80.0
Kevin Hollister	17-40	35	52	67.3
Kevin Cone	34-41	54	74	73.0
Charles Webb	40-38	36	54	66.7
John Bogardus	41-30	48	62	77.4
Robert Williams	37-41	51	72	70.8
Steve Kuchcinski	31-41	46	62	74.2
Clifford Baker	41-34	51	70	72.9
Coke Bowker	38-42	37	64	57.8
Roger Potts	40-31	53	72	73.6
Merlin Potts	40-22	39	48	81.3
Alan Francis	22-40	49	70	70.0
Paul Lacrosse	18-42	31	48	64.6
Elden Sarbaugh	35-40	45	68	66.2
Art Sperber	41-31	64	80	80.0
Karl Van Sant	41-11	36	44	81.8
Ron Powell	41-33	53	72	73.6
Nick Audette	34-40	39	58	67.2

WINS-14 LOSSES-17 1461 1996 73.2

## MEN'S CHAMPIONSHIP FINALS—(Continued)

## 17. OSCAR MANNS—OH

Opponent	Score	R	SP	%
Coke Bowker	36-42	30	54	55.6
Steve Kuchcinski	43-32	49	66	74.2
Karl Van Sant	40-25	47	60	78.3
Jack O'Connor	32-40	54	70	77.1
Ron Powell	42-34	41	58	70.7
Roger Potts	41-23	53	70	75.7
Charles Webb	40-34	49	62	79.0
John Bogardus	41-26	46	64	71.9
Merlin Potts	40-24	57	68	83.8
Robert Williams	32-40	35	56	62.5
Elden Sarbaugh	42-29	64	78	82.1
Clifford Baker	40-27	48	60	80.0
Art Sperber	24-40	51	68	75.0
Nick Audette	38-40	62	80	77.5
Paul Lacrosse	26-40	33	56	58.9
Alan Francis	18-40	40	58	69.0
John Kapnis	32-42	76	94	80.9
Walter Ray Williams Jr.	20-42	41	60	68.3
Carl Steinfeldt	25-42	71	92	77.2
Mark Seibold	37-42	53	72	73.6
Jim Knisley	13-40	26	42	61.9
Don Titcomb	41-33	45	66	68.2
Dale Lipovsky	20-44	41	60	68.3
Kevin Hollister	33-40	50	68	73.5
Jesse Gonzales	9-40	29	44	65.9
Kevin Cone	42-16	37	46	80.4
Ben Wiedrich	38-40	42	62	67.7
Art Tyson	36-40	48	68	70.6
Peter Clark	41-12	33	46	71.7
Al Zadroga	40-24	42	58	72.4
Alvin Perry	40-0	0	0	0.0

WINS-14 LOSSES-17 1393 1906 73.1

## 19. NICK AUDETTE—MN

Opponent	Score	R	SP	%
Kevin Hollister	22-41	51	72	70.8
Kevin Cone	45-35	37	56	66.1
Jesse Gonzales	29-40	65	86	75.6
Art Tyson	30-45	42	64	65.6
John Kapnis	40-21	33	46	71.7
Don Titcomb	13-42	42	60	70.0
Peter Clark	30-40	47	62	75.8
Ben Wiedrich	40-9	39	44	88.6
Mark Seibold	12-40	40	58	69.0
Carl Steinfeldt	26-42	54	70	77.1
Walter Ray Williams Jr.	6-43	35	56	62.5
Dale Lipovsky	25-42	42	62	67.7
Jim Knisley	30-41	47	68	69.1
Oscar Manns	40-38	62	80	77.5
Alvin Perry	42-19	48	56	85.7
Al Zadroga	40-25	56	74	75.7
Merlin Potts	12-43	24	44	54.5
Clifford Baker	45-28	49	64	76.6
Coke Bowker	42-23	35	50	70.0
Roger Potts	40-25	36	52	69.2
Steve Kuchcinski	41-12	48	56	85.7
Charles Webb	32-40	37	56	63.8
John Bogardus	35-42	60	82	73.2
Robert Williams	42-11	36	48	75.0
Paul Lacrosse	41-22	36	50	72.0
Elden Sarbaugh	28-41	35	54	64.8
Art Sperber	30-42	53	76	69.7
Alan Francis	20-42	39	58	67.2
Ron Powell	43-22	35	50	70.0
Karl Van Sant	27-40	55	80	68.8
Jack O'Connor	40-34	42	58	72.4

WINS-14 LOSSES-17 1360 1894 71.8

## 18. KEVIN CONE—IA

Opponent	Score	R	SP	%
Art Sperber	16-40	32	48	66.7
Nick Audette	35-45	32	56	57.1
Paul Lacrosse	16-40	36	52	69.2
Alan Francis	20-42	41	60	68.3
Merlin Potts	44-37	60	80	75.0
Robert Williams	41-37	71	94	75.5
Elden Sarbaugh	24-42	33	52	63.5
Clifford Baker	41-28	45	58	77.6
Ron Powell	39-40	31	50	62.0
Roger Potts	43-26	52	66	78.8
Charles Webb	42-32	62	82	75.6
John Bogardus	40-26	42	60	70.0
Coke Bowker	42-24	36	50	72.0
Steve Kuchcinski	42-25	60	72	83.3
Karl Van Sant	40-18	50	60	83.3
Jack O'Connor	41-34	57	74	77.0
Mark Seibold	40-23	68	84	81.0
John Kapnis	35-42	48	66	72.7
Walter Ray Williams Jr.	31-42	58	78	74.4
Carl Steinfeldt	41-36	60	76	78.9
Kevin Hollister	27-42	41	64	64.1
Jim Knisley	11-42	44	62	71.0
Don Titcomb	39-41	62	82	75.6
Dale Lipovsky	7-43	24	40	60.0
Alvin Perry	1-0	0	0	0.0
Oscar Manns	16-42	29	46	63.0
Peter Clark	40-23	42	58	72.4
Al Zadroga	30-40	28	50	56.0
Ben Wiedrich	28-41	42	66	63.6
Art Tyson	32-44	45	66	68.2
Jesse Gonzales	39-42	54	74	73.0

WINS-14 LOSSES-17 1385 1926 71.9

## 20. JOHN BOGARDUS—NY

Opponent	Score	R	SP	%
Walter Ray Williams Jr.	23-41	45	64	70.3
Dale Lipovsky	26-40	52	72	72.2
Mark Seibold	21-42	30	48	62.5
Carl Steinfeldt	27-41	33	56	58.9
Alvin Perry	42-31	50	66	75.8
Al Zadroga	25-43	51	74	68.9
Jim Knisley	11-40	43	60	71.7
Oscar Manns	26-41	42	64	65.6
Jesse Gonzales	37-41	61	80	76.3
Art Tyson	38-41	40	58	69.0
Kevin Hollister	26-42	36	56	64.3
Kevin Cone	26-40	39	60	65.0
Peter Clark	39-41	40	66	60.6
Ben Wiedrich	40-39	49	70	70.0
John Kapnis	29-42	31	56	55.4
Don Titcomb	24-44	30	52	57.7
Art Sperber	41-28	58	76	76.3
Jack O'Connor	30-41	45	62	72.6
Elden Sarbaugh	41-35	46	64	71.9
Paul Lacrosse	40-35	41	66	62.1
Alan Francis	19-41	29	48	60.4
Ron Powell	41-29	46	66	69.7
Nick Audette	42-35	61	82	74.4
Karl Van Sant	42-34	46	64	71.9
Roger Potts	45-38	52	70	74.3
Robert Williams	41-8	25	36	69.4
Charles Webb	38-40	62	90	68.9
Clifford Baker	41-35	53	70	75.7
Coke Bowker	41-33	37	52	71.2
Steve Kuchcinski	42-32	65	84	77.4
Merlin Potts	41-35	43	64	67.2

WINS-14 LOSSES-17 1381 1996 69.2



## MEN'S CHAMPIONSHIP FINALS—(Continued)

## 21. RON POWELL—KY

Opponent	Score	R	SP	%
Carl Steinfeldt	12-45	31	48	64.6
Walter Ray Williams Jr.	36-42	36	54	66.7
Dale Lipovsky	25-42	35	54	64.8
Mark Seibold	21-41	61	82	74.4
Oscar Manns	34-42	39	58	67.2
Alvin Perry	8-40	24	42	57.1
Al Zadroga	42-20	49	64	76.6
Jim Knisley	22-40	43	62	69.4
Kevin Cone	40-35	32	50	64.0
Jesse Gonzales	17-41	31	50	62.0
Art Tyson	43-23	56	72	77.8
Kevin Hollister	4-41	33	52	63.5
Don Titcomb	32-41	36	54	66.7
Peter Clark	41-33	49	64	76.6
Ben Wiedrich	41-34	55	76	72.4
John Kapnis	24-40	57	74	77.0
Clifford Baker	41-39	64	90	71.1
Coke Bowker	42-39	32	52	61.5
Roger Potts	40-36	40	54	74.1
Merlin Potts	44-35	54	72	75.0
Charles Webb	41-29	53	68	77.9
John Bogardus	29-41	42	66	63.6
Robert Williams	43-36	43	62	69.4
Steve Kuchcinski	39-40	62	82	75.6
Elden Sarbaugh	21-41	45	66	68.2
Art Sperber	16-40	45	62	72.6
Alan Francis	14-40	29	46	63.0
Paul Lacrosse	42-34	42	56	75.0
Nick Audette	22-43	29	50	58.0
Jack O'Connor	33-41	51	72	70.8
Karl Van Sant	40-24	42	58	72.4

WINS-13 LOSSES-18 1340 1912 70.1

## 23. KARL VAN SANT—IN

Opponent	Score	R	SP	%
Al Zadroga	41-29	49	64	76.6
Jim Knisley	38-40	78	100	78.0
Oscar Manns	25-40	41	60	68.3
Alvin Perry	39-40	96	118	81.4
Dale Lipovsky	15-40	30	46	65.2
Mark Seibold	40-27	45	56	80.4
Carl Steinfeldt	9-42	41	60	68.3
Walter Ray Williams Jr.	21-40	49	68	72.1
Ben Wiedrich	41-29	40	56	71.4
John Kapnis	11-41	31	48	64.6
Don Titcomb	22-42	33	48	68.8
Peter Clark	42-27	36	54	66.7
Art Tyson	40-29	50	66	75.8
Kevin Hollister	27-40	48	66	72.7
Kevin Cone	18-40	44	60	73.3
Jesse Gonzales	41-22	37	54	68.5
Roger Potts	40-35	46	66	69.7
Merlin Potts	25-40	44	64	68.8
Clifford Baker	42-36	57	76	75.0
Coke Bowker	27-41	36	56	64.3
Robert Williams	42-13	39	48	81.3
Steve Kuchcinski	21-40	38	56	67.9
Charles Webb	31-40	38	60	63.3
John Bogardus	34-42	45	64	70.3
Art Sperber	29-42	42	62	67.7
Alan Francis	7-42	30	48	62.5
Paul Lacrosse	15-42	30	48	62.5
Elden Sarbaugh	42-16	41	50	82.0
Jack O'Connor	11-41	26	44	59.1
Nick Audette	40-27	57	80	71.3
Ron Powell	24-40	37	58	63.8

WINS-11 LOSSES-20 1354 1904 71.1

## 22. MERLIN POTTS—KS

Opponent	Score	R	SP	%
Don Titcomb	20-42	46	64	71.9
Peter Clark	38-42	60	80	75.0
Ben Wiedrich	41-7	37	42	88.1
John Kapnis	15-42	40	60	66.7
Kevin Cone	37-44	59	80	73.8
Jesse Gonzales	39-41	68	86	79.1
Art Tyson	27-42	49	68	72.1
Kevin Hollister	0-41	17	32	53.1
Oscar Manns	24-40	51	68	75.0
Alvin Perry	39-42	57	78	73.1
Al Zadroga	41-21	30	40	75.0
Jim Knisley	15-41	48	66	72.7
Carl Steinfeldt	19-41	38	54	70.4
Walter Ray Williams Jr.	41-32	47	64	73.4
Dale Lipovsky	6-40	26	40	65.0
Mark Seibold	32-40	39	56	69.6
Nick Audette	43-12	35	44	79.5
Karl Van Sant	40-25	49	64	76.6
Alan Francis	43-30	51	70	72.9
Ron Powell	35-44	52	72	72.2
Elden Sarbaugh	14-40	29	48	60.4
Paul Lacrosse	39-40	63	86	73.3
Art Sperber	30-41	41	60	68.3
Jack O'Connor	22-40	33	48	68.8
Robert Williams	41-3	23	32	71.9
Charles Webb	39-40	52	72	72.2
Clifford Baker	43-24	37	52	71.2
Roger Potts	43-35	49	66	74.2
Steve Kuchcinski	42-35	49	68	72.1
Coke Bowker	40-12	33	44	75.0
John Bogardus	35-41	42	64	65.6

WINS-11 LOSSES-20 1350 1868 72.3

## 24. ALVIN PERRY—VA

Opponent	Score	R	SP	%
Jack O'Connor	39-41	69	90	76.7
Coke Bowker	40-21	34	48	70.8
Steve Kuchcinski	40-31	44	62	71.0
Karl Van Sant	40-39	96	118	81.4
John Bogardus	31-42	47	66	71.2
Ron Powell	40-8	35	42	83.3
Roger Potts	31-41	50	70	71.4
Charles Webb	41-19	46	58	79.3
Clifford Baker	42-39	59	82	72.0
Merlin Potts	42-39	58	78	74.4
Robert Williams	41-35	44	62	71.0
Elden Sarbaugh	28-40	33	50	66.0
Alan Francis	40-22	36	46	78.3
Art Sperber	17-42	34	50	68.0
Nick Audette	19-42	40	56	71.4
Paul Lacrosse	34-40	36	56	64.3
Walter Ray Williams Jr.	28-45	45	62	72.6
Carl Steinfeldt	0-40	14	28	50.0
Mark Seibold	40-20	30	44	68.2
John Kapnis	13-40	16	32	50.0
Don Titcomb	20-40	33	54	61.1
Dale Lipovsky	1-41	14	32	43.8
Kevin Hollister	1-42	14	30	46.7
Jim Knisley	3-41	9	24	37.5
Kevin Cone	0-1	0	0	0.0
Ben Wiedrich	0-40	0	0	0.0
Art Tyson	0-40	0	0	0.0
Jesse Gonzales	0-40	0	0	0.0
Al Zadroga	0-40	0	0	0.0
Peter Clark	0-40	0	0	0.0
Oscar Manns	0-40	0	0	0.0

WINS-10 LOSSES-21 936 1340 69.9



## MEN'S CHAMPIONSHIP FINALS—(Continued)

## 25. AL ZADROGA—PA

Opponent	Score	R	SP	%
Karl Van Sant	29-41	44	64	68.8
Jack O'Connor	40-35	46	64	71.9
Coke Bowker	42-32	52	72	72.2
Steve Kuchcinski	27-40	31	54	57.4
Charles Webb	43-17	41	54	75.9
John Bogardus	43-25	56	74	75.7
Ron Fowell	20-42	42	64	65.6
Roger Potts	41-39	47	68	69.1
Elden Sarbaugh	40-25	55	70	78.6
Clifford Baker	31-41	35	56	62.5
Merlin Potts	21-41	24	40	60.0
Robert Williams	42-21	39	54	72.2
Paul Lacrosse	32-42	44	70	62.9
Alan Francis	11-42	23	42	54.8
Art Sperber	39-42	57	76	75.0
Nick Audette	25-40	50	74	67.6
Don Titcomb	4-42	20	38	52.6
Dale Lipovsky	16-41	32	48	66.7
Kevin Hollister	17-40	43	64	67.2
Jim Knisley	4-40	32	48	66.7
Walter Ray Williams Jr.	29-41	40	60	66.7
Carl Steinfeldt	25-41	40	60	66.7
Mark Seibold	29-42	39	60	65.0
John Kapnis	17-41	32	50	64.0
Ben Wiedrich	23-40	54	76	71.1
Art Tyson	34-40	50	70	71.4
Jesse Gonzales	32-40	36	54	66.7
Kevin Cone	40-30	31	50	62.0
Alvin Perry	40-0	0	0	0.0
Oscar Manns	24-40	37	58	63.8
Peter Clark	41-17	26	38	68.4

WINS-10 LOSSES-21 1198 1770 67.7

## 27. COKE BOWKER—TX

Opponent	Score	R	SP	%
Oscar Manns	42-36	32	54	59.3
Alvin Perry	21-40	29	48	60.4
Al Zadroga	32-42	49	72	68.1
Jim Knisley	15-42	34	52	65.4
Carl Steinfeldt	15-42	32	50	64.0
Walter Ray Williams Jr.	11-42	27	46	58.7
Dale Lipovsky	18-41	48	68	70.6
Mark Seibold	30-40	34	52	65.4
Don Titcomb	27-42	36	54	66.7
Peter Clark	10-40	30	46	62.5
Ben Wiedrich	23-42	30	50	60.0
John Kapnis	42-34	42	58	72.4
Kevin Cone	24-42	31	50	62.0
Jesse Gonzales	10-40	18	34	52.9
Art Tyson	40-29	57	74	77.0
Kevin Hollister	12-41	33	52	63.5
Alan Francis	13-45	21	44	47.7
Ron Powell	39-42	31	52	59.6
Nick Audette	23-42	29	50	58.0
Karl Van Sant	41-27	41	56	73.2
Art Sperber	15-43	13	36	36.1
Jack O'Connor	42-38	38	64	59.4
Elden Sarbaugh	3/45	18	38	47.4
Paul Lacrosse	29-41	34	56	60.7
Clifford Baker	42-39	58	84	69.0
Roger Potts	18-42	38	62	61.3
Robert Williams	45-13	24	38	63.2
Charles Webb	42-25	35	50	70.0
John Bogardus	33-41	34	52	65.4
Merlin Potts	12-40	24	44	54.5
Steve Kuchcinski	40-30	42	58	72.4

WINS-9 LOSSES-22 1042 1646 63.3

## 26. STEVE KUCHCINSKI—PA

Opponent	Score	R	SP	%
Jim Knisley	24-45	49	64	76.6
Oscar Manns	32-43	46	66	69.7
Alvin Perry	31-40	41	62	66.1
Al Zadroga	40-27	37	54	68.5
Mark Seibold	29-42	48	68	70.6
Carl Steinfeldt	31-40	38	54	70.4
Walter Ray Williams Jr.	16-42	40	58	69.0
Dale Lipovsky	15-40	29	44	65.9
John Kapnis	16-40	27	44	61.4
Don Titcomb	0-41	11	28	39.3
Peter Clark	44-5	27	34	79.4
Ben Wiedrich	38-40	49	72	68.1
Kevin Hollister	7-41	41	60	68.3
Kevin Cone	25-48	55	72	76.4
Jesse Gonzales	27-41	46	68	67.6
Art Tyson	29-40	44	64	68.2
Elden Sarbaugh	35-41	54	78	69.8
Paul Lacrosse	27-42	52	74	70.3
Art Sperber	15-44	35	54	64.8
Jack O'Connor	41-31	49	62	79.0
Nick Audette	12-41	39	56	69.6
Karl Van Sant	40-21	45	56	80.4
Alan Francis	24-42	37	54	68.5
Ron Powell	40-39	63	82	76.8
Charles Webb	40-37	41	62	66.1
Clifford Baker	40-37	39	54	72.2
Roger Potts	42-27	45	60	75.0
Robert Williams	40-3	1	28	75.0
Merlin Potts	35-42	47	68	69.1
John Bogardus	32-42	61	84	72.6
Coke Bowker	30-40	40	58	69.0

WINS-9 LOSSES-22 1296 1842 70.4

## 28. CHARLES WEBB—IL

Opponent	Score	R	SP	%
Dale Lipovsky	16-40	49	66	74.2
Mark Seibold	27-44	44	66	66.7
Carl Steinfeldt	19-41	51	70	72.9
Walter Ray Williams Jr.	18-40	40	56	71.4
Al Zadroga	17-43	33	54	61.1
Jim Knisley	35-40	59	78	75.6
Oscar Manns	34-40	47	62	75.8
Alvin Perry	19-41	40	58	69.0
Art Tyson	30-41	41	62	66.1
Kevin Hollister	1-40	18	34	52.9
Kevin Cone	32-42	58	82	70.7
Jesse Gonzales	41-38	51	72	70.8
Ben Wiedrich	39-40	48	68	70.6
John Kapnis	37-42	49	68	72.1
Don Titcomb	24-41	49	68	72.1
Peter Clark	42-12	36	52	69.2
Jack O'Connor	38-40	36	54	66.7
Elden Sarbaugh	20-41	33	54	61.1
Paul Lacrosse	34-42	46	64	71.9
Art Sperber	16-45	44	62	71.0
Ron Powell	29-41	48	68	70.6
Nick Audette	40-32	41	58	70.7
Karl Van Sant	40-31	41	60	68.3
Alan Francis	31-42	42	58	72.4
Steve Kuchcinski	37-40	40	62	64.5
Merlin Potts	40-39	52	72	72.2
John Bogardus	40-38	61	90	67.8
Coke Bowker	25-42	29	50	58.0
Robert Williams	40-0	0	0	0.0
Roger Potts	42-31	67	88	76.1
Clifford Baker	36-41	60	82	73.2

WINS-8 LOSSES-23 1353 1938 69.8

## MEN'S CHAMPIONSHIP FINALS—(Continued)

## 29. PETER CLARK—WA

Opponent	Score	R	SP	%
Clifford Baker	31-42	33	56	58.9
Merlin Potts	42-38	61	80	78.3
Robert Williams	35-42	59	84	70.2
Elden Sarbaugh	18-42	38	56	67.9
Alan Francis	42-27	41	56	73.2
Art Sperber	28-40	34	50	68.0
Nick Audette	40-30	50	62	80.6
Paul Lacrosse	27-40	38	54	70.4
Jack O'Connor	30-41	59	78	75.6
Coke Bowker	40-10	39	48	81.3
Steve Kuchcinski	5-44	14	34	41.2
Karl Van Sant	27-42	31	54	57.4
John Bogardus	41-39	40	66	60.6
Ron Powell	33-41	46	64	71.9
Roger Potts	31-40	39	62	62.9
Charles Webb	12-42	26	52	50.0
Dale Lipovsky	26-41	45	64	70.3
Kevin Hollister	15-43	28	46	60.9
Jim Knisley	7-43	29	50	58.0
Don Titcomb	29-40	63	86	73.3
Carl Steinfeldt	25-42	29	48	60.4
Mark Seibold	37-44	40	62	64.5
John Kapnis	8-41	30	52	57.7
Walter Ray Williams Jr.	9-40	33	48	68.8
Art Tyson	40-33	41	60	68.3
Jesse Gonzales	30-44	56	80	70.0
Kevin Cone	23-40	36	58	62.1
Ben Wiedrich	40-22	33	46	71.7
Oscar Manns	12-41	24	46	52.2
Alvin Perry	40-0	0	0	0.0
Al Zadroga	17-41	18	38	47.4

WINS-8 LOSSES-23 1153 1740 66.3

## 31. CLIFFORD BAKER—IL

Opponent	Score	R	SP	%
Peter Clark	40-31	37	56	66.1
Ben Wiedrich	39-42	56	76	73.7
John Kapnis	38-42	54	72	75.0
Don Titcomb	27-43	47	64	73.4
Jesse Gonzales	40-34	52	70	74.3
Art Tyson	31-42	47	62	75.8
Kevin Hollister	13-40	41	62	66.1
Kevin Cone	28-41	41	58	70.7
Alvin Perry	39-42	59	82	72.0
Al Zadroga	41-31	39	56	69.6
Jim Knisley	3-44	20	36	55.6
Oscar Manns	12-40	44	60	73.3
Walter Ray Williams Jr.	27-41	27	44	61.4
Dale Lipovsky	16-42	38	54	70.4
Mark Seibold	40-16	31	42	73.8
Carl Steinfeldt	38-40	51	72	70.8
Ron Powell	39-41	63	90	70.0
Nick Audette	28-45	44	64	68.8
Karl Van Sant	36-42	55	76	72.4
Alan Francis	9-42	26	42	61.9
Jack O'Connor	34-41	48	70	68.6
Elden Sarbaugh	35-40	83	104	79.8
Paul Lacrosse	32-41	47	68	69.1
Art Sperber	18-43	56	74	75.7
Coke Bowker	39-42	57	84	67.9
Steve Kuchcinski	37-40	38	54	70.4
Merlin Potts	24-43	31	52	59.6
John Bogardus	35-41	51	70	72.9
Roger Potts	38-41	44	66	66.7
Robert Williams	40-0	0	0	0.0
Charles Webb	41-36	63	82	76.8

WINS-6 LOSSES-25 1390 1962 70.8

## 30. ROGER POTTS—KS

Opponent	Score	R	SP	%
Mark Seibold	17-40	30	48	62.5
Carl Steinfeldt	16-42	42	60	70.0
Walter Ray Williams Jr.	34-41	48	68	70.6
Dale Lipovsky	7-40	28	46	60.9
Jim Knisley	17-40	28	46	60.9
Oscar Manns	23-41	47	70	67.1
Alvin Perry	41-31	52	70	74.3
Al Zadroga	39-41	48	68	70.6
Kevin Hollister	7-40	21	38	55.3
Kevin Cone	26-43	45	66	68.2
Jesse Gonzales	32-41	42	62	67.7
Art Tyson	43-30	47	66	71.2
John Kapnis	32-40	35	58	60.3
Don Titcomb	21-40	34	52	65.4
Peter Clark	40-31	41	62	66.1
Ben Wiedrich	11-40	37	54	68.5
Karl Van Sant	35-40	44	66	66.7
Alan Francis	23-40	37	54	68.5
Ron Powell	36-40	39	54	72.2
Nick Audette	25-40	31	52	59.6
Paul Lacrosse	40-24	40	58	69.0
Art Sperber	8-40	24	42	57.1
Jack O'Connor	31-40	50	72	69.4
Elden Sarbaugh	19-42	30	46	65.2
John Bogardus	38-45	50	70	71.4
Coke Bowker	42-18	44	62	71.0
Steve Kuchcinski	27-42	40	60	66.7
Merlin Potts	35-43	45	66	68.2
Clifford Baker	41-38	44	66	66.7
Charles Webb	31-42	62	88	70.5
Robert Williams	40-0	0	0	0.0

WINS-7 LOSSES-24 1205 1790 67.3

## 32. ROBERT WILLIAMS—MI

Opponent	Score	R	SP	%
John Kapnis	23-42	46	64	71.9
Don Titcomb	25-41	48	66	72.7
Peter Clark	42-35	63	84	75.0
Ben Wiedrich	32-40	33	52	63.5
Kevin Hollister	11-42	22	40	55.0
Kevin Cone	37-41	70	94	74.5
Jesse Gonzales	6-40	17	32	53.1
Art Tyson	30-40	34	58	58.6
Jim Knisley	7-42	36	54	66.7
Oscar Manns	40-32	39	56	69.6
Alvin Perry	35-41	41	62	66.1
Al Zadroga	21-42	32	54	59.3
Mark Seibold	18-41	28	44	63.6
Carl Steinfeldt	19-40	33	52	63.5
Walter Ray Williams Jr.	24-42	48	62	77.4
Dale Lipovsky	19-41	42	60	70.0
Paul Lacrosse	34-42	29	48	60.4
Art Sperber	45-24	45	58	77.6
Jack O'Connor	41-37	52	72	72.2
Elden Sarbaugh	36-41	64	86	74.4
Karl Van Sant	13-42	30	48	62.5
Alan Francis	6-40	14	34	41.1
Ron Powell	36-43	41	62	66.2
Nick Audette	11-42	27	48	56.3
Merlin Potts	3-41	12	32	37.5
John Bogardus	8-41	14	36	38.9
Coke Bowker	13-45	14	38	36.8
Steve Kuchcinski	3-40	10	28	35.7
Charles Webb	0-40	0	0	0.0
Clifford Baker	0-40	0	0	0.0
Roger Potts	0-40	0	0	0.0

WINS-4 LOSSES-27 984 1524 64.6

# DEADEYE HORSESHOES

## NOW IN

### FIVE MODELS

CLYDESDALES NOW IN LIGHTER WEIGHTS

	Price Per Pr.—Up to 12 Pairs	Price Per Pr.—12 Prs. & Over
CLYDESDALES 2# 10 oz., 2# 9 oz., 2# 8 oz., & 2# 7 oz.	\$27.00/Pr.	\$20.00/Pr.
N.T. 2# 10, 9, 8, 7 oz.	\$27.00/Pr.	\$20.00/Pr.
REGULAR 2# 8, 7, 6 oz.	\$27.00/Pr.	\$20.00/Pr.
E-Z GRIP 2# 10, 9, 8, 7 & 6 oz.	\$32.00/Pr.	\$25.00/Pr.

*Prices on all "DEADEYE" f.o.b. point of shipment.  
Missouri residents add 4.725% sales tax.*

All "DEADEYES" are dead soft (curved only).

All "DEADEYE" are guaranteed against breakage for 2 years  
from Date of Original Purchase (NOT RE-PLACEMENT DATE)

Contact (Bill Courtwright ONLY) for special prices on  
rejects and returned shoes (NO GUARANTEE)

DEADEYE Caps Available — \$5.00 postpaid

W. Courtwright  
P.O. Box 742  
Fenton, MO 63026  
Phone: (314) 376-5222  
(314) 677-2200 (8-5)

Walter Ray Williams, Jr.  
c/o Esther Williams  
2550 North Vine  
Tucson, AZ 85719  
Phone: (602) 323-7445  
(602) 795-1389 after 6 p.m.

For Local NHPA Representative Contact:  
Game Related National Buyer  
Edward A. Domey,, P.O. Box 298, Wilkinsonville, Ma 01590  
(617) 865-4619

**ORDER DIRECT or from NHPA REPRESENTATIVE**

## MEN'S CHAMPIONSHIP—(Continued)

## MEN'S CLASS A PRELIMS

	Won	Lost	%
Art Sperber, WA	12	3	74.3
Jack O'Connor, MN	12	3	71.7
Mark Stevens, WI	12	3	69.2
Steve Kuchinski, PA	11	4	70.7
Charles Webb, IL	11	4	70.5
George Moon, OH	11	4	67.3
John Kapnis, MA	10	5	73.0
John Bogardus, NY	10	5	70.53
Roger Vogel, TX	10	5	63.2
Wayne Luoma, OH	9	6	69.8
Wilbert Foelske, IA	9	6	65.7
Jack Melton, VA	9	6	64.7
Jeff Williams, CA	9	6	63.9
Ron Powell, KY	8	7	70.7
Bill MacIntyre, NJ	8	7	66.4
Herb Criss, WA	8	7	65.0
J. B. Fuller, NC	8	7	65.0
Anthony Hankins, KY	8	7	62.7
Raymond Rugg, PA	7	8	64.5
John Udelhofen, WI	7	8	61.2
Robert Outt, KS	7	8	60.0
Gary Roberts, OH	6	9	66.3
Elwyn Cooper, MO	6	9	66.0
Dave Hughes, MN	6	9	63.4
Vernon Valdois, KS	5	10	63.2
Harold Darnold, IA	5	10	61.7
Clayton Bonham, MI	4	11	60.8
Randy Rein, WI	4	11	57.7
Mike Blankenship, IN	3	12	58.7
Jack Baldwin, OH	2	13	55.0
John Martin, OH	2	13	46.4
Dave Loucks, CA	1	14	54.5

## MEN'S CLASS B PRELIMS

	Won	Lost	%
Nick Audette, MN	14	1	72.50
Barry Chapelle, OR	12	3	70.16
Roger Norwood, TN	12	3	69.17
Charles Kilgore, MO	12	3	67.5
Richard Pintor, CO	11	4	67.33
Allen Perry, VA	10	5	65.33
Paul Stewart, NC	10	5	63.83
Ted Traversie, SD	10	5	58.00
Jack Aretz, MS	9	6	61.50
John Brown, OH	9	6	57.86
Doug Crawford, OH	8	7	64.00
Dan Beshore, PA	8	7	63.83
Marion Turner, MO	8	7	63.17
Gary Gardner, OH	8	7	61.83
Tom Gallina, ONT	8	7	61.33
Dale Dombrowski, OH	8	7	60.18
Kevin McLachlin, CAN	8	7	60.16
John Honkins, KY	8	7	55.50
Donald Kagas, WI	7	8	62.50
Steve Koehn, WI	7	8	61.33
James Wiltse, MI	6	9	59.50
Arnold Ricke, LA	6	9	58.46
Chuck Seal, CA	6	9	56.00
Ed Domey, MA	6	9	52.00
George Whittemore, CA	5	10	57.66
Gerald Strangeland, MN	5	10	50.83
Joseph Anzaldi, MN	4	11	55.50
Emery Brandt, NE	4	11	53.66
Stanley Ulku, MN	4	11	53.50
Andrew Kutsch, ONT	3	12	50.00
Darrel Taubee, IN	2	13	53.66
Phil Zozzaro, NJ	2	13	47.66

## MEN'S PRELIMS CHAMP 1

	Won	Lost	%
Mark Seibold, IN	7	0	78.9
George Moon, OH	5	2	68.6
Harold Darnold, IA	5	2	66.3
Roger Comero, WI	4	3	56.0
Mike Blankenship, IN	3	4	64.9
Gary Gardner, OH	3	4	58.3
Bill Wicker, IN	1	6	47.7
Fred Krentz, MN	0	7	37.4

## MEN'S PRELIMS CHAMP 3

	Won	Lost	%
Jim Knisley, OH	6	1	80.9
Coke Bowker, TX	5	2	71.7
Joseph Anzaldi, MN	5	2	59.1
George Whittenore, CA	4	3	60.0
Stanley Ulku, MN	3	4	58.9
Leroy Rowe, IN	3	4	54.3
Tom Stroh, ONT	2	5	52.6
Leon O'Dell, VT	0	7	44.9

## MEN'S PRELIMS CHAMP 2

	Won	Lost	%
Walter R. Williams, CA	7	0	83.4
Robert Williams, MI	6	1	72.6
Elden Sarbaugh, OH	5	2	72.9
Roger Isenberg, MN	4	3	56.3
Greg Rathburn, IN	2	5	56.6
Eugene Bussard, IN	2	5	52.9
Charles Dunlap, OH	2	5	50.0
Richard Gyorkos, MI	0	7	37.4

## MEN'S PRELIMS CHAMP 4

	Won	Lost	%
Kevin Hollister, VT	7	0	75.1
Jack Baldwin, OH	4	3	65.4
Steven Kuchcinski, PA	4	3	65.1
Bill Hofecker, PA	3	4	55.4
Boba Sutton, NY	3	4	54.9
Walter Deuster, NY	3	4	49.7
Chuck Seal, CA	2	5	58.0
Tom Williams, MI	2	5	52.6

## MEN'S CHAMPIONSHIP—(Continued)

## MEN'S PRELIMS CHAMP 5

	Won	Lost	%
Dale Lipovsky, MN	7	0	83.71
Paul Lacrosse, CO	6	1	72.57
John Bogardus, NY	5	2	67.43
Steve Koehn, WI	4	3	61.14
Kent Anderson, CO	3	4	56.86
Arnie Fankhauser, NE	2	5	56.57
Ralph Cullum, FL	1	6	44.57
Jerry Kahle, OK	0	7	40.29

## MEN'S PRELIMS CHAMP 6

	Won	Lost	%
Alvin Perry, VA	7	0	76.29
Ron Powell, KY	6	1	69.71
Clayton Bonham, MI	5	2	66.86
Donald Kangas, WI	4	3	57.71
Waldo Dettler, OH	3	4	52.0
Earl Winston, MO	2	5	53.71
Jim Harris, AL	1	6	48.29
Ronald Sutton, IL	0	7	42.57

## MEN'S PRELIMS CHAMP 7

	Won	Lost	%
Ben Wiedrich, OR	6	1	71.43
Dan Beshore, PA	6	1	61.14
Jerry Black, ND	5	2	60.57
Tom Galuna, ONT	3	4	58.00
Marvin Bastian, TN	3	4	54.57
Martin Birkholz, MN	2	5	52.00
James Basinger, IL	2	5	45.14
Jim Shilling, IN	1	6	48.86

## MEN'S PRELIMS CHAMP 8

	Won	Lost	%
John Kapnis, MA	6	1	68.86
Randy Rein, WI	6	1	64.00
Art Tyson, NY	5	2	74.29
Mark Stevens, WI	5	2	66.86
Barry Chapelle, OR	3	4	62.29
Don Peters, IL	2	5	53.43
Joseph Pagnanelli, PA	1	6	47.14
Robert Shaver, IL	0	7	48.57

## MEN'S PRELIMS CHAMP 9

	Won	Lost	%
Art Sperber, WA	5	2	70.00
Charles Webb, IL	5	2	69.43
Roger Vogel, TX	5	2	68.29
Robert Outt, KS	5	2	63.43
Len Hoffman, ND	3	4	50.86
John Hankins, KY	2	5	58.29
Jerry Holt, OK	2	5	55.14
Steve Stensgaard, MN	1	6	44.00

## MEN'S PRELIMS CHAMP 10

	Won	Lost	%
Carl Steinfeldt, TL	7	0	83.43
Jeff Williams, CA	4	3	66.00
Darrell Taulbee, IN	4	3	60.00
J. B. Fuller, NC	3	4	63.71
Emery Brandt, NE	3	4	58.57
Chuck Arnold, OK	3	4	54.00
Harold Lange, IL	2	5	54.57
Brian Repinski, WI	2	5	52.86

## MEN'S PRELIMS CHAMP 11

	Won	Lost	%
Clifford Baker, IL	7	0	73.7
Bill MacIntyre, NJ	6	1	66.9
Wilbert Foelske, IA	5	2	64.9
Kenneth Schaver, IL	4	3	55.4
Edward Blum, PA	3	4	49.7
Donald Holstrup, WI	2	5	42.6
William Ungetheim, IN	1	6	60.3
Richard Hansen, WI	0	7	36.9

## MEN'S PRELIMS CHAMP 12

	Won	Lost	%
Kevin Cone, IA	6	1	71.7
Jack O'Connor, MN	5	2	67.1
Dale Dombrowski, OH	5	2	60.0
Earl Waggoner, OH	4	3	56.3
Roger Norwood, TN	3	4	60.9
Gerald Strangland, MN	3	4	56.9
Daniel Bloom, WI	1	6	54.0
Bernard Carley, WI	1	6	45.7

## MEN'S PRELIMS CHAMP 13

	Won	Lost	%
Karl Van Sant, IN	6	1	71.7
Raymond Rugg, PA	6	1	65.4
Charles Kilgore, MO	5	2	63.1
Ed Domey, MA	5	2	61.1
Mark Bratley, IL	3	4	56.0
Keith Baker, IA	2	5	56.3
Glen Hoppes, IN	1	6	51.1
Buck Neville, IL	0	7	30.6

## MEN'S PRELIMS CHAMP 14

	Won	Lost	%
Jessie Gonzales, CA	7	0	74.0
Dod Titcomb, CA	6	1	72.3
Jack Melton, VA	5	2	68.3
Nick Audette, MN	4	3	60.9
Doug Crawford, OH	2	5	57.7
Ted Traversie, SD	2	5	56.9
Thomas Goff, OK	2	5	53.1
Thomas Bestul, OH	0	7	44.6

## MEN'S CHAMPIONSHIP—(Continued)

## MEN'S PRELIMS CHAMP 15

	Won	Lost	%
Oscar Manns, OH	7	0	75.14
Peter Clark, WA	6	1	73.43
John Udelhofen, WI	5	2	68.29
Wayne Luoma, OH	4	3	68.29
Allen Perry, VA	2	5	58.57
Jack Aretz, MI	2	5	58.29
Roger Poutanen, WI	2	5	50.86
Angelo Cieslak, MA	0	7	49.71

## MEN'S PRELIMS CHAMP 17

	Won	Lost	%
Albert Zadroga, PA	7		78.57
Richard Pintor, CO	6		63.43
Lloyd Johnson, WI	4		56.57
Anthony Hankins, KY	3		65.43
John Martin, OH	3		55.14
Fred Brown, OH	2		56.0
Bill Vanderburg, ONT	2		54.0
Jonathan, Williams, CA	1		54.0

## MEN'S PRELIMS CHAMP 16

	Won	Lost	%
Merlin Potts, KS	7		72.57
Roger Potts, KS	5		70.29
Dave Loucks, CA	5		66.57
Dave Hughes, MN	4		64.29
Kevin McLachlin, CAN	3		62.00
Andrew Kutsch, ONT	2		60.57
Ken Roy, ONT	2		56.86
Robert Earnes, MO	0		54.57

## MEN'S PRELIMS CHAMP 18

	Won	Lost	%
Alan Francis, MO	7		72.57
Arnold Ricke, LA	6		61.71
Gary Roberts, OH	5		66.0
John Brown, OH	4		61.43
Dennis Ohms, UT	3		51.14
Gordon Miller, OH	1		50.29
Randy Hankins, KY	1		50.29
James Simmet, MI	1		47.71

## MEN'S PRELIMS CHAMP 19

	Won	Lost	%
Herbert Criss, WA	6		68.86
Elwyn Cooper, MO	5		68.86
Vernon Valdois, KS	5		64.25
Paul Stewart, NC	4		58.57

	Won	Lost	%
Marion Turner, MO	3		62.29
James Wiltse, MI	3		58.86
Dan Cooper, WI	1		52.86
Vince Jakel, WI	1		52.29

## MEN'S FINALS CLASS A

	Won	Lost	%
John Kapnis, MA	6	1	77.1
John Bogardus, NY	4	3	74.2
Art Sperber, WA	4	3	73.7
Jack O'Connor, MN	4	3	73.3
George Moon, OH	3	4	72.1
Steven Kuchcinski, PA	3	4	71.8
Charles Webb, IL	3	4	69.9
Mark Stevens, WI	1	6	68.1

## MEN'S FINALS CLASS C

	Won	Lost	%
Earl Waggoner, OH	7	0	63.5
Bill Hofecker, PA	5	2	63.5
Roger Isenberg, MN	3	4	64.2
Keith Baker, IA	3	4	61.2
Jonathan Williams, CA	3	4	59.8
Roger Comerio, WI	3	4	55.7
Bill Vanderburg, ONT	2	5	61.5
Marvin Bastian, TN	2	5	65.3

## MEN'S FINALS CLASS B

	Won	Lost	%
Rich Pintor, CO	7	0	70.9
Nick Audette, MN	5	2	68.0
Barry Chapelle, OR	4	3	70.3
Charles Killgore, MO	4	3	69.0
Roger Norwood, TN	3	4	65.2
Ted Traversie, SD	3	4	58.0
Paul Stewart, NC	2	5	65.9
Allen Perry, VA	0	7	58.3

## MEN'S FINALS CLASS D

	Won	Lost	%
Bill Wicker, IN	6	1	60.2
Glen Hoppes, IN	6	1	60.3
Charles Dunlap, OK	4	3	60.8
Leon O'Dell, VT	4	3	53.1
Joseph Pagnanelli, PA	3	4	55.1
James Basinger, IL	2	5	53.9
Martin Birkholz, MN	2	5	52.0
Len Hoffman, ND	1	6	42.2



## MEN'S CHAMPIONSHIP—(Continued)

### MEN'S FINALS CLASS E

	Won	Lost	%
Kevin McLachlink, ONT ...	6	1	61.1
George Whittemore, CA ...	6	1	59.6
Jack Arentz, MI .....	5	2	55.8
Harold Lange, IL .....	4	3	58.2
Fred Brown, OH .....	3	4	54.8
Glen Hoppes, IN .....	2	5	54.4
Roger Comero, WI .....	1	6	52.7
Angelo Cieslak, MA .....	1	6	50.3

### MEN'S FINALS CLASS F

	Won	Lost	%
Stanley Ulku, MN .....	7	0	55.7
Gerald Stangland, MN ....	5	2	60.5
Arnie Fankhauser, NE ....	5	2	56.0
Don Goldsmith, WI .....	4	3	51.0
Kenneth Schaver, IL .....	3	4	49.7
Vince Jakel, WI .....	2	5	49.5
James Shilling, IN .....	2	5	48.2
Dennis Ambuehl, WI .....	0	7	47.3

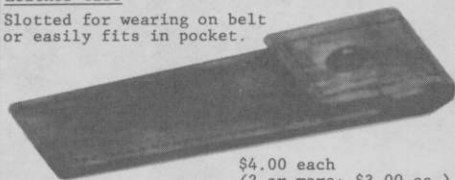
# THE HORSESHOE PITCHERS' COMPANION

Pat. No. 4,399,614


- FEATURES:
1. Calipers for measuring close points.
  2. File to remove burrs from shoes.
  3. A 6" notch for measuring legal points.
  4. Straight edge for measuring ringers.
  5. Scraper for removing dirt, mud, etc.
  6. Just the right size for back pockets.
  7. NHFA approved.

#### Leather Case

Slotted for wearing on belt or easily fits in pocket.



\$4.00 each  
(2 or more: \$3.00 ea.)



4. STRAIGHT EDGE for measuring ringers

2. FILE to remove burrs from shoes

5. SCRAPER for removing dirt

3. 6" NOTCH for legal points

1. CALIPERS for measuring close points

**\$8.95**

(2 or more: \$8.00 ea.)

Send to: Horseshoe Pitchers' Companion  
6639 Dry Creek  
Barnhart, MO 63012  
(Add \$1.50 for postage and handling)

\*AGENTS WANTED



# NATIONAL HORSESHOE PITCHERS ASSOCIATION

SANCTUARY  
87-268

*Co-Director*

**DAVE LORAN**

13656 Thoroughbred  
Grass Valley, California  
916/477-XXXX

**DONNIE RAY**

Box 2  
Munroe Falls, Ohio  
216/688-XXXX

## HORSESHOE PITCHERS TOURNAMENT NOVEMBER 15-19, 1987 HACIENDA ROOMS OR HACIENDA CAMPERLAND RESERVATION

Name \_\_\_\_\_

Address \_\_\_\_\_

Phone \_\_\_\_\_

# In Party \_\_\_\_\_

Arrival Date & Time \_\_\_\_\_

Departure Date \_\_\_\_\_

# Nights \_\_\_\_\_

Hotel at \$30.00 = \$ \_\_\_\_\_

# Nights \_\_\_\_\_

Camperland . \$8.31 = \$ \_\_\_\_\_

\*Coast to Coast \_\_\_\_\_

Camperland - Coast to Coast members must bring in one Blue Card for each days stay.

### NAMES OF ADDITIONAL GUESTS IN ROOM

# in room entering Tournament a \$50.00 each \_\_\_\_\_

# in room - Banquet Package at \$15.00 each \_\_\_\_\_

CIRCLE room type desired - 2 beds or 1 bed (up to 4 persons - No rolla ways)

TOURNAMENT ENTRY - \$50.00

REFUNDS - Applicable to forty eight (48) hours prior to registration. No refunds after November 13, 1987.

Name \_\_\_\_\_

Address \_\_\_\_\_

Phone \_\_\_\_\_

Ringier Percentage \_\_\_\_\_

NHPA Card No. \_\_\_\_\_



ONAL  
SHOE  
HERS  
IATION

TION #  
87128

ectors:

LOUCKS  
ughbred Loop  
California 95949  
77-7060

ROBERTS

x 278  
s, Ohio 44262  
88-6522

# Las Vegas

## HACIENDA

RESORT HOTEL & CASINO

FIFTH ANNUAL  
HORSESHOE PITCHERS  
TOURNAMENT

November 15-19, 1987

Over \$23,800 In Cash\*

\*Based on 360 entrants and prorated and limited to 360 entrants.

\*\*Tournament will be held in the Matador Arena (Indoors).



3950 Las Vegas Blvd. South  
P.O. Box 98506

Las Vegas, Nevada 89193-8506

(702) 739-8911

## PRIZES—ALL CLASSES

1st Prize - \$400.00 — 2nd Prize - \$300.00 — 3rd Prize - \$220.00  
 4th Prize - \$150.00 — 5th Prize - \$120.00 — 6th Prize - \$100.00  
 In addition the next six (6) best won-loss receive from each class \$50.00

## AGENDA

**SUNDAY, November 15**—2 pm - 6 pm—Room and Tournament Registration

**NO HOST COCKTAILS—MEETING**—7:00 pm - 9:00 pm.

**MONDAY, TUESDAY and WEDNESDAY—COMPETITION.**

**THURSDAY, NOVEMBER 19** - 7:00 a.m. - 2:00 p.m.—**FINALS.**

**NO HOST BAR - 6:30 P.M. AWARDS BANQUET - 7:30 p.m.**

**LIVE BANDS & DANCING - 9:00 P.M.**

**\*Tournament Entry fee: \$50.00** - All to prize money plus HACIENDA Added Purse.

All Rooms \$30.00 Per Night, Including Tax. One to Four People Per Room (No Rollaways).

**BANQUET PACKAGE: \$15.00 Per Person**—includes: Sit Down Banquet (Thursday Night) Live Band and Dancing after Banquet.

**FORMAT OF PLAY:** Mixed - Handicap - No Juniors - All games 50 schoe cancellation. All Clases - 24 Players per class. Two 12 player groups per class - 12 RR. Winner of each group plus 4 highest won-loss records from the class advance to 6 player class. Championship Ladder (percentage to break ties) ALL Entrants play at least 2 days.

**\*NOT staying at Hacienda—\$60.00. \*\*Those 6 advancing to Championship Ladders will be assessed an additional \$25.00 Finals Fee.**

Name \_\_\_\_\_ Ringer Percentage \_\_\_\_\_ NHGPA Card No. \_\_\_\_\_

Address \_\_\_\_\_ Phone: (        ) \_\_\_\_\_

### BANQUET PACKAGE \$15.00 PER PERSON

Name \_\_\_\_\_ No. \_\_\_\_\_ at \$15.00 \_\_\_\_\_

Address \_\_\_\_\_

City \_\_\_\_\_ Phone: (        ) \_\_\_\_\_

Make checks payable to HACIENDA HOTEL  
 Mail to HACIENDA RESORT HOTEL and CASINO  
 P.O. Box 98506  
 Las Vegas, Nevada 89193-8506

TOTAL ENCLOSED \$ \_\_\_\_\_  
 ENTRY FEE CHECK MUST  
 ACCOMPANY ENTRY FORM.

## MEN'S CHAMPIONSHIP—(Continued)

## MEN'S FINALS CLASS G

	Won	Lost	%
George Bradfield, GA	6	1	51.5
Mark Boodwin, MN	4	3	54.6
John Thomas, NJ	4	3	51.1
Dave Rose, OH	3	4	47.7
Leonard Conner, IN	3	4	46.0
Bud Helmen, MN	3	4	45.5
Lee Mathson, W	3	4	45.0
Walt Dettler, OH	2	5	50.8

## MEN'S FINALS CLASS L

	Won	Lost	%
Larry Barber, WI	7	0	47.1
Dennis Ohms, UT	6	1	55.2
John Atchley, LA	4	3	39.3
Roy Reed, MN	3	4	44.4
Roy Laine, MN	3	4	37.0
Gordon Schmidt, MN	2	5	37.4
Larry Harmon, OH	2	5	32.1
George Rissman, IL	1	6	36.0

## MEN'S FINALS CLASS H

	Won	Lost	%
Arnold Ricke, LA	6	1	55.1
Greg Rathburn, IN	5	2	58.6
Phil Allen, OH	5	2	55.9
Jesse Starwalt, IL	4	3	50.0
Gerald Weidert, WI	3	4	46.44
Richard Mueller, MN	3	4	46.40
Jim Carey, IL	2	5	42.8
Glenn King, OK	0	7	40.8

## MEN'S FINALS CLASS M

	Won	Lost	%
David Ackley, OH	7	0	47.3
Wallace Topper, WI	6	1	42.3
Alan Ayers, WI	4	3	38.3
Rick Spain, OH	4	3	36.4
Thomas Reid, IL	3	4	34.8
Larry Nelson, MN	2	5	32.2
Carl Larson, MN	1	6	34.4
Bob Champion, CO	1	6	27.5

## MEN'S FINALS CLASS I

	Won	Lost	%
Roger Isenberg, MN	7	0	57.45
Bob Christiansen, MN	5	2	49.12
Donald Brown, OH	5	2	43.92
Gary Erickson, ND	4	3	45.58
Leonard Lazar, WI	3	4	44.71
Don Marx, IA	2	5	42.05
Donald Wild, CO	2	5	38.04
Bob Steimel, IN	0	7	31.09

## MEN'S FINALS CLASS N

	Won	Lost	%
Henry Lich, MT	6	1	44.2
Charles Fast Horse, SD	4	3	43.9
Robert Gregorich, WI	4	3	42.3
John Siers, SD	4	3	39.2
Rudy Beracy, MI	3	4	40.2
Irvin Munkel, IA	3	4	39.8
Slim Allen, IA	2	5	37.5
Chris Christiansen, MN	2	5	35.2

## MEN'S FINALS CLASS J

	Won	Lost	%
Marvin Edson, NE	7	0	48.5
Eugene Webster, KY	6	1	47.0
Bill Courtwright, MO	5	2	47.7
Dean Gorder, MN	3	4	47.3
Harvey Christiansen, MN	3	4	38.9
Bob Bayerl, MN	2	5	41.0
Laverne Dohm, WI	1	6	41.0
Hutch McMahan, MN	1	6	39.2

## MEN'S FINALS CLASS O

	Won	Lost	%
Robert Dunn, MN	7	0	42.6
Mark Kranski, WI	5	2	37.4
Don McTaggart, KS	4	3	33.4
Douglas Fast House, SD	3	4	36.59
Monty Roberts, KY	3	4	36.53
George King, IL	3	4	31.9
Frank Koehler, IA	2	5	30.9
Wallace Moen, MN	1	6	33.9

## MEN'S FINALS CLASS K

	Won	Lost	%
William Larsen, MN	6	1	48.9
Jerry Hokkala, MN	5	2	50.8
Ken Jaeger, WI	5	2	48.1
Harry Palmateer, IN	4	3	41.8
Leonard Mauthe, WI	4	3	39.2
Bill Schaaf, WI	2	5	43.9
Richard Wisniewski, IL	2	5	38.4
Louis Pottinger, KY	0	7	27.5

## MEN'S FINALS CLASS P

	Won	Lost	%
William Miskella, CT	5	2	34.6
Jerry Volz, WI	5	2	41.3
Jim Larkin, MO	4	3	38.7
Cliff Caron, MN	4	3	37.0
Kent McPhail, IA	4	3	34.5
Charles Jones, OH	4	3	31.3
Everett Snead, CO	2	5	37.5
James Lovald, WI	0	7	27.7

## MEN'S CHAMPIONSHIP—(Continued)

## MEN'S FINALS CLASS Q

	Won	Lost	%
Steve Baumbarts, MN	6	1	41.0
Harold Bischel, MN	5	2	37.3
John Moak, OH	5	2	36.9
Paul Hilgenberg, SD	4	3	35.4
Forrest Bellows, MN	3	4	33.1
Emile Landry, LA	3	4	29.1
Art Solhem, CT	1	6	30.0
Ralph Yost, MN	1	6	28.0

## MEN'S FINALS CLASS S

	Won	Lost	%
Donald Wagner, WI	5		35.3
Steve Cieslewicz, WI	5		32.3
Fred Extrand, MN	4		34.79
Gregory Bottlemey, WI	4		30.59
Rick Gwinn, MO	3		32.54
Chuck Brandt, NE	3		32.47
Fred Rein, NE	2		30.30
Peter Aadland, MN	2		24.70


## MEN'S FINALS CLASS R

	Won	Lost	%
Art Halverson, MN	5	2	40.0
Oscar Hope, MI	5	2	37.2
Ray Watkins, SD	5	2	38.9
Jim Newland, MN	5	2	33.0
Clayton Iles, LA	3	4	29.4
Marvey Washburn, KS	2	5	34.7
Francis Franks	2	5	30.2
William Progen, MA	1	6	32.0

## MEN'S FINALS CLASS T

	Won	Lost	%
Tom Modl, WI	6	1	38.0
James Ganther, WI	5	2	37.9
Terry Schrage, WI	4	3	32.6
Dean LeClere, IA	4	3	30.2
Wally Peterson, MN	3	4	31.2
Lewis Kent, MO	2	5	31.3
Bill Matey, WI	2	5	26.8
Joe Lepley, IA	2	5	25.3

**CLAY N' SAND** has the perfect Pitching Shoe  
versatile enough to wear **EVERYDAY!**



**\$59<sup>95</sup>**

Mens 8 - 12½  
Womens 6 - 9½

Comfortable and lightweight breathability  
insures exceptional balance needed  
to WIN GAMES and reach GOALS,  
versatile enough to wear  
**EVERYDAY!**



**—MAKES AN EXCELLENT GIFT—  
ORDER TODAY!**

Send check or money order for \$59<sup>95</sup> plus \$3<sup>00</sup> shipping and handling,  
plus your **SIZE, NAME** and **ADDRESS** to:

6901 Sheridan Rd.  
Kenosha, WI 53140  
414-654-6404  
WI residents add 5%

**CLAY N' SAND**  
**MADE IN THE USA**

19 Ridge Road  
Burlington, CT 06013  
1-800-243-3158



**MEN'S CHAMPIONSHIP—(Continued)****MEN'S FINALS CLASS U**

	Won	Lost	%
Lloyd Rouse, WI	5	2	30.3
Vern Jamison, NE	4	3	32.8
Jerry Gossen, WI	3	4	30.7
Ivan Ruzic, WI	2	5	27.5
Charles Moravec, WI	2	5	21.5
Bill Orman, MN	0	7	22.3

**MEN'S FINALS CLASS W**


	Won	Lost	%
Kevin Brekke, WI	4	3	24.1
Ron Zepplin, WI	3	4	20.0
Alvin Luthens, MN	3	4	15.6
Tom Steinke, WI	2	5	20.7
Gary McLachlin, ONT	2	5	19.9
David Garen, OH	2	5	17.5

**MEN'S FINALS CLASS V**

	Won	Lost	%
Robert Hopkins, NE	7	0	29.8
Paul Wagner, WI	5	2	32.2
Basil Huffman, MS	5	2	31.3
Guy DeBord, IN	4	3	31.0
Lawrence Jorgenson, ND	4	3	26.6
Sylvester Okon, WI	2	5	20.8
Charles Beeson, NE	1	6	18.0
Roger Hefty, AK	0	7	18.8

**MEN'S FINALS CLASS X**

	Won	Lost	%
Russ Hoppe, MN	6	1	30.7
Carl Warner, MN	5	2	23.6
Eli Lucas, WI	5	2	21.9
Mel Cook, WI	4	3	24.9
Shawn Swain, MN	3	4	18.0
Leland Waldron, NY	3	4	15.6
Rick Thoma, WI	1	7	17.3
Paul Kiefat, ND	1	7	13.2

**NHPA APPROVED**

Guaranteed one year  
from date of purchase

**THE FIRST NEW DESIGN  
of the  
PROFESSIONAL PITCHING  
HORSESHOE**

The horseshoe with calkers on the reversed side of the toeplate. The FLIP-STYLE pitcher will now have the two calkers in a down position landing in pit.

**HIGH GRADE STEEL CASTING**

2.8 and 2.9 oz. only — \$27.00 pr., plus \$3.00 UPS

STAINLESS STEEL — \$54.50 pr., plus \$3.00 UPS

2 lb. 8 and 2 lb. 9 oz. only

Send checks or money orders to:

PETE DONOHO  
704 STATE STREET  
REDDING, CA 96001  
Ph. 916-243-5761



**CAL-FLIP**

Allow ample time for delivery    Made in U.S.A., Richmond, Calif.

## MEN'S CHAMPIONSHIP—(Continued)

## MEN'S PRELIMS C SECT. 1

	Won	Lost	%
Roger Isenberg, MN	12	3	62.2
Bill Vanderburg, ONT	12	3	61.8
Keith Baker, IA	11	4	60.5
Jonathan Williams, CA	10	4	61.5
Tom Stroh, ONT	9	6	55.3
Arnie Fankhauser, MN	8	7	57.0
Robert Barnes, MO	7	8	58.7
Leroy Rowe, IN	7	8	52.8
Eugene Bussard, IN	7	8	51.8
Jerry Holt, OK	6	9	52.5
Fred Brown, OK	6	9	48.7
Mark Bratley, IL	6	9	46.8
Thomas Goff, OK	5	10	53.5
Tom Williams, MI	5	10	51.8
Kent Anderson, CO	5	10	51.0
Bob Sutton, NY	4	11	50.3

## MEN'S PRELIMS C SECT. 2

	Won	Lost	%
Earl Waggoner, OH	12	3	62.2
Marvin Bastian, TN	12	3	58.3
Bill Hofecker, PA	12	3	56.3
Roger Comerero, WI	11	4	60.2
Dan Cooper, WI	9	6	59.1
Daniel Bloom, WI	8	7	59.3
Brian Repinski, WI	8	7	57.3
Lloyd Johnson, WI	8	7	56.5
Don Peters, IL	7	8	57.5
Harold Lange, IL	7	8	52.3
Kenneth Shaver, IL	5	10	53.3
Earl Winston, MO	5	10	52.8
Chuck Arnold, OK	5	10	52.7
Greg Rathburn, IN	4	11	57.8
Vince Jakel, WI	4	11	53.7
Ken Roy, ONT	3	12	51.3

## MEN'S PRELIMS CLASS D

	Won	Lost	%
Bill Wicker, IN	12	3	60.8
Martin Birkholz, MN	12	3	57.8
Len Hoffman, ND	12	3	56.3
Joseph Pagnanelli, PA	11	4	57.0
Charles Dunlap, OH	10	5	56.8
Leon O'Dell, VT	10	5	56.7
Glen Hoppes, IN	10	5	56.5
James Basinger, IL	10	5	52.5
James Shilling, IN	9	6	57.0
Ralph Cullum, FL	9	6	54.6
James Simmet, MI	9	6	53.8
Roger Poutanen, WI	9	6	53.0
Jerry Kahle, OK	9	6	43.5
Walter Dettler, OJ	8	7	53.5
Edward Blum, PA	8	7	50.3
Ronald Sutton, IL	8	7	49.8

	Won	Lost	%
Jim Harris, AL	7	8	54.2
Kenneth Shaver, IL	7	8	52.0
Angelo Cieslak, MA	7	8	51.8
William Ungetheim, IN	7	8	51.3
Dennis Ohms, UT	7	8	51.2
Fred Krentz, MN	7	8	48.3
Walter Deuster, NY	7	8	46.7
Gordon, Miller, OH	6	9	54.7
Randy Hankins, KY	6	9	53.5
Steve Stensgaard, MN	6	9	44.3
Thomas Bestul, OH	4	11	47.3
Donald Hostrup, WI	4	11	46.0
Bernard Carley, WI	3	12	46.0
Richard Gyorkos, MI	3	12	45.0
Richard Hansen, WI	3	12	43.7
Buck Neville, IL	0	15	36.0

## MEN'S PRELIMS CLASS E

	Won	Lost	%
Harold Lange, IL	13	2	60.8
Jack Aretz, MI	12	3	59.3
Kevin McLachlin, ONT	12	3	52.8
Fred Brown, OH	11	4	58.3
Angelo, Cieslak, MA	11	4	53.1
Glen Hoppes, IN	10	5	59.8
Roger Comerero, WI	10	5	57.0
George Whittmore, CA	10	5	56.8
Len Hofmann, ND	10	5	54.0
Jerry Roussel, IA	10	5	53.8
Doug Crawford, OH	10	5	53.1
William Wilson, IA	10	5	50.1
Robert Barnes, MO	9	6	58.8
Steve Adehn, WI	9	6	56.1
Chuck Seal, CA	8	7	56.6
Mark Bratley, IL	8	7	53.0

	Won	Lost	%
Raymond Lust, MN	8	7	52.0
Joe Morris, PA	8	7	47.1
Steve Wiegert, WI	7	8	53.5
Merrill Semingson, WI	7	8	48.0
Lloyd Johnson, WI	6	9	53.6
Cliff Costello, CT	6	9	49.6
Robert Wells, MI	6	9	48.5
Wayne Henverson, MO	6	9	46.0
Hank Irwin, TN	5	10	48.5
Nello Stortini, CT	5	10	47.1
Wilf Donald, ALB	4	11	44.1
Stan Griggs, MO	4	11	42.5
Anders Nelso, WI	2	13	44.3
Raymond Geurkink, WI	2	13	27.6
Leon Uhl, WI	1	14	43.8
Bob McCharen, TX	Forfeit		

## MEN'S CHAMPIONSHIP—(Continued)

## MEN'S PRELIMS CLASS F

	Won	Lost	%		Won	Lost	%
Kenneth Schaver, IL	15	0	53.83	John Buzik, CT	7	8	52.17
Stanley, Ulku, MN	14	1	60.67	Dan Cooper, WI	6	9	53.83
Gerald Strangland, MN	14	1	60.67	Philip Zozzaro, NJ	6	9	52.50
Vince Jakel, WI	14	1	57.00	Marvin Engstler, IA	6	9	50.00
Don Goldsmith, WI	12	3	59.33	Clifford Henn, KY	6	9	46.50
James Shilling, IN	11	4	55.33	Jim Fozzo, CA	6	9	44.67
Arnie Fankhauser, NE	10	5	52.67	Alton Lonning, WI	6	9	44.50
Dennis Ambuehl, WI	10	5	51.83	Hank Tem Cate, ID	5	10	50.17
Bill Sullivan, MN	10	5	49.67	Len Martini, OH	5	10	44.17
Robert Schaver, IL	9	6	55.33	Floyd Knudson, MN	4	11	45.33
Brian Repinski, WI	9	6	54.00	Carl Herbe, PA	4	11	41.00
Bob Harvey, TX	9	6	51.50	Lloyd Neeb, ONT	4	11	35.00
Thomas Goff, OK	8	7	52.50	Norman Kuen, WI	3	12	42.83
Harry Johnson, WI	8	7	52.00	Bill McClain, OH	1	14	31.83
George Bucke, KS	8	7	47.17	Ed Andrus, OH	Forfeit		
Bernard Carley, WI	7	8	53.00	Steve Backhaus, MN	3	12	40.63

DESIGNED FOR MAXIMUM PERFORMANCE

**IMPERIAL**CAST MODEL

WIDER, THICKER BLADES

U. S. A. PRICES  
(Postpaid)

1 Pair	\$26.00
2 to 5 Pair	\$25.00
6 Pr. & Over	\$20.00
	Freight Collect

FORGED MODELHARDENED HOOKS AND  
POINTSU.S.A. PRICES  
(postpaid)

1 Pair	\$39.00
2-5 Pair	\$37.00
	Freight Collect
6 Pair & Over	\$31.00

**CLYDE MARTZ**

3726 Henley Dr.

Pittsburgh, Pa. 15235

PHONE: 412-731-4662

## MEN'S CHAMPIONSHIP—(Continued)

## MEN'S PRELIMS CLASS G

	Won	Lost	%		Won	Lost	%
Walt Detter, OH	14	1	55.5	James Cooper, OH	8	7	42.5
Dave Rose, OH	14	1	49.5	Ronald Kohn, MI	7	8	49.7
Bud Helman, MN	13	2	49.0	Earl Vansant, OH	7	8	49.3
Mark Goodwin, MN	11	4	50.2	Wayne Hamby, IL	7	8	47.8
George Bradfield, GA	10	5	47.2	Richard Holdridge, IA	7	8	28.3
Leonard Conner, IN	10	5	46.2	Ray Furey, MN	6	9	46.0
Lee Mathson, WI	10	5	46.0	Bob Garrett, OH	6	9	44.3
John Thomas, NJ	9	6	52.5	Paul Coleman, KY	6	9	42.3
Floyd Hix, VA	9	6	51.7	Leo Samuelson, WI	6	9	36.3
Tommy Lawson, GA	9	6	49.3	Rick O'Connor, MN	5	10	45.2
Donald Minich, IN	9	6	49.2	Charlie Carter, VA	4	11	37.8
Dennis Simler, IL	9	6	47.3	Dennis Rusho, NE	4	11	33.7
Timothy, Maule, WI	9	6	45.8	Earl Noe, OH	3	12	32.3
Jim Haupt, WI	9	6	44.0	Robert Moit, IN	1	14	34.2
Robert Long, MO	9	6	40.8	Walter Srenaski, WI	Forfeit		
George Johnson, MO	9	6	39.5	Hjalmer Johnson, MN	Forfeit		

The shoe for the 1980's

**STAR**

Stainless  Horseshoes

WHEN YOU SPEND HUNDREDS OF HOURS PRACTICING TO BE THE BEST HORSEHOE PITCHER YOU CAN BE, DOESN'T IT MAKE SENSE TO PITCH THE ONLY PRECISION MADE HORSESHOE?. YOU CAN BE SURE THAT EACH SHOE PITCHED IS LIKE ITS MATE.

IT PAYS TO PITCH THE ORIGINAL PRECISION STAINLESS HORSESHOE TO HELP YOU REACH YOUR ULTIMATE GOALS AND INSURE THAT COMPETITIVE EDGE NEEDED TO BE A WINNER.

**ALL STAR'S ARE DEAD SOFT  
AND THEY WEIGH 2 LBS. 8 OZ.**

Send Check or  
Money Order to:

Alfred R. Boudreau Jr.  
301-A Old Ipswich Rd.  
Rindge, N.H. 03461

NHPA  
APPROVED



\$74 per pair  
postpaid

(ALSO AVAILABLE THROUGH YOUR N.H.P.A. DEALER)

## MEN'S CHAMPIONSHIP—(Continued)

## MEN'S PRELIMS CLASS I

Won Lost %			Won Lost %		
Roger Isenberg, MN	15	0	60.8	Kip Earnest, MI	7 8 38.1
Gary Erickson, ND	13	2	48.0	Delbert Karsjens, MN	7 8 37.8
Donald Brown, OH	12	3	51.8	Tony Scrima, WI	7 8 32.6
Bob Christiansen, MN	12	3	48.3	Dick Ullery, OH	6 9 42.8
Leonard Lazar, WI	11	4	47.1	George Dickson, IN	6 9 41.1
Don Marx, IA	11	4	46.8	Archie Sexton, IN	6 9 35.1
Bob Steimel, IN	11	4	40.0	Forrest Woodworth, IL	6 9 33.5
Donald Wild, CO	10	5	37.5	Melvin Miller, OH	5 10 38.5
Walt Christensen, MN	9	6	46.0	Jerry Griggs, MO	5 10 31.8
Robert Kitterer, SD	9	6	43.0	Raymond Hall, NY	5 10 30.0
Bill Tedrick, TX	9	6	41.6	Wayne Clark, IL	5 10 28.7
James Beyer, MN	9	6	40.3	Paul Shutt, MI	4 11 35.0
Wayne Canupp, OH	9	6	40.0	Robert McBride, IN	3 12 31.5
Milton Larsen, WI	8	7	44.6	Bob Allen, OH	3 12 29.1
Marty Dunn, CA	8	7	39.1	Orlin Knuth, MI	2 13 29.8
John Jansen, MN	7	8	40.1	Larry McCoy, OH	Forfeit

## MEN'S PRELIMS CLASS J

Won Lost %			Won Lost %		
Dean Gorder, MN	13	2	47.33	Ottie Reno, AL	8 7 34.17
Bill Courtwright, MO	13	2	45.83	Ed Clark, IN	7 8 47.50
Bob Bayerl, MN	12	3	43.17	Stanley Eaton, MN	7 8 33.17
Laverne Dohm, WI	12	3	41.34	Robert Horn, MN	6 9 37.34
Marvin Edson, NE	11	4	45.50	Edward Bernside, OH	6 9 35.50
Hutch McMahan, MN	11	4	43.50	Wink Weinberg, IN	6 9 32.84
Harvey Christiansen, MN	11	4	30.17	Dan Sanders, OH	6 9 32.84
Eugene Webster, KY	10	5	50.17	John Molling, WI	6 9 31.50
Elmer Vogt, NE	10	5	46.83	Rex Mills, WV	5 10 34.00
Lamoyne, Helgeson, SD	9	6	41.67	Carl Heikinen, WI	5 10 30.67
Bob Simpson, WI	9	6	38.67	Charles Myers, OH	5 10 29.84
Jacob David, MN	9	6	38.33	Steve Stevens, WI	3 12 28.67
Ronald Yttri, WI	9	6	38.00	Michael Paulson, WI	2 13 29.00
John Jurasin, MI	9	6	37.67	Dale Blandin, KS	1 14 20.42
Henry Mullet, FL	8	7	38.67	Eugene Carter, MO	0 15 24.84
Richard Hastings, MA	8	7	38.67	Ralph Sharp, KY	3 12 33.21

## MEN'S PRELIMS CLASS K

Won Lost %			Won Lost %		
Louie Pottinger, KY	13	2	43.2	Wayne Vanderhei, WI	8 7 40.2
Ken Jaeger, WI	12	3	46.8	Cuck Hansen, WI	8 7 17.7
Bill SchAAF, WI	12	3	44.7	Jim Wagner, MN	8 7 37.0
William Larsen, MN	11	4	44.2	S. Davis, WI	8 7 32.7
Jerry Hokkala, MN	11	4	43.2	James Hoff, WI	7 8 37.8
Clarence Nelson, NE	11	4	36.5	David Schorbahn, WI	7 8 35.7
Joe Hendrickson, MN	10	5	40.0	Lyle Roberts, WI	6 9 31.2
Leonard Murray, MN	10	5	39.5	Walter Wedel, MI	5 10 34.8
Dan Brandt, NE	10	5	37.7	Paul Wilson, WI	5 10 30.7
Richard Kula, LA	10	5	35.7	Lavern Edge, WI	4 11 35.3
Gerald Audette, MN	9	6	45.2	John Hansen, WI	4 11 28.3
Leonard Mauthe, WI	9	6	43.8	Len Voelker, OH	3 12 25.8
Harry Palmateer, IN	9	6	42.7	Fred Smith, MO	1 14 27.5
David Beyer, MN	9	6	40.2	Warren Knippel, WI	1 14 25.7
Richard Wisniewski, IL	9	6	39.3	Roland Jensen, IA	Forfeit
Larry Farris, IN	9	6	38.0	Jerald Nordlee, WI	Forfeit

## MEN'S CHAMPIONSHIP—(Continued)

## MEN'S PRELIMS CLASS L

Won Lost %			Won Lost %		
Dennis Ohms, UT	14	1	52.5	Casey Mouordy, MI	8 7 35.2
Roy Reed, MN	13	2	39.2	Norman Falch, WI	7 8 37.0
Larry Barber, WI	12	3	46.8	Don Hanes, MO	7 8 36.5
Roy Laine, MN	11	4	42.7	Edwin Rupno, WI	7 8 35.5
George Rissman, IL	11	4	40.8	Steve Rathburn, IN	7 8 29.3
Gordon Schmidt, MN	10	5	38.8	L. McCoy, OH	6 9 33.3
Larry Harmon, OH	10	5	34.8	Ronald Vogel, NJ	6 9 31.3
John Atchley, LA	9	6	43.3	Erwin Tischer, MN	6 9 30.8
Roger Beffa, MN	9	6	41.3	Ralph Gullingsrud, WI	5 10 35.2
Stanley Kemper, KY	9	6	37.3	Charlie Green, OH	4 11 32.8
Alan Fisher, IA	9	6	35.7	DeWayne Hazen, WI	4 11 29.8
Ed Andrus, OH	8	7	41.7	Wally Topper, WI	4 11 29.7
Gene Comero, MN	8	7	41.5	Chuck Parker, IN	3 12 29.8
Jerry Hefty, WI	8	7	37.8	Don Herendeen, IN	3 12 27.5
Wesley Taylor, WI	8	7	37.2	Michael McLain, IN	3 12 26.8
Walter Busse, MN	8	7	36.7	Dennis Carlson, MN	3 12 25.8

## MEN'S PRELIMS CLASS N

Won Lost %			Won Lost %		
Robert Gregorich, WI	15	0	48.17	Frank Warmbrunn, WI	7 8 35.84
Henry Lich, MT	13	2	43.17	James Gee, NY	7 8 31.00
John Siers, SD	13	2	42.34	Marvin Taylor, IL	7 8 31.00
Slim Allen, IA	12	3	44.34	James Pelkey, NY	7 8 28.00
Irvin Munkel, IA	12	3	42.83	Homer Cain, OK	6 9 33.34
Chris Christiansen, MN	12	3	36.00	Richard Cox, NH	6 9 32.50
Rudy Beracy, MI	11	4	44.34	Henry Pater, SD	6 9 26.34
Charles Fast Horse, SD	11	4	41.50	Bill Beckman, OH	6 9 24.00
Harvey Washburn, KS	10	5	32.17	Howard Mann, WV	5 10 29.34
Thomas Mulirne, WI	10	5	31.00	Richard Espitee, FL	4 11 25.50
Gary Johnson, MN	9	6	35.17	Robert Switzer, IL	4 11 23.83
Dale Bloom, WI	9	6	34.83	Larry Beardsly, ND	3 12 28.34
Edward Mancini, CT	9	6	3.00	Howard Voiles, WI	1 14 22.50
Kenneth Gipson, AL	9	6	30.33	Ronnie Jensen, WI	1 14 16.33
Robert Stauder, LA	8	7	29.33	Patrick O'Toole, ONT	Forfeit
Arol Castros, IL	7	8	36.67	Dorance Lauden, MN	Forfeit

## MEN'S PRELIMS CLASS Q

Won Lost %			Won Lost %		
Harold Bischel, MN	13	2	35.2	John Reuter, WI	7 8 32.2
Steve Baumbart, MN	13	2	34.2	Leroy Johnson, MN	7 8 29.0
Emile Landry, LA	12	3	33.8	Burton Clark, ND	7 8 27.7
Art Solhem, CT	12	3	31.3	Clarence Sage, IN	7 8 25.0
Ralph Yost, MN	11	4	32.2	Delmar Hansen, WI	6 9 31.7
Paul Hilgenberg, SD	10	5	32.0	William Ryan, CT	6 9 27.7
John Moak, OH	10	5	28.2	Ken Paulson, MN	6 9 26.7
Forrest Bellows, MN	10	5	25.8	Frank Crouch, IL	6 9 24.7
Bernard Stelter, WI	9	6	33.5	Roy Poland, MN	6 9 21.8
Martin Firkus, WI	9	6	33.0	Wayne Franzen, WI	5 10 28.8
George Caron, MN	9	6	31.5	Gary Brandt, WI	5 10 26.7
Alfred Johnson, WI	9	6	25.8	Gary Brown, OH	5 10 25.8
Gary Christensen, IA	8	7	29.8	Eldon Eaton, WI	4 11 31.5
Thomas Smock, IA	8	7	28.0	Francis Britten, VA	3 12 19.7
Lloyd Bartley, MI	8	7	21.8	Herbert Theisen, WI	2 13 17.5
Dick Zahorik, WI	7	8	34.2	Waldo Tesch, MN	Forfeit



## MEN'S CHAMPIONSHIP—(Continued)

## MEN'S PRELIMS CLASS R

	Won	Lost	%		Won	Lost	%
Marvey Washburn, KS	13	2	37.8	Alan Jones, IL	8	7	30.5
Francis Franks, IN	13	2	37.0	Calvin Jaeger, MO	8	7	28.3
William Progen, MA	13	3	36.7	Harlan Hoffbeck, WI	7	8	32.0
Jim Newland, MN	13	3	34.3	Kenneth Hale, MO	7	8	29.3
Oscar Hope, MI	11	4	41.3	William Hildenbrand, WI	7	8	29.0
Ray Watkins, MN	11	4	39.5	Dick Wheeler, OH	7	8	28.4
Clayton Iles, LA	11	4	33.8	Wayne Carriker, NE	6	9	26.6
Art Halverson, MN	11	4	33.8	William Straud, WI	5	10	27.8
Edward Osterkamp, SD	9	6	34.5	Jack Loeffen, MN	5	10	23.7
Willis Miller, IN	9	6	30.0	Pat Backhaus, MN	4	11	24.1
Dailey Fogle, IN	9	6	28.6	Roy Danielson, MN	4	11	22.7
Herman Hovda, MN	9	6	28.5	Tony Webb, KY	3	12	29.2
Jerry Snyder, WI	9	6	27.7	Archie Reinwald, MO	3	12	25.0
Lowell Kent, WI	8	7	35.2	Eddie Canupp, OH	1	14	23.5
Darrin Pater, SD	8	7	32.0	Raymond Pannhoff, IA	1	14	20.3
Ronald Kmiecik, WI	8	7	30.78	F. Northern, OH	1	14	19.8

## MEN'S PRELIMS CLASS S

	Won	Lost	%		Won	Lost	%
Steve Cieslewicz, WI	14	1	32.5	Morris Lepley, IA	8	7	24.1
Donald Wagner, WI	12	3	37.8	Gary Olson, WI	8	7	22.6
Chuck Brandt, NE	12	3	29.5	Harold Laws, WI	6	9	28.6
Rick Gwinn, MO	11	4	33.8	Jerry Briggs, WI	6	9	27.1
Gregory Bottlemy, WI	10	5	34.1	Donny Burmeister, WI	6	9	26.5
Fred Rein, NE	10	5	32.6	Oliver Paul, MN	6	9	23.6
Bob Extrand, MN	10	5	31.6	Robert Gentry, OH	6	9	19.8
Peter Aadland, MN	10	5	29.6	Ron Nostdahl, WY	5	10	21.5
Millard Olson, MN	10	5	28.8	Jack Mettert, IN	5	10	21.5
Dave Nyre, WI	10	5	28.8	Leo Zamzow, WI	5	10	19.6
Robert Webb, WI	10	5	27.0	Marvin Hackett, ND	4	11	25.1
Ray Grossaint, WA	9	6	29.3	Earl Hainek, WI	4	11	21.1
Bill Hanson, NE	9	6	25.6	Dwight Wetzel, PA	4	11	16.5
Lyle Kent, WI	9	6	24.3	John Wilson, LA	3	12	22.1
Tim Bayerl, MN	8	7	30.6	William Crudo, CT	2	13	18.3
Kenneth Davison, WI	8	7	27.5	Steve Veroven, MN	Forfeit		

## MEN'S PRELIMS CLASS T

	Won	Lost	%		Won	Lost	%
Tom Modl, WI	13	2	35.50	Bob Jones, MN	7	8	27.50
James Ganthier, WI	13	2	35.33	Theodore Lovejoy, OH	7	8	19.33
Terry Schrage, WI	13	2	35.17	Norval Renley, WI	6	9	27.83
Lewis Kent, MO	13	2	35.00	Russell Genoch, MN	6	9	23.67
Wally Peterson, MN	13	2	32.17	Duane Traversie, SD	6	9	20.50
Bill Matey, WI	12	3	31.00	Leo Ouellette, NY	6	9	16.83
Dean LeClere, IA	12	3	31.00	Don Heuer, MN	5	10	20.00
Joe Lepley, IA	10	5	27.33	Lyle Abel, MN	4	11	22.33
Harold Weismann, MN	10	5	26.83	Lee Henninger, CA	4	11	21.67
Dale Holle, WI	10	5	26.33	Ted Buendorf, MN	4	11	19.83
Richard Sheean, IN	10	5	26.00	Robert Wegman, IL	4	11	18.17
George West, IA	10	5	24.50	Richard Jordahl, WI	3	12	19.33
Jon McBride, IN	10	5	19.50	William Groth, MI	2	13	15.33
Harold Patton, WI	9	6	28.83	Sergy Noreyko, MI	2	13	13.67
Bill Sale, CO	8	7	26.50	Larry Beardsley, ND	Forfeit		
Robert Winterhalter, MN	8	7	18.33	Jeffery Hood, MN	Forfeit		

## MEN'S CHAMPIONSHIP—(Continued)

## MEN'S PRELIMS CLASS V

	Won	Lost	%		Won	Lost	%
Lawrence Jorgenson, ND	15	0	26.2	Richard Brommer, WI	8	7	19.5
Guy DeBord, IN	13	2	28.2	Richard Mackay, WI	7	8	21.0
Paul Wagner, WI	13	2	26.3	Dennis David, MN	7	8	20.2
Basil Huffman, MS	13	3	24.0	Steven Gorectke, WI	7	8	17.8
Robert Hopkins, NE	13	3	22.0	Mike Keller, IL	6	9	16.3
Sylvester Okon, WI	11	4	22.7	Michael Elle, MN	6	9	15.8
Charles Beeson, NE	11	4	22.0	Lee Palmer, FL	6	9	10.0
Roger Hefty, AK	11	4	19.0	Wayne Satonica, WI	5	10	17.3
Len Luedtke, WI	10	5	26.3	Lester Lemaster, IN	5	10	13.7
Dan Hammer, MN	10	5	26.0	James Maloy, MN	4	11	14.6
Paul Goodwin, NE	10	5	25.5	Clayton, MI	3	12	14.3
Allen Winkles, CA	9	6	25.5	Russell Johnson, MT	2	13	5.0
Al Davis, WI	9	6	20.5	Warren Bottleme, WI	1	14	10.9
Leo Wanner, CA	9	6	18.2	Alvin Strasil, NE	Forfeit		
Steve Yach, WI	9	6	18.2	Terry Sternberg, WI	Forfeit		
Daniel David, WI	8	7	19.8	Jim Pupno, WI	Forfeit		

## MEN'S PRELIMS CLASS W

	Won	Lost	%		Won	Lost	%
Tom Steinke, WI	14	1	24.5	Babe Ethelston, ONT	8	7	13.8
Kevin Brekke, WI	12	3	21.6	Art McKinney, NE	7	8	17.3
Ronald Zepplin, WI	12	3	20.3	Karl Wegner, WI	7	8	15.3
David Garen, OH	12	3	18.0	Jim Barr, WI	7	8	14.6
Gary McLachlin, ONT	2	3	17.8	S. A. Bosco, FL	7	8	14.6
Alvin Luthens, WI	11	4	15.3	Jerry Shifflett, VA	7	8	12.5
Gomer Massie, MN	10	5	24.6	Edwin Hildebrand, WI	7	8	10.6
Chris Fisher, IA	10	5	23.0	Max Gunyon, IN	7	8	10.5
Richard Saxby, WI	10	5	22.0	Henry Allen, OH	5	10	15.3
Harry Jandt, WI	10	5	16.3	Frank Bruegel, MO	5	10	11.5
Robert Washburn, KS	9	6	17.0	Jerry David, WI	4	11	11.1
Charles Elmer, MN	9	6	16.6	Charles Clark, WV	2	13	12.0
John Nelson, IN	9	6	12.5	John Steele, NE	2	3	7.5
John Jashinsky, WI	8	7	20.3	Jerry Halverson, MN	1	14	5.0
Theron Pagel, WI	8	7	17.6	Pacer	0	15	—
Albert Schliem, WI	8	7	14.0	Pacer	0	15	—

## MEN'S PRELIMS CLASS X

	Won	Lost	%		Won	Lost	%
Carl Warner, MN	15	0	23.85	Harold Thoma, WI	8	7	11.96
Eli Lucas, WI	14	1	18.04	Clayton Bushman, OH	7	8	10.18
Shawn Swain, MN	13	2	23.04	Ken Zurn, MD	7	8	8.93
Mel Cook, WI	13	2	25.36	Bob Snider, KY	6	9	4.29
Russ Hoppe, MN	11	4	23.93	Marion Hawley, CA	5	10	11.43
Leland Waldron, NY	11	4	19.29	Mark Mattison, WI	5	10	8.46
Rick Thoma, WI	11	4	15.18	Victor Paulson, WI	5	10	5.54
Paul Keifat, ND	11	4	13.39	Roy Johnson, WI	5	10	3.21
Ralph Zeisse, WI	11	4	10.18	Lawrence Unz, WI	4	11	6.96
Robert Myren, WI	10	5	16.15	Harley Martin, WI	4	11	8.39
Ray Hunkler, IN	10	5	6.75	Daniel Schmidt, MN	3	12	9.64
Franklin Dohrwardt, WI	9	6	14.81	John Chizek, NE	3	2	7.32
Walter Teslaw, MN	9	6	13.57	John Klopp, WI	2	13	7.14
Glenn Jamieson, CA	9	6	10.89	Bill Weaver, IA	Forfeit		
Arnold Boehmer, WI	9	6	10.77	Greg Davenport, CA	Forfeit		
Roy Heyden, CA	9	6	7.86	Reuben Wickman, MN	Forfeit		



**GORDON** *Since 1931*  
**HORSESHOES**

**Gordon Standard  
AISI C1035 Steel**

3 Tempers: Hard,  
Medium, Dead Soft

**Gordon Gold  
AISI 4140 Alloy**  
Medium Temper Only

**FORGED QUALITY I**  
approved by NHPA

27 & 36 inch long  
stakes available

**THE QUEEN CITY  
FORGING CO.**  
233 Tennyson St.  
Cincinnati, OH 45226  
(write for price list)

**So. CA Representative  
JERRY SCHNEIDER**  
3144 W. Paso Robles  
Anaheim, CA 92804  
(714) 826-0684

**SANDY McLACKLIN OF CANADA, LADIES WORLD TITLIST  
1987 WOMEN'S CHAMPIONSHIP FINALS**

	Won	Lost	%
Sandy McLacklin, Canada	14	1	88.2
Diane Cantlin, Canada	14	1	88.1
Vicki Winston, MO	14	3	82.0
Deborah Michaud, MA	12	3	79.7
Tari Powell, IL	10	5	79.7
Phyllis Megaard, MN	10	5	78.4
Debbie Pickering, NH	8	7	74.6
Sue Snyder, IN	7	8	74.8

	Won	Lost	%
Frances Carnahan, PA	7	8	69.2
Opal Reno, AR	6	9	67.0
Myrna Kissick, Canada	5	10	72.7
Renee Cowan, VA	4	11	69.2
Bonnie Seibold, IN	3	12	67.8
Jane Smith, WI	3	12	67.0
Lu Cave, MN	3	12	66.9
Rosie Leyk, MN	2	13	65.3

**1. SANDY MCLACHLIN—CN**

Opponent	Score	R	SP	%
Jane Smith	42-4	47	50	94.0
Sue Snyder	42-17	59	70	84.3
Bonnie Seibold	45-6	42	48	87.5
Myrna Kissick	41-21	66	78	84.6
Opal Reno	40-5	38	42	90.5
Rosie Leyk	40-3	34	40	85.0
Lu Cave	40-7	47	52	90.4
Renee Cowan	42-10	64	68	94.1
Frances Carnahan	42-10	41	52	78.8
Tari Powell	40-3	50	52	96.2
Debbie Pickering	44-4	38	42	90.5
Phyllis Negaard	40-11	46	52	88.5
Deborah Michaud	42-18	61	68	89.7
Vicki Winston	42-30	91	102	89.2
Diane Cantlin	25-43	80	96	83.3

**WINS-14 LOSSES-1 804 912 88.2**

**2. DIANE CANTIN—CN**

Opponent	Score	R	SP	%
Opal Reno	43-16	69	78	88.5
Renee Cowan	41-4	38	42	90.5
Lu Cave	40-4	67	70	95.7
Rosie Leyk	45-21	53	60	88.3
Sue Snyder	43-10	46	52	88.5
Bonnie Seibold	40-4	38	42	90.5
Myrna Kissick	40-10	67	74	90.5
Jane Smith	42-7	43	52	82.7
Phyllis Negaard	37-41	83	102	81.4
Debbie Pickering	41-15	59	66	89.4
Frances Carnahan	41-16	62	72	86.1
Tari Powell	41-18	59	68	86.8
Vicki Winston	41-30	106	120	88.3
Deborah Michaud	41-18	56	64	87.5
Sandy McLachlin	43-25	86	96	89.6

**WINS-14 LOSSES-1 932 1058 88.1**

## LADIES—(Continued)

## 3. VICKI WINSTON—MO

Opponent	Score	R	SP	%
Bonnie Seibold	42-32	57	76	75.0
Myrna Kissick	41-16	40	50	80.0
Jane Smith	43-14	49	58	84.5
Sue Snyder	40-8	36	46	78.3
Lu Cave	40-15	45	58	77.6
Renee Cowan	40-17	67	80	83.8
Opal Reno	42-10	41	46	89.1
Rosie Leyk	40-19	48	58	82.8
Tari Powell	44-25	51	64	79.7
Frances Carnahan	40-19	543	62	87.1
Phyllis Negaard	26-41	63	82	76.8
Debbie Pickering	40-33	67	82	81.7
Diane Cantin	30-41	102	120	85.0
Sandy McLachlin	30-42	87	102	85.3
Deborah Michaud	41-27	57	70	81.4
<b>WINS-12 LOSSES-3</b>		<b>864</b>	<b>1054</b>	<b>82.0</b>

## 6. Phyllis Negaard—MN

Opponent	Score	R	SP	%
Sue Snyder	6-40	36	52	69.2
Jane Smith	40-27	72	86	83.7
Myrna Kissick	42-24	62	76	81.6
Bonnie Seibold	40-25	53	68	77.9
Renee Cowan	25-42	39	56	69.6
Lu Cave	40-18	34	44	77.3
Rosie Leyk	40-15	42	48	87.5
Opal Reno	40-11	40	52	76.9
Diane Cantin	41-37	85	102	83.3
Deborah Michaud	21-42	53	70	75.7
Vicki Winston	41-26	68	82	82.9
Sandy McLachlin	11-40	36	52	69.2
Tari Powell	23-42	50	66	75.8
Debbie Pickering	43-37	51	66	77.3
Frances Carnahan	40-9	25	32	78.1
<b>WINS-10 LOSSES-5</b>		<b>746</b>	<b>952</b>	<b>78.4</b>

## 4. DEBORAH MICHAUD—MA

Opponent	Score	R	SP	%
Myrna Kissick	42-27	86	102	84.3
Bonnie Seibold	42-14	44	52	84.6
Sue Snyder	41-32	56	70	80.0
Jane Smith	41-19	49	60	81.7
Rosie Leyk	40-12	41	48	85.4
Opal Reno	41-16	33	42	78.6
Renee Cowan	42-22	42	54	77.8
Lu Cave	40-20	37	48	77.1
Debbie Pickering	42-15	38	50	76.0
Phyllis Negaard	42-21	59	70	84.3
Tari Powell	40-34	60	78	76.9
Frances Carnahan	41-15	33	44	75.0
Sandy McLachlin	18-42	53	68	77.9
Diane Cantin	18-41	49	64	76.6
Vicki Winston	27-41	53	70	75.7
<b>WINS-12 LOSSES-3</b>		<b>733</b>	<b>920</b>	<b>79.7</b>

## 7. Debbie Pickering—NH

Opponent	Score	R	SP	%
Lu Cave	7-41	29	46	63.0
Rosie Leyk	42-27	50	66	75.8
Opal Reno	40-0	27	28	96.4
Renee Cowan	42-30	45	62	72.6
Myrna Kissick	40-35	52	78	66.7
Jane Smith	42-4	44	56	78.6
Sue Snyder	41-30	68	84	81.0
Bonnie Seibold	40-23	59	70	84.3
Deborah Michaud	15-42	29	50	58.0
Diane Cantin	15-41	51	66	77.3
Sandy McLachlin	4-44	25	42	59.5
Vicki Winston	33-40	64	82	78.0
Frances Carnahan	42-16	37	48	77.1
Phyllis Negaard	37-43	49	66	74.2
Tari Powell	18-41	53	70	75.7
<b>WINS-8 LOSSES-7</b>		<b>682</b>	<b>914</b>	<b>74.6</b>

## 5. TARI POWELL—IL

Opponent	Score	R	SP	%
Renee Cowan	41-19	56	66	84.8
Opal Reno	42-24	39	54	72.2
Rosie Leyk	40-22	41	52	78.6
Lu Cave	40-33	46	60	76.7
Jane Smith	41-15	49	58	84.5
Myrna Kissick	41-5	55	60	91.7
Bonnie Seibold	34-41	76	54	80.9
Sue Snyder	45-21	47	56	83.9
Vicki Winston	25-44	45	64	70.3
Sandy McLachlin	3-40	38	52	73.1
Deborah Michaud	34-40	59	78	75.6
Diane Cantin	18-41	52	68	76.5
Phyllis Negaard	42-23	57	66	86.4
Frances Carnahan	45-27	45	60	75.0
Debbie Pickering	41-18	59	70	64.3
<b>WINS-10 LOSSES-5</b>		<b>764</b>	<b>958</b>	<b>79.7</b>

## 8. SUE SNYDER—IN

Opponent	Score	R	SP	%
Phyllis Negaard	40-6	47	52	90.4
Sandy McLachlin	17-42	51	70	72.9
Deborah Michaud	32-41	53	70	75.7
Vicki Winston	8-40	26	46	56.5
Diane Cantin	10-43	35	52	67.3
Frances Carnahan	38-40	59	82	72.0
Debbie Pickering	30-41	66	84	78.6
Tari Powell	21-45	38	56	67.9
Rosie Leyk	42-8	31	38	81.6
Myrna Kissick	41-39	49	72	68.1
Jane Smith	40-27	40	52	76.9
Opal Reno	42-23	46	58	79.3
Renee Cowan	40-29	54	68	79.4
Lu Cave	37-42	66	86	76.7
Bonnie Seibold	44-27	51	66	77.3
<b>WINS-7 LOSSES-8</b>		<b>712</b>	<b>952</b>	<b>74.8</b>

LADIES—(Continued)

9. FRANCES CARNAHAN—PA

Opponent	Score	R	SP	%
Rosie Leyk	40-25	32	48	66.7
Lu Cave	41-14	43	52	82.7
Renee Cowan	40-14	36	46	78.3
Opal Reno	40-28	39	58	67.2
Bonnie Seibold	31-42	49	70	70.0
Sue Snyder	40-38	59	82	72.0
Jane Smith	45-21	37	50	74.0
Myrna Kissick	42-17	38	52	73.1
Sandy McLachlin	10-42	30	52	57.7
Vicki Winston	19-40	47	62	75.8
Diane Cantin	16-41	54	72	75.0
Deborah Michaud	15-41	24	44	54.5
Debbie Pickering	16-42	29	48	60.4
Tari Powell	27-45	40	60	66.7
Phyllis Negaard	9-40	16	32	50.0

WINS-7 LOSSES-8 573 828 60.2

12. RENEE COWAN—VA

Opponent	Score	R	SP	%
Tari Powell	19-41	49	66	74.2
Diane Cantin	4-41	26	42	61.9
Frances Carnahan	14-40	27	46	58.7
Debbie Pickering	30-42	41	62	66.1
Phyllis Negaard	42-25	45	56	80.4
Vicki Winston	17-40	60	80	75.0
Deborah Michaud	22-42	34	54	63.0
Sandy McLachlin	10-42	53	68	77.9
Jane Smith	34-40	38	62	61.3
Opal Reno	15-40	29	52	55.8
Myrna Kissick	18-45	35	54	64.8
Rosie Leyk	40-33	44	60	73.3
Sue Snyder	29-40	50	68	73.5
Bonnie Seibold	40-36	45	68	66.2
Lu Cave	42-23	40	52	76.9

WINS-4 LOSSES-11 616 890 69.2

10. OPAN RENO—AK

Opponent	Score	R	SP	%
Diane Cantin	16-43	59	78	75.6
Tari Powell	24-42	33	54	61.1
Debbie Pickering	0-40	14	28	50.0
Frances Carnahan	28-40	35	58	60.3
Sandy McLachlin	5-40	26	42	61.9
Deborah Michaud	16-41	25	42	59.5
Vicki Winston	10-42	30	46	65.2
Phyllis Negaard	11-40	31	52	59.6
Bonnie Seibold	43-30	35	52	67.3
Renee Cowan	40-15	34	52	65.4
Lu Cave	40-8	22	30	73.3
Sue Snyder	23-42	40	58	69.0
Myrna Kissick	41-33	51	68	75.0
Jane Smith	40-37	57	80	71.3
Rosie Leyk	40-25	48	66	72.7

WINS-6 LOSSES-9 540 806 67.0

13. BONNIE SEIBOLD—IN

Opponent	Score	R	SP	%
Vicki Winston	32-42	54	76	71.1
Deborah Michaud	14-42	34	52	65.4
Sandy McLachlin	6-45	30	48	62.5
Phyllis Negaard	25-40	48	68	70.6
Frances Carnahan	42-31	53	70	75.7
Diane Cantin	4-40	26	42	61.9
Tari Powell	41-34	77	84	81.9
Debbie Pickering	23-40	53	70	75.7
Opal Reno	30-43	32	52	61.5
Jane Smith	7-42	23	44	52.3
Rosie Leyk	39-43	33	56	58.9
Myrna Kissick	32-43	33	56	58.9
Lu Cave	44-26	36	54	66.7
Renee Cowan	36-40	44	68	64.7
Sue Snyder	27-44	45	66	68.2

WINS-3 LOSSES-12 621 916 67.8

11. MYRNA KISSICK—CN

Opponent	Score	R	SP	%
Deborah Michaud	27-42	81	102	79.4
Vicki Winston	16-41	32	50	64.0
Phyllis Negaard	24-42	56	76	73.7
Sandy McLachlin	21-41	59	78	75.6
Debbie Pickering	35-40	52	78	66.7
Tari Powell	5-41	43	60	71.7
Diane Cantin	10-40	57	74	77.0
Frances Carnahan	17-42	30	52	57.7
Lu Cave	42-5	26	30	86.7
Sue Snyder	39-41	49	72	68.1
Renee Cowan	45-18	43	54	79.6
Bonnie Seibold	43-32	36	56	64.3
Opal Reno	33-41	48	68	70.6
Rosie Leyk	42-20	49	62	79.0
Jane Smith	40-20	37	48	77.1

WINS-5 LOSSES-10 698 960 72.7

14. JANE SMITH—WI

Opponent	Score	R	SP	%
Sandy McLachlin	4-42	34	50	68.0
Phyllis Negaard	27-40	66	86	76.7
Vicki Winston	14-43	39	58	67.2
Deborah Michaud	19-41	42	60	70.0
Tari Powell	15-41	40	58	69.0
Debbie Pickering	4-42	32	56	57.1
Frances Carnahan	21-45	29	50	58.0
Diane Cantin	7-42	32	52	61.5
Renee Cowan	40-34	38	62	61.3
Bonnie Seibold	42-7	33	44	75.0
Sue Snyder	27-40	35	52	67.3
Lu Cave	35-42	41	64	64.1
Rosie Leyk	42-18	29	40	72.5
Opal Reno	37-40	56	80	70.0
Myrna Kissick	20-40	30	48	62.5

WINS-3 LOSSES-12 576 860 67.0

## LADIES—(Continued)

## 15. LU CAVE—MN

Opponent	Score	R	SP	%
Debbie Pickering	41-7	40	46	87.0
Frances Carnahan	14-41	34	52	65.4
Diane Cantin	4-40	55	70	78.6
Tari Powell	33-40	43	60	71.7
Vicki Winston	15-40	37	58	63.8
Phyllis Negaard	18-40	26	44	59.1
Sandy McLachlin	7-40	36	52	69.2
Deborah Michaud	20-40	30	48	62.5
Myrna Kissick	5-42	13	30	43.3
Rosie Leyk	39-40	44	64	68.8
Opal Reno	8-40	12	30	40.0
Jane Smith	42-35	42	64	65.6
Bonnie Seibold	26-44	31	54	57.4
Sue Snyder	42-37	66	86	76.7
Renee Cowan	23-42	33	52	63.5


WINS-3 LOSSES-12 542 810 66.9

## 16. ROSIE LEYK—MN

Opponent	Score	R	SP	%
Frances Carnahan	25-40	27	48	56.3
Debbie Pickering	27-42	44	66	66.7
Tari Powell	22-40	35	52	67.3
Diane Cantin	21-45	45	60	75.0
Deborah Michaud	12-40	32	48	66.7
Sandy McLachlin	5-40	22	40	55.0
Phyllis Negaard	15-40	34	48	70.8
Vicki Winston	19-40	40	58	69.0
Sue Snyder	8-42	20	38	52.6
Lu Cave	40-39	45	64	70.3
Bonnie Seibold	43-39	34	56	60.7
Renee Cowan	33-40	41	60	68.3
Jane Smith	18-42	22	40	55.0
Myrna Kissick	20-42	40	62	64.5
Opal Reno	25-40	45	66	68.2

WINS-2 LOSSES-13 526 806 65.3

## TED ALLEN HORSESHOES



An original professional shoe. Still the very best professional shoe — Designed by a Champion — Used by many Champions — Not all users will become champions, but by throwing ALLEN's, you know that you've performed your best.

The designed features were invented by TED ALLEN, a 10 time world champion. He has made world records over and over with them. The design was a leader. After years it came to be a trend as a guideline in shoe equipment.

You can't go wrong in using them.

1045 LINDEN AVENUE

BOULDER, COLORADO 80302



## LADIES—(Continued)

## WOMEN PRELIMS SECT. 1

	Won	Lost	%
Phyllis Negaard, MN	5	0	74.6
Lorraine Thomas, NY	4	1	69.1
Loree Meier, MO	3	2	65.1
Linda Von Stein, OH	2	3	54.3
Judy Free, OR	1	4	44.6
Betty Fudula, MI	0	5	42.3

## WOMEN PRELIMS SECT. 2

	Won	Lost	%
Sandy McLachlin, ONT	5	0	89.7
Billie Pennington, CA	4	1	67.1
Connie Still, OH	3	2	64.0
Cyrena Srenaski, WI	2	3	44.0
Kathy Nockerts, KY	1	4	53.1
Fran Roth, CO	0	5	43.7

## WOMEN PRELIMS SECT. 3

	Won	Lost	%
Debbie Pickering, NH	5	0	79.1
Lois Bolstad, SD	4	1	62.0
Lois Webster, KY	2	3	52.9
Lori Oberling, IL	2	3	50.9
Jackie Hughes, MN	2	3	44.9
Sandy Clevenger, KY	0	5	40.0

## WOMEN PRELIMS CLASS A-1

	Won	Lost	%
Tari Powell, IL	7	0	81.1
Lu Cave, MN	6	1	70.2
Jeannie Manns, OH	4	3	63.7
Renee Horn, MN	3	4	56.2
Sheila McGrath, ONT	2	5	63.4
Beverly Nathe, MN	2	5	61.1
Loree Meier, MO	0	7	53.1

## WOMEN PRELIMS CLASS A-3

	Won	Lost	%
Lois Bolstad, SD	6	1	65.7
Bonnie Seibold, IN	5	2	68.6
Carol Fortner, WV	5	2	66.9
Jean Myers, OH	4	3	64.6

## WOMEN'S A FINALS

	Won	Lost	%
Tari Powell, IL	5	0	86.2
Lu Cave, MN	3	2	67.2
Bonnie Seibold, IN	3	2	65.7

## WOMEN PRELIMS SECT. 4

	Won	Lost	%
Frances Carnahan, PA	5	0	72.0
Sue Snyder, IN	4	1	74.9
Beverly Nathe, MN	3	2	59.1
Carol Fortner, WV	2	3	63.1
Christine Gage, MN	1	4	58.6
Lynne Hughes, MN	0	5	50.3

## WOMEN PRELIMS SECT. 5

	Won	Lost	%
Deborah Miehaud, MA	5	0	79.1
Lu Cave, MN	4	1	62.9
Bonnie Seibold, IN	3	2	65.1
Lorraine Sternberg, WI	2	3	49.7
Carolyn Hewitt, NY	1	4	50.6
Ann Wedel, MI	0	5	39.7

## WOMEN PRELIMS SECT. 8

	Won	Lost	%
Tari Powell, IL	4	1	65.1
Renee Cowan, VA	3	2	70.7
Sue Geisler, MN	3	2	68.6
Betty Dunlap, OH	3	2	65.4
Tammy Grooms, NE	2	3	56.3
Edith McKinney, WI	0	5	56.0

## WOMEN PRELIMS CLASS A-2

	Won	Lost	%
Edi Holland, MN	5	2	63.7
Rosie Leyk, MN	4	3	67.7
Connie Still, OH	4	3	64.2
Betty Dunlap, OH	4	3	62.2
Susan Twyman, NY	4	3	59.7
Billie Pennington, CA	3	4	65.4
Lorraine Thomas, NY	3	4	61.1
Sally Grooms, NE	1	6	47.1

	Won	Lost	%
Marg Johns, ALB	3	4	60.0
Christine Gage, MN	3	4	58.6
Sue Geisler, MN	2	5	57.4
Audrey Brownridge, ONT	0	7	54.6

	Won	Lost	%
Edi Holland, MN	2	3	69.5
Carol Fortner, WV	2	3	66.0
Lois Bolstad, SD	0	5	55.2

## WOMEN'S FINALS—(Continued)

## WOMEN'S PRELIMS B

Won Lost %			Won Lost %				
Kathy Nockerts, KY	7	0	62.3	Sylvia David, WI	4	3	49.7
Lois Webster, KY	6	1	62.3	Fran Roth, OH	4	3	41.7
Martha Dunn, CA	6	1	57.4	Marge Spray, FL	3	4	56.3
Cyrene Srenaski, WI	6	1	57.3	Lynne Hughes, MN	3	4	55.4
Jackie Hughes, MN	6	1	52.6	Maxine Mann, WV	3	4	53.1
Lorraine Sternberg, WI	5	2	65.1	Trudy Wells, MI	2	5	51.1
Edith McKinney, WI	5	2	59.0	Sandy Clevenger, KY	2	5	47.1
Lynda Vonstein, OH	5	2	57.4	Iris Sandham, GA	2	5	42.9
Lorie Oberbillig, IL	4	3	56.7	Carol Martin, OH	2	5	38.3
Judy Free, OR	4	3	56.3	Gerri Meistad, WI	1	6	35.7
Carolyn Hewitt, NY	4	3	52.3	Esther Tyson, NY	0	7	—

## WOMEN'S B FINALS

Won Lost %			Won Lost %				
Lorraine Sternberg, WI	4	1	63.6	Martha Dunn, CA	2	3	51.4
Kathy Nockerts, KY	4	1	62.1	Jackie Hughes, MN	1	4	50.9
Lois Webster, KY	3	2	59.3	Cyrena Srenaski, WI	1	4	41.5

## WOMEN'S PRELIMS C

Won Lost %			Won Lost %				
Lori Oberbillig, IL	10	1	55.1	Helen Eakins, OH	5	6	41.5
Sandy Clevenger, KY	9	2	49.8	Betty Higley, IN	5	6	35.1
Sally Grooms, NE	9	2	49.8	Judy Paulson, MN	4	7	38.7
Fran Roth, CO	8	3	50.2	Dorothy Eaton, MN	3	8	35.6
Betty Fudala, MI	8	3	49.5	Dawn Cody, MN	3	8	35.3
Lorraine Sternberg, WI	8	3	48.0	Betty Branson, IN	3	8	33.6
Tina Rash, OK	8	3	46.2	Mavis Olson, ND	3	8	32.5
Karin Wistrom, WI	8	3	45.8	Judy Karsjens, MN	3	8	31.6
Pamela Henderson, MO	8	3	43.8	Claretta Hansen, WI	3	8	31.1
Christine Gage, MN	7	4	48.5	Marilyn Hanes, MO	2	9	41.6
Phyllis Morten, CA	7	4	46.4	Sybil Wilson, ALB	2	9	36.4
Ann Opsteen, WI	6	5	45.1	Sarah Ross, WI	0		Forfeit

## WOMEN'S C FINALS

Won Lost %			Won Lost %				
Lorraine Sternberg, WI	5	0	56.82	Sally Grooms, NE	2	3	45.80
Lori Oberbillig, IL	4	1	52.24	Fran Roth, CO	1	4	42.91
Betty Fudala, MI	3	2	49.59	Sandy Clevenger, KY	0	5	43.22

## WOMEN'S PRELIMS D

Won Lost %			Won Lost %				
Marge Spray, FL	11	0	50.4	Gloria Fisher, WI	5	6	37.1
Margo Kohn, MI	10	1	44.5	Leona Tande, ND	5	6	35.1
Suzanne Helene, WI	9	2	47.6	Frances Kylo, ND	4	7	42.7
April Gage, MN	9	2	46.7	Barbara Goff, OK	4	7	39.1
Tammy Grooms, NE	8	3	44.4	Lori Simler, IL	4	7	34.5
Evelyn Goshaw, WI	8	3	44.0	Elise Atchley, LA	3	8	38.2
Bernice Nordby, MN	8	3	42.4	Beberly Smock, IA	3	8	37.8
Faith Jackson, WI	7	4	42.7	Inez Johnson, WI	3	8	37.1
Lori Shiffer, SD	7	4	40.2	Evelyn Marcotte, MN	3	8	32.2
G. Lila	6	5	41.3	Lila Larson, WI	2	9	34.2
Deb Taulbee, IN	5	6	45.5	Lil Butterbaugh, OH	2	9	33.5
Jan Weiss, MN	5	6	38.9	Sally Kubash, WI	1	10	12.9

## WOMEN'S D FINALS

Won Lost %			Won Lost %				
Suzanne Helene, WI	4	1	48.84	Evelyn Goshaw, WI	2	3	45.83
Margo Kohn, MI	4	1	52.70	Tammy Grooms, NE	2	3	43.25
Marge Spray, FL	2	3	46.82	April Gage, MN	1	4	43.51

## WOMEN'S FINALS—(Continued)

## WOMEN'S E PRELIMS

Won Lost %			Won Lost %				
Lorraine Gerdes, NE	10	1	45.8	Sue Edenloff, MN	6	5	32.8
Donna Kiefat, ND	9	2	39.8	Ida Hostrup, WI	6	5	32.4
Gloria Smith, WI	9	2	39.4	Donna McDaniel, OH	6	5	30.0
Catherine Abbott, IN	8	3	40.2	Avanelle Brown, OH	5	6	25.6
Jan Hansen, SD	8	3	36.2	Freelene Herring, CA	5	6	24.0
Dianne Mutz, WI	8	3	31.4	Joyce Beckman, OH	4	7	30.2
Carla McFarlane, WI	7	4	37.8	Mary Martini, OH	3	8	21.6
Myrna Moyer, WI	7	4	36.6	Irma Thompson, WI	3	8	20.0
Rosy Tischer, MN	7	4	34.2	Deborah Trossen, WI	2	9	25.0
Caryl Sass, WI	6	5	37.2	Janet Funke, ND	1	10	—
Shirley Zurn, ND	6	5	34.4	Donna Symanietz, ND	0	0	—
Gracie Reed, WI	6	5	33.8	Renee Volgren, WI	0	0	—

## WOMEN'S E FINALS

Won Lost %			Won Lost %				
Jan Hansen, SD	5	0	45.31	Dianne Mutz, WI	2	3	35.88
Donna Kiefat, ND	4	1	38.97	Lorraine Gerdes, NE	2	3	33.33
Catherine Abbott, IN	2	3	39.62	Gloria Smith, WI	0	5	29.84

## WOMEN'S F PRELIMS

Won Lost %			Won Lost %				
Pearl Aadland, MN	10	1	41.82	Agnes Snider, KY	5	6	26.36
Anna Harms, WI	9	2	36.00	Donna Symanietz, ND	5	6	23.45
Stacy Backhaus, MN	9	2	34.73	Debby Thompson, WI	4	7	27.27
Mary Turner, MS	8	3	34.00	Tammy Hendricks, CA	4	7	26.00
Nina Vold, WI	8	3	32.73	Elly McCarn, WI	4	7	22.00
Kathy Weber, MN	8	3	32.36	Ruth Hix, VA	4	7	20.55
Margorie White, ONT	8	3	28.73	Marieta Killgore, MO	3	8	23.45
Sharon Jones, OH	8	3	23.82	Sonia Cook, WI	3	8	20.36
Patricia Stumpf, MN	7	4	28.18	Joann Wanner, CA	3	8	18.36
Donna Butler, ND	6	5	28.36	Josephine Charley, CA	2	9	14.55
Sandy Kolberg, CA	6	5	25.82	Dorothy Heilig, WI	2	9	12.18
Ginger Cain, OK	5	6	28.36	Rosemary Rathburn, IN	1	10	24.57

## WOMEN'S F FINALS

Won Lost %			Won Lost %				
Anna Harms, WI	4	1	33.47	Stacy Backhaus, MN	2	3	32.72
Pearl Aadland, MN	4	1	42.38	Nina Vold, WI	1	4	32.84
Mary Turnek, MS	3	2	36.43	Kathy Weber, MN	1	4	25.66

## WOMEN'S PRELIMS G


Won Lost %			Won Lost %				
Mary Lemaster, IN	10	1	32.7	Cecelia Trossen, WI	5	6	22.0
Julie Trahan, LA	10	1	24.0	Millie Bushman, OH	5	6	14.2
Margie Palsa, OH	10	1	22.4	Joyce Hazen, WI	5	6	12.6
Letta Washburn, KS	9	2	23.3	Sharre Veroeven, MN	5	6	12.4
Brenda Jarvar, WI	7	4	24.7	Karen Whitrock, WI	4	7	17.4
Pauline Rortvedt, MN	7	4	22.3	Theresa David, WI	4	7	12.0
Allie Frankhouser, NE	7	4	22.0	Debbie Wileon, HI	3	8	13.3
Vickie Thompson, MN	7	4	20.7	Audrey Nichols, MN	3	8	4.2
Mavis Garriker, NE	7	4	20.2	Marion Piehl, MN	2	9	11.6
Gwen Unz, WI	7	4	18.2	Lillian Hildebrand, CO	2	9	10.4
June Taylor, OH	6	5	20.7	Diane Luedthe, WI	1	10	8.0
Carol Johnson, WI	6	5	16.0	Patti Keske, MN	0	11	7.0

## WOMEN'S G FINAL

Won Lost %			Won Lost %				
Mary Lemaster, IN	5	0	35.6	Margie Palsa, OH	2	3	19.2
Julie Trahan, LA	4	1	31.1	Pauline Rortvedt, MN	1	4	21.8
Brenda Jarvar, WI	3	2	29.2	Letta Washburn, KS	0	5	10.1

## "GREEOTT GRABBER"

the ultimate ringer keeper



Soft temper 2lb. 8oz. 2lb. 9 oz.

Not JUST another horseshoe. The ultimate shock-absorbing, ringer saving design. Helps prevent loss of solidly hit ringers by rebounding.

Guaranteed against breakage for 1 year from date of purchase. Both shoes must be returned in original box.

\$28.00 pr. plus \$3.00 shipping, handling, to the 48 adjoining states. California residents add 6% tax. High grade steel casting. NOT cast iron. Send checks or money orders to:

"GREEOTT GRABBER" HORSESHOES

c/o Steve Kynard 1380 Eagle Rock  
Woodland, CA 95695

Or from NHPA representatives



## INTERMEDIATE CHAMPIONSHIP

### INTERMEDIATE CHAMP FINALS

	Won	Lost	%		Won	Lost	%
Elwood Johnson, MN	8	3	64.8	Harlan Hass, IA	6	5	59.8
Duane Breckbill, NE	8	3	61.6	Floyd Holmes, CO	4	7	57.9
Len Lipovsky, MN	7	4	66.2	Edward Kowatch, IN	4	7	57.4
Winfield Carnahan, PA	7	4	63.1	Jesse Hobbs, KS	4	7	56.9
Glenn Sogge, MN	7	4	62.5	Al Heidenfelder, IL	3	8	51.9
Edward Risley, NY	7	4	61.2	Lee Wallace, OR	1	10	50.5

### MEN INTERMEDIATE A SECT. 1, 2, 3

	Won	Lost	%		Won	Lost	%
Gene Budelier, WI	7	0	50.3	Bill Barth, MT	4	3	49.7
Al Heidenfelder, IL	5	2	56.6	Clayton Gage, WI	4	3	49.4
Louis Bensinger, IL	5	2	56.3	Floyd Bartley, MI	3	4	52.9
Floyd Holmes, CO	5	2	57.1	Val Eikel, MO	3	4	50.9
Steve Powers, OH	5	2	56.0	Kenneth Smith, MI	3	4	49.1
Jesse Hobbs, KS	5	2	54.6	Ralph Funk, KS	2	5	55.7
Bill Whitley, KS	5	2	48.6	Don Allen, MN	2	5	55.1
Lee Wallace, OR	4	3	53.7	Jim Godfrey, MT	2	5	46.3
Rolland Swenson, MN	4	3	52.9	Jack Adams, SASK	2	5	44.6
Marvin Cramer, IL	4	3	52.6	Ronald Beem, ND	1	6	43.4
Bill Henn, KY	4	3	51.1	W. Srenaski, WI	1	6	39.7
John Shuck, IN	4	3	52.0	Robert Gray, OH	0	7	44.0

## INTERMEDIATES—(Continued)

## INTERMEDIATE MEN A FINALS

	Won	Lost	%
Jesse Hobbs, KS .....	5	0	63.3
Al Heidenfelder, IL .....	3	2	60.9
Floyd Holmes, CO .....	2	3	54.5
Steve Powers, OH .....	2	3	54.1
Louis Bensinger, IL .....	2	3	50.0
Gene Budelier, WI .....	1	4	50.4

## INTERMEDIATE MEN B FINALS

	Won	Lost	%
Raymond Kamper, IA .....	5	0	48.1
Chester Foster, IA .....	4	1	49.2
Wilbert Seibold, IN .....	3	2	50.0
Vernard Bell, KS .....	2	3	35.8
Sparkey Hall, FL .....	1	4	44.8
Curt Bestul, WI .....	0	5	40.8

## MEN INTERMEDIATE CLASS C

	Won	Lost	%
Bill Nichols, MN .....	9	2	44.0
Paul Klein, MN .....	8	3	36.5
Kenneth Alloway, FL .....	8	3	34.7
George Thome, OH .....	7	4	44.7
Russ Grooms, NE .....	7	4	40.5
Rex Swinson, IL .....	7	4	39.5
George Wolfon, NV .....	7	4	36.9
Bill Harder, IA .....	7	4	35.3
John Oldenburg, WI .....	7	4	34.5
Edward Pratt, OH .....	7	4	33.5
Robert Cummins, WI .....	6	5	38.2
Merwyn Sorenson, WI .....	6	5	37.1

	Won	Lost	%
Fred Guenther, NE .....	6	5	36.4
Winfred Willard, IL .....	6	5	35.5
Bert Bertleson, SD .....	5	6	34.9
John Kovach, OH .....	5	6	32.5
Milo Fahse, MN .....	4	7	35.3
Ken Olsen, WI .....	4	7	32.5
Pete Harris, IN .....	4	7	32.4
Henry Turcotte, NH .....	4	7	30.9
William Lawson, MA .....	4	7	30.2
Edward Quigley, NJ .....	3	8	32.9
James McAnelly, IL .....	1	10	25.6
		Forfeit	

## INTERMEDIATE MEN C FINALS

	Won	Lost	%
Rex Swinson, IL .....	4	1	35.7
Paul Klein, MN .....	4	1	37.3
George Thome, OH .....	3	2	36.8

	Won	Lost	%
Russ Gromms, NE .....	3	2	35.1
Bill Nichols, MN .....	1	4	32.1
Ken Alloway, FL .....	0	5	30.0

## INTERMEDIATE MEN D


	Won	Lost	%
Norman McCann, MN .....	11	0	40.5
Roland Johnson, NE .....	9	2	38.9
Kelvin Kaercher, MI .....	9	2	30.2
Donald Powers, IA .....	9	2	26.9
Larry Robbins, IL .....	8	3	32.7
Cliff Lila, WI .....	8	3	27.3
Clint Nielsen, SD .....	7	4	29.8
Frank Look, WI .....	7	4	28.9
George Henderson, WI .....	7	4	24.5
Paul Free, OR .....	6	5	28.9
Jerome Weis, WI .....	6	5	24.5
Paul Gibson, AL .....	6	5	24.4

	Won	Lost	%
Denver Higley, IN .....	5	6	23.8
Norman Herring, CA .....	5	6	22.2
Willard Schmidt, MN .....	5	6	21.6
Bob Anderson, WI .....	5	6	18.4
Larry Linton, MT .....	4	7	23.5
Wally Shipley, CA .....	4	7	12.4
Larry Wrobel, WI .....	3	8	24.7
Raymond Benz, WI .....	3	8	18.7
Arthur DeRusha, WI .....	3	8	16.4
Rudy Braun, WI .....	2	9	15.6
Pacer Sec. 1			
Pacer Sec. 2			

OTHER WORLD TOURNAMENT RESULTS WILL APPEAR  
IN THE OCTOBER ISSUE



## THE ORIGINAL DROP-FORGED PITCHING SHOE



Two tournament tested models, forged from S.A.E. specified steel, are available. Both have hardened hooks and points, and may be ordered in your choice of medium, soft, or dead soft tempers.



AS THE FIRST MANUFACTURER OF THE DROP-FORGED PITCHING SHOE, THE OHIO HORSESHOE COMPANY IS RECOGNIZED WORLD-WIDE FOR ITS HIGH QUALITY PITCHING SHOES.

For price information and to order, contact:

# OHIO HORSESHOE COMPANY

P.O. Box 21371  
Columbus, Ohio 43221

614-457-4335