



the
national horseshoe pitchers


NEWS DIGEST

**1986
WORLD
TOURNAMENT
ISSUE**

SEPTEMBER, 1986

Official Publication of
**THE NATIONAL HORSESHOE PITCHER'S ASSOCIATION
OF AMERICA**

Look
for
the new
white
shoes!



®

Advanced Design

TOURNAMENT PITCHING HORSESHOES



Both backyard pitchers and pros catch and hold the stake better with DIAMOND's new advanced design "Tournament" Shoe. It features a grip positioner, hardened tips, an increased radius, a dead soft center, and a wider, deeper calk. Same drop-forged solid steel construction as DIAMOND's popular Double Ringer and Super Ringer Regulation Shoes. All American made.

Contact your nearest NHPA club or sporting goods store for DIAMOND pitching horseshoes.

For the latest pitching horseshoe catalog write:



DIAMOND TOOL and *Horseshoe Co.*
The Triangle Corporation, The Tool Group
Cameron Road, Orangeburg, SC 29115

DISTRIBUTOR ORDER PLACEMENT
Call toll-free: 800-346-0740
For all inquiries call: 803-534-7010

"DIAMOND Pitching Horseshoes are Recognized as Official in Tournaments
Sanctioned by the National Horseshoe Pitchers Association"



THE HORSESHOE PITCHER'S NEWS DIGEST is published on the 5th of each month at Aurora, Illinois, U.S.A. by the National Horseshoe Pitcher's Association of America. Editorial office, P.O. Box 1806, Aurora, Illinois 60507. Phone: 312-898-3974. Subscription rates — 1st Class \$9.00; 3rd Class \$8.00 per year in advance. NHPA membership cards are available through each state secretary for \$7.00 plus any state association dues. Forms close on the 10th day of each month preceding date of issue. Advertising rates on request. F. Ellis Cobb, Editor.

NATIONAL OFFICERS

Dave Loucks, 13656 Thoroughbred Loop, Grass Valley, Ca 95949 (916) 477-7060	President
Earl Winston, Rte. 2, Lamonte, Mo. 65337 (816-563-3536)	1st Vice-President
Barry Chapelle, 2716 S.E. 61st Ave., Portland, OR 97206 (503-775-7876)	2nd Vice-President
Vincent Yannetti, 322 Longwood Ave., Bound Brook, N.J. 08805 (201-356-3882)	3rd Vice-President
Bonnie Selbold, 1043 Grayson Ave., Huntington, Ind. 46750 (219-356-3489)	4th Vice-President
Gene VanSant, P.O. Box 270, Sun City, Ca. 92381	5th Vice-President
Donnie Roberts, Box 278, Munroe Falls, Oh. 44262 (216-688-6522)	Sec./Treas.

Volume 30

September, 1986

No. 9

FROM YOUR PRESIDENT . . . DAVE LOUCKS

Congratulations to all the champions and participants of the 1986 World Tournament in Ainsworth. Our hosts worked very hard to prepare and keep things moving during our stay. The hospitality was second to none. Only the weather was a bit uncooperative with a couple of days very hot and some rain that forced slight changes to the pitching schedule and a one day extension of the tournament.

A very successful and well attended (about 275) Banquet Dinner and Awards Ceremony saw four deserving individuals inducted into our Hall of Fame. We are very fortunate to have all four in attendance, Henry Knauff, John Rademacher, Sol Ber-man and Donnie Roberts.

The Stokes Award went to Bob Champion of Colorado. Special Achievement Awards were presented to the Eastern Nebraska HPA, the Ainsworth Chamber of Commerce, Don Weaver of Nevada, George Engelmann of Iowa and Pete Moon of Australia. Special Presidential Awards were presented to Al Hodge and Walter Ray Williams Jr.

The Convention was very well attended. We had 218 voting delegates representing 40 State Charters and Canada. Six of the seven proposed amendments to our Constitution and By-Laws were passed by the delegates.

- ARTICLE II, Section 3, Delegates** . . . added the statement that the Charter spokesperson must be a current subscriber to the NHPA News Digest. The vote was 186 Yes, 32 No.
- ARTICLE II, Section 4, Delegates** . . . The Proxy Vote passed 178 to 40.
- ARTICLE II, Section 7, Delegates** . . . related to the Proxy Vote, each Charter will now be allowed to vote its maximum delegates providing it has a spokesperson in attendance. The vote was 201 Yes, 17 No.
- ARTICLE VII, Section 17, Tournaments** . . . All future bids for a World Tournament must be in the hands of the NHPA Secretary by the 15th of April. All bids will be published in the News Digest by the July issue. All bids must be for at least \$40,000 in cash and trophies. The vote was 165 Yes, 53 No.
- ARTICLE IX, Section 6, Compensation Allowance** . . . The amount allowed Vice Presidents is increased to \$400 annually. The VP chairman of RD's and the Publicity Director are to receive a \$400 allowance. The NHPA President will receive \$100 a month. The vote was 196 to 22.
- ARTICLE IX, Section 7, Publications** . . . The 12 month subscription cost of the NHPA News Digest was raised to \$12.00 for non-members; \$11.00 for a member and \$10.00 for a household with 2 or more related adult members. The vote was 196 Yes, 22 No.

Although it received 144 votes in favor and 74 against, the proposal to separate the country into three regions and rotate the World Tournament failed. It failed by a mere

FROM YOUR PRESIDENT — (Continued)

2 votes of getting the 146 or two-thirds needed to pass.

Congratulations to Pleasanton, California who won the delegates support to host the 1988 World Tournament with a bid of \$40,000. The city of Huntsville, Alabama presented a letter bid of \$30,000 and John Davis, President of Sports Enterprises presented a \$75,000 bid for a Horseshoe Palladium soon to be opened in the Akron, Ohio area. The vote was California 118, Ohio 87, Alabama 3. Only a majority vote was needed to win since this does not affect our By-Laws.

SOME HIGHLIGHTS OF THE 1986 WORLD TOURNAMENT

By BOB CHAMPION

Mark Seibold of Huntington, Indiana reigns as the 1986 World's horseshoe pitching champion following an impressive and undefeated record over 32 solid competitors in the 65th W.T. Championship held in Ainsworth, Nebraska.

Seibold, a 32-year old star, who went through all finalists with steady, relentless play, left little doubt he was the best when he out-pitched 24-year old Kevin Cone of Alta, Iowa in the next to last contest 40-26 to take a two-game lead with only one to go.

Defending champion and leading money winner on the 1986 PBA bowling circuit, Walter Ray Williams Jr. of Stockton, California, dropped one game in early play, and fell to Seibold, 40-24 and to Cone, 45-34 in the final seven games to close with a 26-5 record and third place honors. Williams finished just less than four percentage points ahead of 1984 champion Jim Knisley, Bremen, Ohio. Other top ten pitchers and their records were Alvin Perry, Hanover, Virginia (24-7); Jesse Gonzales, Los



FORGED QUALITY !
approved by NHPA

27 & 36 inch long
stakes available

THE QUEEN CITY
FORGING CO.
233 Tennyson St.
Cincinnati, OH 45226
(write for price list)

Since
GORDON
1931
HORSESHOES

Gordon Standard
AISI C1035 Steel

3 Tempers: Hard,
Medium, Dead Soft

Gordon Gold
AISI 4140 Alloy
Medium Temper Only

So. CA Representative
JERRY SCHNEIDER
3144 W. Paso Robles
Anaheim, CA 92804
(714) 826-0684

HIGHLIGHTS — (Continued)

Osos, California (23-8); Ben Weidrich, Oregon City, Oregon (23-8); former champion Don Titcomb, San Jose, California (22-9); Merlin Potts, Leonardville, Kansas (21-10); and Dave Hughes, Bloomington, Minnesota (21-11).

Seibold is no newcomer to the championship circuit. He won the World junior boys title in 1966 and 1969 and followed with the men's crown in 1979. He has been a serious challenger for the world title since graduating from the junior ranks.

Seibold won \$2800 for his efforts, part of the \$32,237 purse offered to the top finalists in all but the junior boys and girls classes. Cone was awarded \$1700 and Williams collected \$1200 for third.

Thirty five games over 87.5 percent ringers were pitched by the 32 finalists during the four day championship series, headed by 97.6% games by Cone and Williams. Seibold had nine in that top 35 and closed with an overall 82.8 percent. Cone had 79.8 average and Williams 80.2, which was 4.7 less than his 1985 championship performance.

Phyllis Negaard, St. Joseph, Minnesota won the women's world title edging defending champion Deborah Michaud of Raynham, Massachusetts by one game. It was Negaard's fourth world title having won all the marbles in 1979, 1982 and 1983.

Negaard's 14-1 record and 79.3 ringer percentage was featured by an opening game victory over Michaud, and an easy 40-11 win on the final game while Michaud was losing her second to Canada's Sharon Paddock.

The two top pitchers each collected eight games over the 80 percent mark with Michaud pitching the top three during the 15-game finals. Her 90.5 single was tops on the list of 34 getting 80% or more.

It was tough going for defending champions during the 11-day affair, with as many as six new champions being crowned. In addition to Seibold and Negaard the following class winners were: Glen Henton, Maquokete, Iowa, a repeater in the Men's Intermediates; Willard Napier, Seal Beach, California, Men's Seniors; Johnnie Millican, Huntsville, Alabama, 70-plus division; Tony Hankins, Goshen, Kentucky, Junior Boys; and Sandy McLachlin, Dresden, Ontario, Canada, Junior Girls.

NHPA WORLD TOURNAMENT WINNERS**MEN**

		Finals	Percent
Championship	Mark Seibold, Huntington, Ind.	31 0	82.2
Class B	Dave Loucks, Grass Valley, Calif.	15 2	61.5
Class C	John Brown, Lancaster, Oh.	6 1	71.0
Class D	Ted Traversle, Eagle Butte, S.D.	5 2	61.2
Class E	Donald Minich, Ft. Wayne, Ind.	6 1	47.4
Class F	Elmer Vbogt, Elmwood, Nebr.	6 1	50.0
Class G	Tony Tysdal, Mt. Home, Ark.	6 1	46.7
Class H	Louis Larabee, Alnsworth, Nebr.	5 2	41.0
Class I	Lloyd Laughlin, Pueblo, Colo.	7 0	44.5
Class J	Bob Curfman, Kearney, Nebr.	6 1	30.6
Intermediate	Glen Henton, Maquoketa, Ia.	10 1	71.1
Class B Intermediate	Floyd Homes, Denver, Colo.	4 1	59.0
Class C Intermediate	Jim Godfrey, Great Falls, Mt.	4 1	47.6
Class D Intermediate	J.J. Steffen, Monticello, Ut.	5 0	44.5
Seniors	Willard Napier, Seal Beach, Ca.	9 2	70.6
Class B Seniors	Kenneth Garner, S. Sloux City, Nebr.	4 1	55.6
Class C Seniors	Omar Blacketer, Louisville, Ky.	4 1	49.6
Class D Seniors	Arnold Carpenter, Otis, Kansas	4 1	37.9
70-Plus	Johnnie Mullican, Huntsville, Ala.	5 0	74.2
Class B 70-Plus	Robert Jacobson, Grand Jct., Colo.	5 0	56.2
Class C 70-Plus	Herman Beebe, W. Palm Beach, Fla.	4 1	38.3

NHPA WINNERS — (Continued)**WOMEN**

Championship	Phyllis Negaard, St. Joseph, Minn.	14	1	79.3
Class B	Cathy Carter, Council Bluffs, Ia.	6	0	66.3
Class C	Lori Shiffer, Nunda, S. Dak.	4	1	45.5
Class D	Shirley Steffen, Monticello, Ut.	5	0	43.1

BOYS

Championship	Tony Hankins, (16), Goshen, Kentucky	13	2	66.5
Class B	K.D. Tausan, (13), Sutherland, Nebr.	11	0	48.1
Class C	Danny Jamison, (10), O'Neill, Nebr.	7	0	42.1

GIRLS

Championship	Sandy McLachlin, (15), Dresden, Ont., Can. Won Playoff from Debby Bestul (40-26)	7	0	67.3
Class B	Jenny Ohms, (13), Cedar City, Ut.	5	0	8.5

MEN'S HIGH GAMES — 1986 NHPA WORLD TOURNAMENT

	R	SP	Pct.		R	SP	Pct.
1. Kevin Cone, Iowa	41	42	97.6	18. Mark Seibold	36	40	90.0
2. Walter Ray Williams, Jr.	41	42	97.6	19. Walter Ray Williams, Jr.	43	48	89.5
3. Jim Knisley, Ohio	29	30	96.6	20. Jim Knisley	34	38	89.4
4. Mark Seibold, Indiana	25	26	96.1	21. Walter Ray Williams, Jr.	34	38	89.4
5. Walter Ray Williams	28	30	93.3	22. Mark Seibold	41	46	89.1
6. Mark Seibold	54	58	93.1	23. Mark Seibold	32	36	88.8
7. Mark Seibold	41	44	93.1	24. Kevin Cone	55	62	88.7
8. Jim Knisley	26	28	92.9	25. Jesse Gonzales, Calif.	53	60	88.3
9. Jim Knisley	37	40	92.5	26. Mark Seibold	30	34	88.2
10. Kevin Cone	37	40	92.5	27. Alvin Perry	37	42	88.0
11. Art Sperber, Wash.	24	26	92.3	28. Walter Ray Williams, Jr.	35	40	87.5
12. Kevin Cone	31	34	91.1	29. Mark Seibold	42	48	87.5
13. Mark Seibold	40	44	90.9	30. Walter Ray Williams, Jr.	35	40	87.5
14. Kevin Cone	40	44	90.9	31. Kevin Cone	35	40	87.5
15. Karl Van Sant, Indiana	40	44	90.9	32. Walter Ray Williams, Jr.	49	56	87.5
16. Dave Hughes, Minnesota	29	32	90.6	33. Jim Knisley	28	32	87.5
17. Alvin Perry, Virginia	29	32	90.6	34. Alvin Perry	42	48	87.5
				35. Charles Killgore, Mich.	28	32	87.5

WOMEN'S HIGH GAMES — 1986 NHPA WORLD TOURNAMENT


	R	SP	Pct.		R	SP	Pct.
1. Deborah Michaud, Ma.	67	74	90.5	18. Deborah Michaud	47	56	83.9
2. Deborah Michaud	83	92	90.2	19. Phyllis Negaard	85	102	83.3
3. Deborah Michaud	45	50	90.0	20. Lois Bolstad	70	84	83.3
4. Frances Carnahan, Pa.	45	50	90.0	21. Phyllis Negaard	30	36	83.3
5. Phyllis Negaard, Mn.	48	54	88.9	22. Vicki Winston, Mo.	40	48	83.3
6. Sharon Paddock, Ca.	48	54	88.9	23. Ruth Hagen, NY	78	94	82.9
7. Fran Carnahan, Pa.	53	60	88.3	24. Phyllis Negaard	38	46	82.6
8. Phyllis Negaard	37	42	88.0	25. Frances Carnahan	87	98	82.6
9. Deborah Michaud	73	84	86.9	26. Deborah Michaud	33	40	82.5
10. Renee Cowan, Va.	45	52	86.5	27. Deborah Michaud	84	102	82.3
11. Lois Bolstad, S.D.	38	44	86.4	28. Sylvianne Mosian, Can.	54	66	81.8
12. Sharon Paddock	31	36	86.1	29. Renee Cowan	36	44	81.8
13. Phyllis Negaard	36	42	85.7	30. Renee Cowan	80	98	81.6
14. Phyllis Negaard	36	42	85.7	31. Deborah Michaud	32	40	81.5
15. Sharon Paddock	46	54	85.1	32. Vicki Winston	52	64	81.3
16. Deborah Michaud	59	70	84.3	33. Frances Carnahan	40	50	80.0
17. Frances Carnahan	59	70	84.3	34. Sylvianne Moisan	32	40	80.0

MARK SEIBOLD WINS 1986 WORLD TOURNAMENT TITLE

1986 MEN'S CHAMPIONSHIP FINALS

	W O N	LOST	%
1. Mark Seibold, In.	31	0	82.2
2. Kevin Cone, Ia.	29	2	79.8
3. Walter Ray Williams, Jr., Ca.	26	5	80.2
4. Jim Knisley, Oh.	26	5	78.7
5. Alvin Perry, Va.	24	7	76.9
6. Jesse Gonzales, Ca.	23	8	75.6
7. Ben Wiedrich, Or.	23	8	74.9
8. Don Titcomb, Ca.	22	9	72.5
9. Merlin Potts, Ks.	21	10	72.5
10. Dave Hughes, Mn.	20	11	71.8
11. Roger Potts, Ks.	18	13	70.4
12. Charles Killgore, Mo.	17	14	70.7
13. Karl Van Sant, In.	16	15	71.1
14. Leroy Rowe, In.	16	15	68.6
15. Bob May, In.	16	15	65.7
16. Arthur Tyson, NY.	15	16	68.6
17. Ralph Maddox, WV.	14	17	71.1
18. Jerry Mills, In.	14	17	70.5
19. Oscar Manns, Oh.	14	17	68.5
20. Al Zadroga, Pa.	13	18	68.5
21. Clyde Martz, Pa.	13	18	66.8
22. Elden Sarbaugh, Oh.	12	19	68.2

NHPA APPROVED



Guaranteed one year from date of purchase

THE FIRST NEW DESIGN
of the
PROFESSIONAL PITCHING
HORSESHOE

The horseshoe with calkers on the reversed side of the toeplate. The FLIP-STYLE pitcher will now have the two calkers in a down position landing in pit.

HIGH GRADE STEEL
CASTING

2 lb. 9 oz. only — \$27.00 pr., plus \$3.00 UPS

Send checks or money orders to:

PETE DONOHO
704 STATE STREET
REDDING, CA 96001
Ph. 916-243-5761



CAL-FLIP

Allow ample time for delivery
Made in U.S.A. - Richmond, Calif.

MEN'S CHAMPIONSHIP — (Continued)

23. Dale Seybert, Ne.	12	19	65.6
24. Jim Hoyt, Ne.	10	21	63.2
25. Arthur Sperber, Wa.	9	22	67.2
26. Steve Kuchcinski, Pa.	9	22	64.7
27. Larry Morton, Ga.	7	24	66.7
28. Don McCance, Ne.	7	24	66.2
29. Ed Dome, Ma.	7	24	61.1
30. John Martin, Oh.	6	25	59.8
31. Dave Loucks, Ca.	4	27	55.4
32. Earl Winston, Mo.	2	29	52.2

CHAMPIONSHIP MEN PRELIMS. — SEC. 1

	R	%
1. Walter Ray Williams, Jr., Ca.	306	87.4
2. Stephen Kuchcinski, Pa.	232	66.2
3. Clyde Martz, Pa.	223	63.7
4. Robert Engel, Co.	216	61.7
5. Robert West, Or.	215	61.4
6. Richard Gyorkos, Mi.	187	53.4
7. Robert Barnes, Mo.	184	52.5
8. Bill Wicker, In.	173	49.4

CHAMPIONSHIP MEN PRELIMS. — SEC. 2

	R	%
1. Jim Knisley, Oh.	273	78.0
2. Albert Zadroga, Pa.	242	68.2
3. Dale Seybert, Ne.	231	66.0
4. Arthur Sperber, Wa.	227	64.8
5. Jeff Williams, Ca.	217	62.0
6. George Buche, Ks.	181	51.7
7. Robert Johnson, Oh.	178	50.8
8. Michael Henderson, Al.	111	37.7

CHAMPIONSHIP MEN PRELIMS. — SEC. 3

	R	%
1. Alvin Perry, Va.	252	72.0
2. Jack Govaerts, Ne.	205	58.5
3. William Ungethelm, In.	203	58.0
4. Andrew Kutsch, Can.	188	53.7
5. Larry Francis, Mo.	173	49.4
6. VBaughn Helberg, Ne.	161	46.0
8. Gary Roberts, Oh.	Forfeit	

CHAMPIONSHIP MEN PRELIMS. — SEC. 4

	R	%
1. Karl Van Sant, In.	249	71.1
2. Larry Morton, Ga.	225	64.2
3. Jerry Holt, Ok.	224	64.0
4. Oscar Manns, Oh.	222	63.4
5. Richard Pintor, Co.	219	62.6
6. Robert Outt, Ks.	213	60.8
7. Edward Blum, Pa.	194	55.4
8. Alton Lonning, Wi.	183	52.2

CHAMPIONSHIP MEN PRELIMS. — SEC. 5

	R	%
1. Mark Seibold, In.	286	81.7
2. Dave Hughes, Mn.	248	70.8
3. Edward Domey, Ma.	233	66.5
4. John Martin, Oh.	226	64.5
5. Jerry Kahle, Ok.	188	53.7
6. William Hofecker, Pa.	176	50.2
7. Angelo Cieslak, Ma.	161	46.0
8. Philip Zozzaro, NJ	144	41.1

CHAMPIONSHIP MEN PRELIMS. — SEC. 6

	R	%
1. Kevin Cone, Ia.	269	78.8
2. Elden Sarbaugh, Oh.	231	66.0
3. Gene Trudell, Mt.	217	62.0
4. Harold Darnold, Ia.	215	61.4
5. Barry Chapelle, Or.	207	59.1
6. Maratin Birkholz, Mn.	181	51.7
7. Leland Fecht, Ne.	175	50.0
8. Tom Stroh, Can.	167	47.7

CHAMPIONSHIP MEN PRELIMS. — SEC. 7

	R	%
1. Ben Wiedrich, Or.	265	75.7
2. Roger Potts, Ks.	234	66.8
3. Don McCance, Ne.	230	65.7
4. Rolland Swenson, Mn.	181	51.7
5. Chuck Arnold, Ok.	174	49.7
6. Ralph Funk, Ks.	173	49.4
7. Tom Francis, Mo.	164	46.8
8. Wayne Henderson, Mo.	144	41.1

CHAMPIONSHIP MEN PRELIMS. — SEC. 8

	R	%
1. Jesse Gonzales, Ca.	262	74.8
2. Coquelle Bowker, Tx.	211	60.2
3. Wayne Luoma, Sr., Oh.	217	62.0
4. Dale Henry, In.	205	58.5
5. M.O. Turner, Mo.	204	58.2
6. Jack Henderson, Al.	176	49.7
7. Glen Hoppes, In.	170	48.5
8. Raymond Lust, Mn.	169	48.2

TIPS FROM THE TOP

GLEN "RED" HENTON — Learn from an experienced player to throw either the one and one-quarter or one and three-quarter turn. Decide on one or the other and stick with it. In other words, once you have decided on a grip, perfect it. Practice is of course the biggest step to perfection. Be dedicated and proud of the game of horseshoe pitching, a great sport.

MEN'S CHAMPIONSHIP — (Continued)

CHAMPIONSHIP MEN PRELIMS. — SEC. 9

	R	%
1. Merlin Potts, Ks.	256	73.1
2. Arthur Tyson, NY	249	71.1
3. Charles Killgore, Mo.	234	66.8
4. Robert May, In.	228	65.1
5. Henry Hostetler, Oh.	216	61.7
6. Robert May, Pa.	210	60.0
7. Ken Fraser, Tx.	203	58.0
8. Albert Rosenbohm, Ne.	160	45.7

CHAMPIONSHIP MEN PRELIMS. — SEC. 10

	R	%
1. Jerry Mills, In.	257	73.4
2. Leroy Rowe, In.	225	64.2
3. Earl Winston, Mo.	221	63.1
4. Roger Poutanen, Wi.	214	61.1
5. Donald Hostrup, Wi.	210	60.0
6. Joe Schultz, NY	196	56.0
7. Donnie Roberts, Oh.	192	54.8
8. Donald Schenck, Co.	177	48.2

CHAMPIONSHIP MEN PRELIMS. — SEC. 11

	R	%
1. Dave Loucks, Ca.	218	62.2
2. Elwyn Cooper, Mo.	217	62.0
3. Jimmy Tulk, Co.	214	61.1
4. Edward Weyer, In.	165	47.1
5. Kenny Tausan, Ne.	160	45.7
6. Jeff Secord, Wi.	104	29.7
7. David Baker, Mo.	Forfeit	
8. Greg Bean, Oh.	Forfeit	

CHAMPIONSHIP MEN PRELIMS. — SEC. 12

	R	%
1. Ralph Maddox, WV	242	69.1
2. Don Tiltcomb, Ca.	235	67.1
3. Jerry Holt, Ok.	220	62.9
4. Jonathan Williams, Ca.	219	62.6
5. John Brown, Oh.	186	53.1
6. Marvin Bastian, Tn.	181	51.7
7. Rex Robison, Ne.	179	51.1
8. Ottle Reno, Oh.	159	45.4

CLASS B MEN FINALS

	Won	Lost	%
1. Dave Loucks, Ca.	15	2	61.5
2. Jerry Holt, Ok.	14	3	68.4
3. Barry Chapelle, Or.	14	3	68.1
4. Coquelle Bowker, Tx.	13	4	65.3
5. Jonathan Williams, Ca.	10	7	62.4
6. Jimmy Tulk, Co.	9	8	63.8
7. Jeff Williams, Ca.	9	8	62.5
8. Wayne Luoma, Sr., Oh.	8	9	63.3
9. Elwyn Cooper, Mo.	8	9	62.8

	Won	Lost	%
10. Roger Poutanen, Wi.	8	9	62.3
11. Robert Engel, Co.	8	9	61.7
12. Richard Pintor, Co.	7	10	58.9
13. Henry Hostetler, Oh.	7	10	57.7
14. Gene Trudell, Mt.	7	10	56.9
15. Harold Darnold, Ia.	5	12	57.4
16. Robert Outt, Ks.	5	12	54.0
17. Donald Hostrup, Wi.	4	13	56.5
18. Bob McKnight, Pa.	2	15	54.6

CLASS C MEN FINALS

	Won	Lost	%
1. John Brown, Oh.	6	1	71.0
2. Dale Henry, In.	5	2	63.2
3. M. o. Turner, Mo.	4	3	60.7
4. William Ungetheim, In.	4	3	59.8

	Won	Lost	%
5. Glen Hoppes, In.	3	4	60.4
6. Jack Govaerts, Ne.	3	4	58.2
7. Richard Gyorkos, Mi.	2	5	54.5
8. Ralph Funk, Ks.	1	6	52.8

CLASS C MEN PRELIMS. — SEC. 1

	Won	Lost	%
1. Ralph Funk, Ks.	7	0	58.3
2. Donald Schneck, Co.	6	1	52.0
3. Edward Blum, Pa.	5	2	52.0
4. Alton Lonning, Wi.	3	4	53.4
5. Angelo Cieslak, Ma.	3	4	49.3
6. Albert Rosenbohm, Ne.	3	4	45.1
7. Bye			Forfeit
8. Bye			Forfeit

CLASS C MEN PRELIMS. — SEC. 2

	Won	Lost	%
1. Glen Hoppes, In.	7	0	65.4
2. Dale Henry, In.	6	1	62.2
3. George Buche, Ks.	4	3	57.4
4. William Hofecker, Pa.	4	3	54.5
5. Kenny Tausan, Ne.	3	4	48.2
6. Raymond Lust, Mn.	2	5	53.4
7. Donnie Roberts, Oh.	2	5	51.7
8. Bye			Forfeit

MEN'S CHAMPIONSHIP — (Continued)

CLASS C MEN PRELIMS. — SEC. 3

	Won	Lost	%
1. Jack Govaerts, Ne.	6	1	54.2
2. Leland Fecht, Ne.	5	2	58.8
3. Jerry Kahle, Ok.	5	2	51.1
4. Tom Stroh, Can.	4	3	51.4
5. Jack Henderson, Al.	3	4	59.1
6. Martin Birkholz, Mn.	3	4	53.1
7. Ottilie Reno, Al.	2	5	48.8
8. Bye	Forfeit		

CLASS C MEN PRELIMS. — SEC. 5

	Won	Lost	%
1. Richard Gyorkos, Mi.	7	0	63.4
2. John Brown, Oh.	5	2	65.1
3. Rex Robinson, Ne.	5	2	53.1
4. Ken Fraser, Tx.	4	3	56.9
5. Tom Francis, Mo.	3	4	51.7
6. Wayne Henderson, Mo.	2	5	49.1
7. Bill Wicker, In.	2	5	45.7
8. Jeff Secord, Wi.	0	7	34.6

CLASS C MEN PRELIMS. — SEC. 4

	Won	Lost	%
1. M.O. Turner, Mo.	6	1	58.2
2. Marvin Bastian, Tn.	6	1	54.6
3. Andrew Kutsch, Can.	4	3	56.6
4. Rolland Swenson, Mn.	4	3	54.0
5. Edward Weyer, In.	4	3	44.0
6. Phillip Zozzaro, NJ	3	4	40.6
7. Chuck Arnold, Ok.	1	6	48.0
8. Bye	Forfeit		

CLASS C MEN PRELIMS. — SEC. 6

	Won	Lost	%
1. William Ungetheim, In.	6	1	58.9
2. Vaughn Helberg, Ne.	5	2	59.1
3. Joe Schultz, NY	4	3	57.4
4. Larry Francis, Mo.	4	3	54.3
5. Robert Johnson, Oh.	3	4	57.7
6. Robert Barnes, Mo.	3	4	52.3
7. Clayton Bonham, Jr., Mi.	2	5	46.6
8. Michael Henderson, Al.	1	6	42.6



FREE!

1986 CATALOG OF

Trophies & Awards

Yours **FREE** for the asking

Over 450 Awards — Including Trophies,
Plaques, Pins, Medallions, Giftware and more.

CALL TOLL-FREE
1-800-628-9657
in MA 1-800-282-7789

DINN BROS., the Trophy People
P.O. Box 111, 68 Winter Street, Holyoke, MA 01041

MEN'S CHAMPIONSHIP — (Continued)

CLASS D MEN FINALS

Won Lost %			Won Lost %				
1. Ted Traversie, SD	5	2	61.2	5. Duane Brechbill, Ne.	3	4	59.9
2. Randy Rein, WI.	5	2	57.2	6. Nathan Williams, Ca.	3	4	56.3
3. George Whittemore, Ca.	5	2	60.1	7. Joe Morris, Pa.	3	4	54.0
4. Emery Brandt, Ne.	4	3	54.9	8. Jim Eozzo, Ca.	0	7	48.1

CLASS D MEN PRELIMS. — SEC. 1

Won Lost %			
1. Duane Brechbill, Ne.	10	1	53.6
2. Mike Blankenship, In.	9	2	51.8
3. Roland Kleinschmidt, SD	8	3	47.3
4. Marvin Kramer, Il.	7	4	51.1
5. Donnell Newell, In.	7	4	42.7
6. Walter Robinson, Ca.	6	5	47.6
7. Leland Johnson, Ok.	5	6	41.5
8. Robert Henderson, In.	5	6	39.1
9. Kevin McLachlin, Can.	3	8	44.9
10. Don Vermeys, Ia.	3	8	30.9
11. Robert Switzer, Il.	3	8	24.4
12. Pat Allen, Ne.	0	11	18.2

CLASS D MEN PRELIMS. — SEC. 2

Won Lost %			
1. Joe Morris, Pa.	10	1	53.3
2. Randy Rein, WI.	7	4	54.0
3. Arnie Frankhauser, Ne.	7	4	50.1
4. Clare West, Ne.	7	4	49.1
5. Gene Sandoval, Co.	7	4	47.5
6. Gary Rickard, Wy.	7	4	45.6
7. Jim Shilling, In.	7	4	42.2
8. Floyd Hix, Jr., Va.	6	5	47.1
9. Randy Hankins, Ky.	5	6	48.4
10. Ninus Bortnem, SD	2	9	39.3
11. Richard Mueller, Mn.	1	10	32.9
12. Kent McCance, Ne.	0	11	30.5

CLASS D MEN PRELIMS — SEC. 3

Won Lost %			
1. Emery Brandt, Ne.	9	2	60.2
2. Ted Traversie, SD	9	2	54.5
3. Bernard Carley, WI.	8	3	52.2
4. George Whittemore, Ca.	7	4	56.4
5. Marvin Engstler, Ia.	7	4	51.6
6. Earl VanSant, Oh.	7	4	49.1
7. Ralph Cullum, Fl.	5	6	51.6
8. Ronnie Frederick, Ok.	5	6	46.2
9. Wayne Shellenbarger, Ks.	3	8	43.8
10. John Hankins, Ky.	3	8	42.9
11. Dean Gorder, Mn.	3	8	40.7
12. John Clippinger, Pa.	0	11	38.0

CLASS D MEN PRELIMS. — SEC. 4

Won Lost %			
1. Jim Eozzo, Ca.	9	2	48.0
2. Willard Waddle, Jr., SD	8	3	53.1
3. Nathan Williams, Ca.	7	4	53.8
4. Russell Dunigan, Ky.	7	4	50.9
5. Holland Payne, Ca.	7	4	49.6
6. Willard Martin, Mt.	7	4	49.5
7. Floyd Voyce, Il.	5	6	47.1
8. Lloyd Neeb, Can.	5	6	46.7
9. Gary Erickson, ND	4	7	47.8
10. Marty Dunn, Ca.	3	8	46.4
11. Tommy Lawson, Ga.	2	9	42.0
12. John Ingram, Ne.	2	9	41.3

CLASS E MEN FINALS

Won Lost %			Won Lost %				
1. Donald Minich, In.	6	1	47.4	5. George Bradfield, Ga.	3	4	43.9
2. Frank Daubert, Ne.	5	2	41.4	6. Robert Gray, Oh.	2	5	42.1
3. William Reh, Ks.	4	3	44.8	7. Chester Anderson, Ia.	2	5	38.9
4. Dennis Ohms, Ut.	4	3	41.9	8. Don Abernathy, Ne.	2	5	38.7

CLASS E MEN PRELIMS. — SEC. 1

Won Lost %			
1. Dennis Ohms, Ut.	9	2	49.6
2. Duane Tarket, Co.	9	2	43.2
3. Donald Minich, In.	8	3	46.1
4. Dennis Simler, Il.	8	3	41.0
5. Eugene Bussard, In.	6	5	38.1
6. Donald Wild, Co.	6	5	34.7
7. John Drafahl, SD	6	5	34.3
8. Stanley Kemper, Ky.	4	7	33.2
9. Ray Johnston, Wy.	3	8	31.6
10. George King, Il.	3	8	29.2
11. Kenneth Widdowson, Pa.	3	8	28.1
12. Loule Pottinger, Ky.	1	10	29.0

CLASS E MEN PRELIMS. — SEC. 2

Won Lost %			
1. Robert Gray, Oh.	10	1	44.0
2. William Reh, Ks.	9	2	46.1
3. Warren Stutzman, Id.	8	3	41.6
4. Ronald Sharp, Ks.	7	4	44.9
5. William Litteral, Ky.	7	4	33.6
6. Bud Schilske, Az.	6	5	36.0
7. Joseph Rinehart, In.	5	6	41.0
8. Ken Jeffers, In.	5	6	35.8
9. Bert Charley, Ca.	4	7	30.0
10. Don Weaver, Nv.	3	8	31.2
11. Dennis Farley, Oh.	2	9	28.0
12. Roger Christianson, Or.			Forfeit

3,600.00
PRIZE FUND



3,600.00
PRIZE FUND

COORS BEER
EAST COAST TOURNAMENT OF CHAMPIONS

DATE — Saturday & Sunday, September 27 & 28 (Rain Date Oct. 4 & 5,) 1986

SANCTIONED BY THE N.H.P.A. Sanctioned — 85-465

LOCATION — Tournament will be held at the Esterly-Keilholtz Courts,
West Patrick Street, Frederick, Maryland

ENTRY FEE — \$12.00 all classes except Jr's \$5.00

In addition to entry fee an additional fee will be charged for
classes A, B, C, D and women as follows:

Class A — \$15.00 B — \$10.00 C — \$5.00 D — \$3.00 Women — \$10.00
1st Place plaque for all classes

PAYOUT CLASS A: 1st — \$500.00 2nd — \$250.00 3rd — \$150.00
4th — \$100.00 5th — \$75.00 6th — \$50.00 7th — \$30.00 8th — \$20.00

CLASS B: 1st — \$200.00 2nd — \$100.00 3rd — \$75.00 4th — \$25.00

CLASS C: 1st — \$100.00 2nd — \$50.00 3rd — \$35.00 4th — \$10.00

CLASS D: 1st — \$50.00 2nd — \$35.00 3rd — \$25.00 4th — \$10.00

WOMEN: 1st — \$200.00 2nd — \$100.00 3rd — \$75.00 4th — \$35.00
5th — \$15.00

CLASSES E, F, G, H, I, J, K, L, M, N, O, P, Q, R, S, T: 1st — \$35.00
2nd — \$20.00 3rd — \$15.00 4th — \$10.00

JUNIORS: 1st — 2nd — 3rd place plaques

All classes will be 8 man Round Robin except A Class 16 man Round Robin.
Classes will be made up by percentages.

PITCHING TIME — starts at 9:00 A. M. Saturday and Sunday

This tournament is limited to 184 pitchers, so send entry early.

Entry deadline will be September 10, 1986

OFFICIAL ENTRY BLANK

Name

Last Three

Tournament Ringer %

Street

City

State Zip

N.H.P.A. CARD #

Men..... Ladies..... Jr.....

MAIL ENTRY TO:

Frederick Horseshoe Club

P.O. Box 3482

Frederick, Maryland 21701

Phone 301-371-5665

Make check payable to the
Frederick Horseshoe Club. We
will send you class, time and day
you will pitch.

CONCESSION AND ACCOMMODATION AVAILABLE

For further information contact:

Chas. Beachley (301) 371-5665 or Ray Matlock (301) 775-2933

If you need an N.H.P.A. Card send additional \$7.00 & we will send you one.

MEN'S CHAMPIONSHIP — (Continued)

CLASS E MEN PRELIMS. — SEC. 3

	Won	Lost	%
1. Frank Daubert, Ne.	10	1	46.7
2. George Bradfield, Ga.	10	1	46.5
3. Chester Anderson, Ia.	9	2	46.0
4. Paul Shutt, Or.	8	3	37.2
5. Loren Hiller, Wy.	6	5	34.3
6. James Bray, Mo.	5	6	39.2
7. Gordon Kashner, Co.	5	6	39.0
8. Robert Nelson, SD	5	6	31.2
9. Gall Campbell, Co.	4	7	33.0
10. Richard Hastings, Ma.	3	8	32.1
11. Paul Dumont, Ma.			Forfeit
12. Bye			

CLASS E MEN PRELIMS. — SEC. 4

	Won	Lost	%
1. Don Abernathy, Ne.	9	2	45.6
2. Bill Courtwright, Mo.	8	3	44.3
3. Robert Long, Mo.	8	3	40.5
4. Lorin Mills, Ne.	7	4	45.2
5. Charlie Carter, Va.	6	5	45.0
6. William Lawson, Ma.	7	4	38.1
7. Marvin Edson, Ne.	6	5	38.5
8. Earl Noe, Oh.	6	5	38.1
9. Robert Barker, Il.	4	7	38.9
10. James Allen, SD	4	7	33.4
11. Olon Crandall, Id.			Forfeit
12. Charles Peters, Ky.			Forfeit

CLASS F MEN FINALS

	Won	Lost	%		Won	Lost	%
1. Elmer Vogt, Ne.	6	1	49.4	5. John SeEVERS, Ne.	3	4	41.5
2. Rick Gragg, Ne.	6	1	52.4	6. Harry Denlinger, Oh.	2	5	39.3
3. Darrell Reno, Oh.	5	2	46.2	7. Tony Apodaca, Id.	1	6	41.0
4. Harlan Jensen, Ne.	4	3	42.9	8. Larry Holmes, Ne.	1	6	39.3

CLASS F MEN PRELIMS. — SEC. 1

	Won	Lost	%
1. Rick Gragg, Ne.	10	1	43.4
2. Harry Denlinger, Oh.	8	3	39.8
3. Forrest Cooper, Ky.	7	4	36.9
4. Alvin Hanson, SD	7	4	33.8
5. Glen Robeck, Co.	7	4	31.8
6. Allan Cook, Ia.	5	6	35.8
7. Don Bailey, Il.	5	6	34.9
8. Starley Gustin, Oh.	5	6	33.0
9. Mike McLain, In.	5	6	32.7
10. Doc Roberts, Ne.	4	7	35.0
11. Steve Rathburn, In.	3	8	34.0
12. Allan Younger, Ne.			Forfeit

CLASS F MEN PRELIMS. — SEC. 3

	Won	Lost	%
1. Larry Holmes, Ne.	10	1	46.5
2. Edward Clark, In.	10	1	38.3
3. Darrell Reno, Oh.	8	3	41.8
4. Glenn Blandin, Ks.	7	4	36.2
5. Boyd Stonerock, Mi.	6	5	33.2
6. Glen Sandquist, Mn.	5	6	33.8
7. Joseph Beem, Mo.	5	6	29.8
8. Elmer Schilperoord, Wa.	4	7	30.0
9. Roy Franke, Il.	4	7	29.8
10. Paul Maahs, Mn.	4	7	28.5
11. Edward Archer, Wy.	3	8	26.7
12. Joe Foshelm, SD	0	11	28.0

CLASS F MEN PRELIMS. — SEC. 2

	Won	Lost	%
1. Elmer Vogt, Ne.	10	1	42.9
2. John SeEVERS, Ne.	9	2	39.6
3. Alan Fisher, Ia.	7	4	38.9
4. Kenneth Tally, In.	7	4	37.4
5. Roy Jones, Can.	7	4	35.4
6. Archie Adams, Ky.	7	4	33.8
7. Thomas Cutts, Wl.	6	5	35.3
8. Robert McBride, In.	6	5	34.2
9. Frank Jones, Il.	4	7	37.3
10. Ferd Guenther, Ne.	2	9	27.0
11. Glen Bale, Ne.	1	10	24.0
12. Homer Cain, Ok.	0	11	10.0

CLASS F MEN PRELIMS. — SEC. 4

	Won	Lost	%
1. Tony Apodaca, Id.	9	2	38.3
2. Harlan Jensen, Ne.	8	3	39.2
3. Glenn King, Ok.	8	3	36.3
4. Robert Ketterer, SD	7	4	33.4
5. Charles Myers, Oh.	7	4	30.0
6. Richard Pistole, Mo.	6	5	34.5
7. Mel Yockstick, Co.	6	5	32.0
8. LaMoyné Helgeson, SD ..	5	6	32.9
9. David Ward, Ky.	4	7	30.0
10. Richard Schmidt, Co.	3	8	30.0
11. Don Hanes, Mo.	3	8	28.6
12. James Malvern, Wa.			Forfeit

— 1986 DOUBLE RINGER SPECIAL —

\$10.00 FOR 8 EDITIONS FEATURING WORLD TOURNAMENT

SPECIAL BOOKLET — *On My Way Back* describes my return to the game as a Pitcher-Writer following heart surgery. Available now with special World Tournament stats, history, pictures.

Send \$5.00 to: Will Gullickson
2850 26th St. S., Moorhead, Minnesota 56560

MEN'S CHAMPIONSHIP — (Continued)

CLASS G MEN FINALS

	Won	Lost	%		Won	Lost	%
1. Tony Tysdal, Ar.	6	1	46.7	5. Merle Alswager, Ne.	4	3	38.9
2. Terry Boss, Ne.	6	1	48.1	6. Gary Gilbert, Ut.	3	4	40.4
3. Bill Harris, Ca.	4	3	47.2	7. Ronald Pritzlaff, Wi.	1	6	33.3
4. Dan Bussard, In.	4	3	47.2	8. Rick Cullen, Ne.	0	7	30.7

CLASS G MEN PRELIMS. — SEC. 1

	Won	Lost	%
1. Dan Bussard, In.	10	1	48.5
2. John Kinslow, Ok.	7	4	37.6
3. Frank Merrill, Ne.	7	4	36.7
4. Fred Werkmeister, Ne.	7	4	34.9
5. Kenneth Maakestad, SD.	6	5	31.8
6. Edward Osterkamp, SD.	6	5	30.3
7. Arnold Winkler, ND.	5	6	34.1
8. Charles Jones, Oh.	5	6	27.6
9. Henry Mullet, Mt.	4	7	31.8
10. Gene Ficek, SD.	4	7	29.0
11. Roland Jensen, Ia.	3	8	25.8
12. William McTaggart, Ks.	2	9	27.4

CLASS G MEN PRELIMS. — SEC. 2

	Won	Lost	%
1. Bill Harris, Ca.	10	1	44.9
2. Gary Gilbert, Ut.	8	3	43.2
3. Tony Tysdal, Ar.	8	3	40.9
4. Ronald Pritzlaff, Wi.	7	4	41.2
5. Howard Mann, WV.	7	4	34.9
6. Thurman Bates, Fl.	7	4	34.0
7. Merle Cottle, Ne.	5	6	34.7
8. Frank Koehler, Ia.	5	6	32.0
9. Leonard Larson, Ia.	3	8	36.1
10. Vic Hergett, Mt.	3	8	32.0
11. Gary Hughes, Co.	3	8	26.9
12. Alden Christiansen, Mn.	0	11	19.2

CLASS G MEN PRELIMS. — SEC. 3

	Won	Lost	%
1. Terry Boss, Ne.	10	1	40.3
2. George Wolfe, Ne.	10	1	36.0
3. Rick Cullen, Ne.	9	2	40.5
4. Chuck Grooms, Ne.	8	3	34.3
5. Oscar Hope, Mi.	7	4	36.9
6. Robert Erickson, Ne.	6	5	34.5
7. Roy Siddens, Il.	5	6	29.2
8. Henry Pater, SD.	4	7	33.0
9. Harold Voskamp, Ne.	1	10	26.9
10. Richard Junod, Ne.	1	10	24.3
11. Ron Weiss, Pa.			Forfeit
12. Richard Schmidt, Ks.			Forfeit

CLASS G MEN PRELIMS. — SEC. 4

	Won	Lost	%
1. Merle Alswager, Ne.	10	1	44.1
2. Gerry Callahan, Ne.	8	3	36.5
3. George Stahl, Co.	8	3	30.9
4. Robert Olsheski, Co.	7	4	40.0
5. Ralph Sharp, Ky.	7	4	35.0
6. Denis Andelln, UT.	7	4	33.4
7. Jim Larkin, Mo.	6	5	35.2
8. Floyd Flemmer, Or.	6	5	35.0
9. Johnny Davenport, Tx.	3	8	29.4
10. John Atchley, La.	2	9	32.3
11. Dave Risse, SD.	2	9	25.4
12. Jack McKinney, Ne.			Forfeit

CLASS H MEN FINALS

	Won	Lost	%		Won	Lost	%
1. Louis Larabee, Ne.	5	2	41.0	5. Harvey Washburn, Ks.	4	3	36.8
2. Clarence Nelson, Ne.	5	2	33.3	6. Dan Brandt, Ne.	3	4	35.7
3. Dale Shelinbarger, Ks.	4	3	40.0	7. Jim Sybrant, Ne.	3	4	35.6
4. Bob Champion, Co.	4	3	39.1	8. Burton Clark, ND.	0	7	27.5

CLASS H MEN PRELIMS. — SEC. 1

	Won	Lost	%
1. Bob Champion, Co.	9	2	36.7
2. Earl Simler, Il.	9	2	32.5
3. Harvey Washburn, Ks.	8	3	37.6
4. Russell Bartle, Jr., Co.	8	3	34.2
5. Ray Jessen, Ne.	7	4	31.3
6. Richard Morse, Co.	6	5	30.5
7. Bill Hanson, Ne.	5	6	29.8
8. Robert Tibbs, Ut.	4	7	29.3
9. Glenn Stutzman, Id.	3	8	25.3
10. Gerard Harris, Pa.	3	8	22.9
11. Elmer Branson, In.	3	8	20.7
12. Robert Washburn, Ks.	1	10	18.0

CLASS H MEN PRELIMS. — SEC. 2

	Won	Lost	%
1. Louis Larabee, Ne.	11	0	40.2
2. Jim Sybrant, Ne.	8	3	35.5
3. Roger Sisson, Ne.	8	3	35.1
4. Denni Rusho, Ne.	8	3	31.3
5. Dale Shelinbarger, Ks.	6	5	36.4
6. Don Branting, Ne.	6	5	34.2
7. Willis Stenzel, Ne.	6	5	31.8
8. Steven Lease, Ne.	5	6	26.4
9. Arlon Bartles, Ne.	3	8	25.5
10. Les Holland, Mn.	3	8	24.2
11. John Wilson, La.	2	9	22.7
12. Arlie Reinwald, Sr., Mo.	0	11	20.9

MEN'S CHAMPIONSHIP — (Continued)

CLASS H MEN PRELIMS. — SEC. 3

	Won	Lost	%
1. Dan Brandt, Ne.	10	1	40.2
2. Clarence Nelson, Ne.	9	2	40.0
3. Bob Bayerl, Mn.	8	3	28.9
4. Keith Thompson, Co.	7	4	32.4
5. Lynn Kalvig, SD	6	5	30.4
6. Dave Martin, Ne.	6	5	28.9
7. Larry Wright, Ne.	5	6	26.7
8. Donald Bolenske, Mt.	5	6	23.6
9. Bill Perry, Ca.	5	6	22.7
10. Alan Jones, Il.	3	8	22.5
11. Gary Emerick, Ca.	2	9	21.3
12. John Piper, Il.			Forfelt

CLASS H MEN PRELIMS. — SEC. 4

	Won	Lost	%
1. Burton Clark, ND	10	1	35.1
2. Paul Voelker, Jr., Ks.	8	3	34.7
3. Paul Hilgenberg, SD	7	4	29.5
4. Clayton Iles, Ia.	6	5	30.7
5. Bill Henderson, Co.	6	5	30.4
6. Harold Fleming, Ks.	6	5	30.4
7. Lloyd Schneider, Ne.	6	5	29.1
8. Eugene Panthen, Ia.	5	6	31.1
9. August Ackerman, Ne.	5	6	28.2
10. Allen Harlan, Ne.	4	7	27.3
11. Fred Rein, Ne.	3	8	22.0
12. John Gardner, Ne.			Forfelt

CLASS I MEN FINALS

	Won	Lost	%		Won	Lost	%
1. Lloyd Laughlin, Co.	7	0	44.5	5. Morris Lepley, Ia.	3	4	29.9
2. Gary Falk, SD.	6	1	36.2	6. Charlie Green, Oh.	2	5	32.5
3. Charles Fast Horse, SD ...	4	3	34.8	7. Marvey Washburn, Ks.	1	6	27.6
4. Douglas Fast Horse, SD ...	4	3	30.4	8. William Progen, Ma.	1	6	26.2

DESIGNED FOR MAXIMUM PERFORMANCE

IMPERIALCAST MODEL

WIDER, THICKER BLADES

U S A PRICES
(Postpaid)

1 Pair	\$26.00
2 to 5 Pair	\$25.00
6 Pr. & Over	\$20.00
Freight Collect	

FORGED MODELHARDENED HOOKS AND
POINTSU.S.A. PRICES
(postpaid)

1 Pair	\$39.00
2-5 Pair	\$37.00
Freight Collect	
6 Pair & Over	\$31.00

CLYDE MARTZ

3726 Henley Dr.

Pittsburgh, Pa. 15235

PHONE: 412-731-4662

MEN'S CHAMPIONSHIP — (Continued)

CLASS I MEN PRELIMS. — SEC. 1

	Won	Lost	%
1. Douglas Fast Horse, SD ..	9	2	29.0
2. Jim Newland, Mn.	9	2	28.5
3. Donald Berry, Ne.	8	3	30.5
4. Gary Falk, SD.	7	4	33.6
5. John Siers, SD.	6	5	29.0
6. Wayne Carriker, Ne.	6	5	28.0
7. Marty Craig, Ne.	6	5	25.8
8. Nelson Frizzell, SD.	5	6	30.3
9. Vernon Jamison, Ne.	5	6	21.4
10. Pat Nisely, Ne.	3	8	21.0
11. Kermit Pearson, Ne.	1	10	18.5
12. Franklin Tomsik, Sr., SD ..	1	10	17.2

CLASS I MEN PRELIMS. — SEC. 2

	Won	Lost	%
1. Lloyd Laughlin, Co.	11	0	45.0
2. Charles Fast Horse, SD ..	9	2	38.0
3. Morris Lepley, Ia.	8	3	30.5
4. Gary Numsen, SD.	7	4	26.0
5. Joe Lepley, Ia.	6	5	26.7
6. Paul Thomson, Ca.	6	5	23.0
7. Wayne Jensen, Co.	5	6	24.3
8. Herman Jantz, Ne.	4	7	26.5
9. Clair Harris, SD.	4	7	23.6
10. Paul Goodwin, Ne.	3	8	18.5
11. Dwight Wetzel, Pa.	3	8	18.3
12. Larry Langewisch, Mo.		Forfeit	

CLASS J MEN FINALS

	Won	Lost	%
1. Bob Curfman, Ne.	6	1	30.6
2. Bill Sale, Co.	5	2	29.9
3. L.C. Merrill, Ks.	5	2	25.5
4. Alvin Strasil, Ne.	5	2	23.7

CLASS J MEN PRELIMS. — SEC. 1

	Won	Lost	%
1. Bob Curfman, Ne.	11	0	27.4
2. Alvin Gwinn, Mo.	9	2	26.1
3. Duane Traversie, SD.	8	3	19.0
4. Bill Sale, Co.	7	4	28.5
5. Darrell Stewart, Wy.	7	4	21.2
6. Denny Deal, Ne.	6	5	22.3
7. Ralph Krueger, Ca.	5	6	16.3
8. Ernie Ellerman, Mo.	4	7	22.5
9. Bob Buckles, Ne.	4	7	21.2
10. Mike Allen, Ne.	4	7	16.1
11. Sid Mixon, La.		Forfeit	
12. Dean Smith, Ne.		Forfeit	

CLASS I MEN PRELIMS. — SEC. 3

	Won	Lost	%
1. Charlie Greene, Oh.	9	2	30.9
2. George West, Sr., Ia.	9	2	28.1
3. Larry Harmon, Oh.	8	3	26.5
4. Richard Cox, NH.	7	4	27.6
5. Norvin Aden, Ne.	7	4	23.2
6. Leslie Hottle, Ia.	6	5	20.0
7. Edward Quigley, NJ.	5	6	30.3
8. David Drafahl, SD.	5	6	26.5
9. Reese Warden, Mo.	5	6	21.2
10. Willard Challenger, Ks.	4	7	18.5
11. Lester Lemaster, In.	1	10	15.6
12. Glen Plaisted, Ks.	0	11	17.6

CLASS I MEN PRELIMS. — SEC. 4

	Won	Lost	%
1. William Progen, Ma.	9	2	32.5
2. Marvey Washburn, Ks.	9	2	32.3
3. Robert Kriha, Ne.	7	4	26.5
4. Ed Risse, SD.	7	4	22.0
5. Donald Howell, Ut.	6	5	28.1
6. Paul Gibson, Il.	6	5	24.3
7. Raymond Pannhoff, Ia.	6	5	22.9
8. Robert Hopkins, Ne.	6	5	20.0
9. Alanson Cole, Ne.	3	8	14.9
10. Milton Harmon, Ne.	3	8	14.9
11. Don Junod, Ne.	2	9	28.0
12. Tim Wemhoff, Ne.	1	10	18.1

CLASS J MEN PRELIMS. — SEC. 2

	Won	Lost	%
1. Tim Warden, Mo.	9	2	23.2
2. Edward Gebhart, SD.	9	2	21.4
3. Theodore Lovejoy, Oh.	9	2	20.5
4. Gene Van Sant, CA.	8	3	19.2
5. Mel Geske, Ca.	7	4	21.6
6. Tim Bayerl, Mn.	7	4	16.0
7. Gary McLachlin, Can.	6	5	20.5
8. Walter Pelc, Ne.	4	7	14.1
9. Kenneth Bauer, SD.	4	7	10.1
10. Al Hodge, Ne.	2	9	13.8
11. John Samuelson, Ne.	1	10	7.4
12. Richard Vidrine, La.		Forfeit	

FULLER TOP MAN IN SOUTH CAROLINA OPEN — SANC. 86-70

CLASS A — J. B. Fuller, 7-0-67.3; W.E. Stephens, 6-1-63.3; James Sumlin, 5-2-64.1; A.J. Nave, 4-3-58.2; James Broome, 3-4-48.5; Roy Littrell, 2-5-48.8; Norman Kelley, 1-6-53.4; James Cook, 0-7-43.8.

CLASS B — Ray Derani, 5-1-32.0; Steve Kelley, 4-2-28.0; Gene Hayes, 2-4-19.9; Kenneth Gallaway, 1-5-17.4.

MEN'S CHAMPIONSHIP — (Continued)**CLASS J MEN PRELIMS. — SEC. 3**

	Won	Lost	%
1. L.C. Merrill, Ks.	8	3	24.5
2. Jim Albright, Ia.	8	3	21.8
3. Glenn Hawks, Ne.	7	4	22.0
4. James Jelden, SD	7	4	21.6
5. Bruce Bader, Ne.	7	4	17.8
6. Jerry Shifflett, Va.	7	4	17.0
7. Floyd Homuth, Az.	6	5	15.0
8. Robert Plankinton, Ks.	5	6	13.8
9. David Garen, Oh.	4	7	16.5
10. Robert Jamison, Ne.	4	7	8.9
11. Craig Smith, Ne.	3	8	14.1
12. Earl Terry, Ne.	0	11	3.8

CLASS J MEN PRELIMS. — SEC. 4

	Won	Lost	%
1. Alvin Strasil, Ne.	10	1	21.0
2. Bob Snider, Ky.	10	1	18.5
3. Fred Nelson, Ok.	7	4	20.9
4. Archie Stone, Tx.	7	4	20.5
5. Albert Little, Sr., Ma.	6	5	14.7
6. Jim Hopkins, Ne.	6	5	14.3
7. Charles Tuttle, Mo.	6	5	10.3
8. Robert Neigel, SD	5	6	14.9
9. Robert Painter, Ne.	4	7	7.4
10. Ronald Juranek, Ne.	3	8	11.8
12. Gilbert Deshotel, La.			Forfeit

PHYLLIS NEGAARD REGAINS LADIES WORLD CROWN**CHAMPIONSHIP WOMEN FINALS**

	Won	Lost	%		Won	Lost	%
1. Phyllis Negaard, Mn.	14	1	79.3	9. Lois Bolstad, SD	7	8	72.3
2. Deborah Michaud, Ma.	13	2	83.1	10. Jane Smith, WI.	6	9	71.6
3. Vicki Winston, Mo.	11	4	77.0	11. Lorraine Thomas, NY	6	9	68.7
4. Sharon Paddock, Ca.	11	4	76.6	12. Bonnie Selbold, In.	5	10	70.7
5. Sylvianne Molsan, Can.	10	5	72.9	13. Cathy Carter, Ia.	5	10	65.5
6. Frances Carnahan, Pa.	9	6	76.4	14. Jeannette Spaller, Oh.	4	11	62.2
7. Ruth Hangen, NY	8	7	72.8	15. Lynda Frederick, Ok.	3	12	65.8
8. Renee Cowan, Va.	7	8	73.2	16. Margaret Tarket, Co.	1	14	64.9

THE LEE BRONZE HORSESHOE

*"deader" than dead soft,
yet tough as steel.*

Batters No Quicker
Than Dead Soft Steel

Requires Little
or No Filing

Does Not Rust

THE LEE BRONZE HORSESHOE is now priced higher because of the increase in the metal alloy cost - but the result is worth the price.

Price — \$30.00 per pr. Plus Postage

2631 Middletown-Eaton Rd. • Middletown, OH 45042

(513) 422-5695

LADIES — (Continued)

CHAMPIONSHIP WOMEN — SEC. 1

	R	%
1. Deborah Michaud, Ma.....	272	77.7
2. Vicki Winston, Mo.....	265	75.7
3. Sylvianne Moisan, Can.....	254	72.6
4. Jane Smith, WI.....	247	70.6
5. Edl Holland, Mn.....	207	59.1
6. Loree Meler, Mo.....	195	55.7
7. Evelyn Johnson, Ok.....	158	45.1
8. Barbara Dow, Ca.....	149	42.6

CHAMPIONSHIP WOMEN — SEC. 2

	R	%
1. Renee Cowan, Va.....	252	72.0
2. Ruth Hagen, NY.....	248	70.9
3. Margaret Tarket, Co.....	229	65.4
4. Lois Bolstad, SD.....	225	64.3
5. Virginia Sandoval, Co.....	188	53.7
6. Edith McKinney, WI.....	177	50.6
7. Janie Thompson, Co.....	162	46.3
8. Bye.....		Forfeit

CHAMPIONSHIP WOMEN — SEC. 2

	R	%
1. Renee Cowan, Va.....	252	72.0
2. Ruth Hagen, NY.....	248	70.9
3. Margaret Tarket, Co.....	229	65.4
4. Lois Bolstad, SD.....	225	64.3
5. Virginia Sandoval, Co.....	188	53.7
6. Edith McKinney, WI.....	177	50.6
7. Janie Thompson, Co.....	162	46.3
8. Bye.....		Forfeit

CLASS B WOMEN FINALS

	Won	Lost	%
1. Cathy Carter, Ia.....	6	1	66.3
2. Connie Still, Oh.....	6	1	60.2
3. Edl Holland, Mn.....	5	2	64.2
4. Loree Meler, Mo.....	5	2	63.8
5. Joyce Francis, Mo.....	3	4	48.4
6. Glenda Amsberry, Ne.....	2	5	46.4
7. Lori Oberbillig, Il.....	1	6	52.0
8. Lynne Hughes, Mn.....	0	7	37.4

CLASS B WOMEN PRELIMS. — SEC. 1

	Won	Lost	%
1. Cathy Carter, Ia.....	6	1	66.0
2. Loree Meler, Mo.....	6	1	54.6
3. Sally Grooms, Ne.....	5	2	46.6
4. Glenda Amsberry, Ne.....	4	3	52.0
5. Billie Sue Pennington, Ca.....	3	4	50.0
6. Jackie Hughes, Mn.....	3	4	44.3
7. Marthe Dunn, Ca.....	1	5	42.6
8. Bye.....			Forfeit

CHAMPIONSHIP WOMEN — SEC. 3

	R	%
1. Frances Carnahan, Pa.....	233	66.6
2. Jeannette Spaller, Oh.....	220	62.9
3. Joyce Francis, Mo.....	205	58.6
4. Lori Oberbillig, Il.....	203	58.0
5. Jackie Hughes, Mn.....	171	48.9
6. Sally Grooms, Ne.....	169	48.3
7. Lynne Hughes, Mn.....	164	46.9
8. Bye.....		Forfeit

CHAMPIONSHIP WOMEN — SEC. 4

	R	%
1. Phyllis Negaard, Mn.....	232	66.3
2. Lorraine Thomas, NY.....	232	66.3
3. Bonnie Selbold, In.....	223	63.7
4. Helen Blutt, Mt.....	169	48.3
5. Iris Sandham, Ga.....	157	44.9
6. Billie Sue Pennington, Ca.....	150	42.9
7. Tina Rash, Ok.....	144	41.1
8. Fran Roth, Co.....	144	41.1

CHAMPIONSHIP WOMEN — SEC. 5

	R	%
1. Sharon Paddock, Ca.....	233	66.6
2. Lynda Frederick, Ok.....	222	63.4
3. Cathy Carter, Ia.....	217	62.0
4. Connie Still, Oh.....	171	48.9
5. Marthe Dunn, Ca.....	161	46.0
6. Carolyn Schneider, Ne.....	160	45.7
7. Glenda Amsberry, Ne.....	156	44.6
8. Pam Henderson, Mo.....	116	33.1

CLASS B WOMEN PRELIMS. — SEC. 2

	Won	Lost	%
1. Edl Holland, Mn.....	6	1	56.6
2. Helen Blutt, Mt.....	4	3	52.0
3. Evelyn Johnson, Ok.....	4	3	46.7
4. Virginia Sandoval, Co.....	4	3	45.7
5. Edith McKinney, WI.....	3	4	48.0
6. Carolyn Schneider, Ne.....	3	4	45.7
7. Pam Henderson, Mo.....	2	5	41.7
8. Barbara Dow, Ca.....	2	5	38.0

CLASS B WOMEN PRELIMS. — SEC. 3

	Won	Lost	%
1. Connie Still, Oh.....	6	1	57.7
2. Lynne Hughes, Mn.....	5	2	53.7
3. Janie Thompson, Co.....	5	2	48.3
4. Joyce Francis, Mo.....	4	3	55.4
5. Lori Oberbillig, Il.....	4	3	53.1
6. Iris Sandham, Ca.....	2	5	48.8
7. Fran Roth, Co.....	2	5	40.9
8. Tina Rash, Ok.....	0	7	41.4

LADIES — (Continued)**CLASS C WOMEN FINALS**

	Won	Lost	%
1. Lori Shiffer, SD	4	1	45.5
2. Judy Free, Az.	3	2	42.5
3. Alice Stewart, Wy.	3	2	41.2
4. Darlene Hawke, Ne.	2	3	47.3
5. Wendy Roberts, Ne.	2	3	39.9
6. Ginger Cain, Ok.	1	4	32.1

CLASS C WOMEN PRELIMS. — SEC. 1


	Won	Lost	%
1. Alice Stewart, Wy.	9	2	44.5
2. Lori Shiffer, SD	9	2	42.5
3. JoAnn Kilstrom, WI.	9	2	39.1
4. Maxine Mann, WV	8	3	39.6
5. Bonnie Wyant, Wy.	7	4	40.7
6. Myrna Moyer, WI.	6	5	32.5
7. Doris Earnest, Ne.	6	5	32.5
8. Margaret Fox, Ne.	4	7	30.2
9. Berniece Fiala, Ne.	3	8	26.4
10. Fanny Bates, Fl.	3	8	24.7
11. Nina Vold, WI.	1	10	25.3
12. Ruth Falk, Mt.	1	10	20.2

CLASS C WOMEN PRELIMS. — SEC. 2

	Won	Lost	%
1. Ginger Cain, Ok.	9	2	44.0
2. Wendy Roberts, Ne.	8	3	41.8
3. Genevieve Lavett, Ca.	8	3	40.5
4. Judy Free, Or.	7	4	48.2
5. Darlene Hawke, Ne.	6	5	43.8
6. Tammy Grooms, Ne.	6	5	41.4
7. Mavis Olson, ND	5	6	40.2
8. Jan Hansen, SD	5	6	38.7
9. Avanelle Brown, Oh.	5	6	36.5
10. Lillian Butterbaugh, Oh. ...	3	8	36.0
11. Janet Funke, ND	3	8	29.8
12. Rita Killgore, Mo.	1	10	25.3

CLASS D WOMEN FINALS

	Won	Lost	%
1. Shirley Steffen, Ut.	5	0	43.1
2. Carol Holmes, Ne.	3	2	39.2
3. Wilma Peters, Ne.	3	2	27.4
4. Mildred Hottle, Ia.	2	3	28.0
5. Josephine Charley, Ca. ...	1	4	30.5
6. Karla McCance, Ne.	1	4	27.6

TED ALLEN HORSESHOES

An original professional shoe. Still the very best professional shoe — Designed by a Champion — Used by many Champions — Not all users will become champions, but by throwing ALLEN's, you know that you've performed your best.


The designed features were invented by TED ALLEN, a 10 time world champion. He has made world records over and over with them. The design was a leader. After years it came to be a trend as a guideline in shoe equipment.

You can't go wrong in using them.

1045 LINDEN AVENUE

BOULDER, COLORADO 80302

Introducing The Designed For Hor



**Clay 'N Sand is the first sports shoe
for horseshoe pitching as well as an
excellent casual walking shoe.**

The soft leather composition means great give and breathability, and it's comfortable and light weight. Clay 'N Sands provide the stability and exceptional balance you need to win games and reach goals. You can confidently wear the black, gold and white Clay 'N Sands on your favorite pitching surface.

Don't delay. Order your revolutionary Clay 'N Sand Shoes today!

CLAY 'N SAND® IS MADE IN THE U.S.A.

First Sports Shoe Horseshoe Pitching



Order Your Clay 'N Sand Shoes today

Check Size

Men's 8__ 8½__ 9__ 9½__ 10__ 10½__ 11__ 11½__ 12__ 12½__

Women's 6__ 6½__ 7__ 7½__ 8__ 8½__ 9__ 9½__

(Both shoes come medium width only.)

PLEASE PRINT

Name _____

Address _____

City _____ State _____ Zip _____

Send check or money order for \$59.95 plus \$3.00 shipping and handling to:

Clay 'N Sand, Inc.
6901 Sheridan Rd.
Kenosha, WI 53140
414/654-6404

OR

Clay 'N Sand, Inc.
19 Ridge Road
Burlington, Conn. 06013
1-800/243-3158
8:00 a.m. - 5:00 p.m. EDT

Wisconsin residents add 5%.

LADIES — (Continued)

CLASS D WOMEN PRELIMS. — SEC. 1

	Won	Lost	%
1. Mildred Hottle, Ia.	9	2	30.5
2. Josephine Charley, Ca. . .	8	3	30.5
3. Karla McCance, Ne.	7	4	27.4
4. Pam Petersen, Ne.	6	5	27.1
5. Linda Sharp, Ks.	6	5	24.4
6. Joan Guenther, Ne.	6	5	23.6
7. Ruth Hix, Va.	6	5	22.2
8. Debby Thompson, WI.	5	6	27.3
9. Thallis Jensen, SD	5	6	20.7
10. Letta Washburn, Ks.	3	8	16.0
11. Jeannine Kaylor, Il.	3	8	12.2
12. Clarice Martin, Ne.	2	9	17.4

CLASS D WOMEN PRELIMS. — SEC. 2

	Won	Lost	%
1. Shirley Steffen, Ut.	9	2	39.1
2. Carol Holmes, Ne.	9	2	39.1
3. Wilma Peters, Ne.	8	3	33.1
4. Mavis Carriker, Ne.	7	4	26.4
5. Allie Fankhauser, Ne.	7	4	22.0
6. Donna Butler, ND	6	5	27.1
7. Tanla Stone, Tx.	6	5	24.0
8. Agnes Snider, Ky.	5	6	22.0
9. Rita Eozzo, Ca.	5	6	9.6
10. Sally Shipley, Ca.	3	8	14.0
11. Jean Robinson, Ca.	1	10	11.0
12. Sue Percival, Ne.	0	11	6.9

HENTON RETAINS INTERMEDIATE MEN'S TITLE

CHAMPIONSHIP INTER. MEN FINALS

	Won	Lost	%		Won	Lost	%
1. Glen Henton, Ia.	10	1	71.1	7. Edward Kowatch, In.	6	5	57.2
2. Dean Zollinger, Ca.	9	2	64.4	8. Elwood Johnson, Mn.	4	7	56.9
3. Winfield Carnahan, Pa.	8	3	62.9	9. Joseph Pagnanelli, Pa.	3	8	52.3
4. Edward Risley, NY	7	4	60.7	10. Donald Allen, Mn.	2	9	55.2
5. Floyd Holmes, Co.	7	4	59.1	11. Kenneth Raymond, Wy.	2	9	51.3
6. John Shuck, In.	7	4	56.3	12. Ron Beem, ND	1	10	42.9

INTERMEDIATE MEN PRELIMS. — SEC. 1

	Won	Lost	%
1. Glen Henton, Ia.	7	0	68.8
2. Edward Kowatch, In.	5	2	54.5
3. Al Heldenfelder, Il.	4	3	48.0
4. Jack Raymond, Ut.	4	3	44.8
5. Dean Zollinger, Ca.	3	4	52.0
6. Donald Marx, Ia.	3	4	45.7
7. Alden Hobbs, SD	2	5	36.0
8. Leonard Rood, Ca.	0	7	25.7

INTERMEDIATE MEN PRELIMS. — SEC. 4

	Won	Lost	%
1. Joseph Pagnanelli, Pa.	7	0	54.9
2. Jack Adams, Can.	5	2	39.7
3. Glenn Sogge, Mn.	4.5	2.5	49.7
4. Raymond Kamper, Ia.	4.5	2.5	38.6
5. Russell Grooms, Ne.	4	3	35.7
6. Ed Pratt, Oh.	2	5	33.1
7. Myron Flann, Mn.	1	6	34.6
8. S.J. Boeding, Ks.	0	7	20.9

INTERMEDIATE MEN PRELIMS. — SEC. 2

	Won	Lost	%
1. Floyd Holmes, Co.	6	151.4	
2. Edward Risley, NY	5	2	52.8
3. Pet Mosbrucker, ND	5	2	48.2
4. Kenneth Waggoner, Oh.	5	2	46.2
5. Donald Albers, Ks.	2.5	4.5	45.1
6. James Amack, Co.	2	5	35.7
7. John Kovach, Oh.	2	5	33.7
8. George Wilfon, NV5	6.5	28.2

INTERMEDIATE MEN PRELIMS. — SEC. 5

	Won	Lost	%
1. Ron Beem, ND	5	2	54.2
2. Donald Allen, Mn.	5	2	52.2
3. Orvan Bennett, Co.	5	2	51.7
4. William Cork, Ca.	5	2	49.7
5. Max Roseberry, Oh.	4	3	45.4
6. Bert Bertelson, SD	2	5	32.2
7. Lambert Boeding, Ks.	2	5	30.8
8. Bye			

INTERMEDIATE MEN PRELIMS. — SEC. 3

	Won	Lost	%
1. Winfield Carnahan, Pa.	6	1	62.0
2. Odin Neckstad, Mt.	6	1	51.7
3. Elwood Johnson, Mn.	5	2	56.0
4. Steve Powers, Oh.	4	3	48.2
5. Jim Godfrey, Mt.	3	4	37.4
6. Harold Mineer, NM	2	5	41.1
7. Lamont Gardner, Ut.	2	5	39.7
8. Bye			

INTERMEDIATE MEN PRELIMS. — SEC. 6

	Won	Lost	%
1. John Shuck, In.	7	0	60.6
2. Kenneth Raymond, Wy.	6	1	52.5
3. Vernard Bell, Ks.	4	3	44.0
4. Wilbert Seibold, In.	3	4	49.7
5. Curt Bestul, WI.	3	4	43.7
6. Martin Bakken, Ne.	3	4	40.8
7. Ken Percy, Ut.	2	5	35.1
8. Clifford Sorenson, SD			Forfeit

INTERMEDIATE — (Continued)

CLASS B INTER. MEN FINALS

	Won	Lost	%
1. Floyd Holmes, Co.	4	1	59.0
2. Odin Neckstad, Mt.	4	1	62.1
3. Glenn Sogge, Mn.	3	2	50.0
4. Vernard Bell, Ks.	2	3	38.7
5. William Cork, Ca.	1	4	45.2
6. Pet Mosbrucker, ND	1	4	42.9

CLASS B INTER. PRELIMS. — SEC. 1

	Won	Lost	%
1. William Cork, Ca.	5	0	49.2
2. Orvan Bennett, Co.	3	2	50.4
3. Martin Bakken, Ne.	3	2	46.8
4. Kenneth Waggoner, Oh.	2	3	44.4
5. Al Heidenfelder, Il.	1	4	47.2
6. Jack Raymond, Ut.	1	4	43.2

CLASS B INTER. MEN PRELIMS. — SEC. 2

	Won	Lost	%
1. Odin Neckstad, Mt.	4	1	52.8
2. Glenn Sogge, Mn.	4	1	52.4
3. Steve Powers, Oh.	4	1	48.4
4. Donald Marx, Ia.	2	3	46.0
5. Vernard Bell, Ks.	1	4	51.2
6. Curt Bestul, Wi.	0	5	41.2

CLASS B INTER. MEN PRELIMS. — SEC. 3

	Won	Lost	%
1. Floyd Holmes, Co.	5	0	61.6
2. Pet Mosbrucker, ND	4	1	50.8
3. Wilbert Seibold, In.	3	2	46.8
4. Donald Albers, Ks.	2	3	42.8
5. Harold Mineer, NM	1	4	38.4
6. Bye			Forfeit

CLASS D INTERM. MEN FINALS

	Won	Lost	%
1. J.J. Steffen, Ut.	5	0	44.5
2. Rex Swinson, Il.	3	2	44.1
3. Paul Free, Az.	2	3	39.1

CLASS D INTER. MEN PRELIMS. — SEC. 1

	Won	Lost	%
1. Rex Swinson, Il.	12	1	40.2
2. Milo Fahse, Mn.	11	2	36.9
3. Lowell Fields, Mt.	10	3	33.4
4. Melvin Hicks, SD	10	3	28.3
5. Elmer Breuer, Mo.	8	5	33.4
6. Jim Dow, Ca.	7	6	26.8
7. Pete Fischer, SD	7	6	26.8
8. Marvin Falk, Mt.	6	7	27.2
9. Lyle Henning, Ne.	6	7	21.7
10. Charles Derrickson, Ne.	6	7	20.5
11. Wayne Pool, SD			Forfeit
12. Dick Wait, Ne.	3	10	10.2
13. Marlon Hawley, Ca.	1	12	6.8
14. Delvorn Carter, Mi.			Forfeit

CLASS C INTERMEDIATE FINALS

	Won	Lost	%
1. Jim Godfrey, Mt.	4	1	47.6
2. Lamont Gardner, Ut.	4	1	53.0
3. Jack Adams, Can.	3	2	51.8
4. Raymond Kamper, Ia.	2	3	44.8
5. George Wilfon, Nv.	2	3	37.4
6. Bert Bertelson, SD	0	5	30.0

CLASS C INTER. MEN PRELIMS. — SEC. 1

	Won	Lost	%
1. George Wilfon, Nv.	4	1	38.8
2. John Kovach, Oh.	4	1	37.2
3. Myron Flann, Mn.	3	2	35.6
4. Jack Adams, Can.	2	3	45.6
5. Alden Hobbs, SD	2	3	32.8
6. Bye			Forfeit

CLASS C INTER. MEN PRELIMS. — SEC. 2

	Won	Lost	%
1. Lamont Gardner, Ut.	4	1	42.0
2. James Amack, Co.	4	1	36.4
3. Leonard Rood, Ca.	3	2	37.2
4. Russell Grooms, Ne.	3	2	35.6
5. S.J. Boeding, Ks.	1	4	27.2
6. Bye			Forfeit

CLASS C INTER. MEN PRELIMS. — SEC. 3

	Won	Lost	%
1. Jim Godfrey, Mt.	4	1	47.6
2. Raymond Kamper, Ia.	4	1	38.0
3. Bert Bertelson, SD	3	2	40.0
4. Ken Percy, Ut.	3	2	35.6
5. Lambert Boeding, Ks.	1	4	31.2
6. Bye			Forfeit

CLASS D INTER. MEN PRELIMS. — SEC. 2

	Won	Lost	%
1. J.J. Steffen, Ut.	13	0	38.2
2. Pet Harris, In.	10	3	36.2
3. Paul Free, Az.	9	4	37.7
4. Roland Johnson, Ne.	9	4	31.5
5. Marvin Parkinson, SD	8	5	28.9
6. Kenneth Henry, Mt.	7	6	32.2
7. Bud Schardine, Ut.	6	7	32.0
8. Tom Durham, Sr., Ne.	6	7	26.6
9. Bob Walters, Ia.	6.5	6.5	33.2
10. Don Harney, Ne.	5	8	23.7
11. Wally Shipley, Ca.	4.5	8.5	27.1
12. Willis Miller, In.	4	9	22.0
13. Victor Bortnem, SD	3	10	24.3
14. Norman Holmberg, Ne.	0	13	18.2

WILLARD NAPIER NEW SENIOR WORLD CHAMPION

SENIOR MEN FINALS

	Won	Lost	%		Won	Lost	%
1. Willard Napier, Ca.	9	2	70.6	7. Francis White, Pa.	5	6	56.6
2. Paul Carriere, Can.	9	2	61.0	8. Edward Schultz, Mi.	5	6	56.4
3. Fred Lavett, Ca.	8	3	61.5	9. Merle Koepppe, Oh.	4	7	54.3
4. Levi Miller, Oh.	7	4	59.3	10. Glen Portt, Ga.	4	7	51.0
5. Vernon Valdois, Ks.	5	6	58.2	11. Lawrence Miller, Oh.	3	8	59.2
6. Newell Flann, Mn.	5	6	57.7	12. Emmett Schroeder, Ca. ...	2	9	52.9

SENIOR MEN PRELIMS. — SEC. 1

	R	%
1. Lawrence Miller, Oh.	221	63.1
2. Francis White, Pa.	212	60.6
3. Edward Schultz, Mi.	208	59.4
4. Paul Toole, Ks.	195	55.7
5. Lester Grosenbach, Co.	180	51.4
6. Arnold Hanson, Ia.	168	48.0
7. Frank Stinson, Mn.	154	44.0
8. Bud Glese, Mt.	130	37.1

SENIOR MEN PRELIMS. — SEC. 2

	R	%
1. Willard Napier, Ca.	241	68.6
2. Paul Carriere, Can.	223	63.7
3. Newell Flann, Mn.	209	59.7
4. M.W. Wilson, Ia.	202	57.7
5. Emmett Schroeder, Ca.	198	56.6
6. Joe King, Mt.	171	48.9
7. Leonard Werner, Ne.	134	38.3
8. Floyd Edwards, Ca.	128	36.6

SENIOR MEN PRELIMS. — SEC. 3

	R	%
1. John Schendel, Ks.	211	60.2
2. Alden Allbaugh, Ks.	199	56.8
3. Merle Koepppe, Oh.	184	52.5
4. Norm Cone, Ca.	172	49.1
5. John Nicodemus, Ks.	168	48.0
6. Robert Bjorkgren, Ia.	128	36.5
7. John Koenig, Fl.	99	28.2
8. Bye		

CLASS B SENIOR MEN FINALS

	Won	Lost	%
1. Kenneth Garner, Ne.	4	1	55.8
2. Emmett Schroeder, Ca. ...	3	2	56.8
3. Merle Koepppe, Oh.	3	2	53.7
4. Loren Gillespie, Il.	2	3	48.0
5. Marvin Rehels, Ks.	2	3	46.3
6. Glenn Riffle, Ca.	1	4	42.4

CLASS B SENIOR PRELIMS. — SEC. 1

	Won	Lost	%
1. Emmett Schroeder, Ca. ...	5	0	54.0
2. Merle Koepppe, Oh.	3	2	58.4
3. M.W. Wilson, Ia.	2	3	45.6
4. Loman Tumlin, WV	2	3	45.6
5. Joe King, Mt.	2	3	44.0
6. Leslie Burroughs, Ca.	1	4	50.4

SENIOR MEN PRELIMS. — SEC. 4

	R	%
1. Glen Portt, Ga.	227	64.9
2. Fred Lavett, Ca.	216	61.7
3. Loren Gillespie, Il.	190	54.3
4. Marls Goodrich, Ia.	161	46.0
5. Conrad Flammer, ND	159	45.4
6. Omar Blacketer, Ky.	141	40.3
7. Lester Lingel, Wa.	123	35.1
8. John Beharry, Oh.	117	33.4

SENIOR MEN PRELIMS. — SEC. 5

	R	%
1. Levi Miller, Oh.	220	62.9
2. Kenneth Garner, Ne.	199	56.9
3. Wayne Hege, In.	186	53.4
4. Loman Tumlin, WV	185	52.9
5. Leslie Burroughs, Ca.	167	47.7
6. Carl Christiansen, Ia.	163	46.6
7. J.D. Rhymer, Oh.	101	28.9
8. Bye		

SENIOR MEN PRELIMS. — SEC. 6

	R	%
1. Vernon Valdois, Ks.	244	69.7
2. Marvin Rehels, Ks.	202	57.7
3. Gene Fleek, Ks.	177	50.6
4. Glenn Riffle, Ca.	169	48.3
5. Milton Everhart, Ks.	159	45.4
6. Abe Austin, Il.	154	44.0
7. Harry Bailey, Oh.	149	42.6
8. Robert McDonald, Fl.	135	38.6

CLASS B SENIOR PRELIMS. — SEC. 2

	Won	Lost	%
1. Glenn Riffle, Ca.	4	1	55.2
2. Loren Gillespie, Il.	4	1	54.8
3. Marvin Rehels, Ks.	3	2	55.6
4. Lester Grosenbach, Co. ...	2	3	50.4
5. Paul Toole, Ks.	1	4	46.4
6. Arnold Hanson, Ia.	1	4	46.0

CLASS B SENIOR PRELIMS. — SEC. 3

	Won	Lost	%
1. Kenneth Garner, Ne.	4	1	56.8
2. Wayne Hege, In.	4	1	50.0
3. Alden Allbaugh, Ks.	3	2	48.8
4. Norm Cone, Ca.	2	3	47.2
5. Gene Fleek, Ks.	1	4	45.6
6. John Nicodemus, Ks.	1	4	41.6

The shoe for the 1980's

STAR

Stainless  Horseshoes

**ARE YOU REALLY SERIOUS
ABOUT IMPROVING YOUR GAME?**

**I SUGGEST PITCHING
THE ONLY STAINLESS STEEL
HORSESHOE IN THE WORLD.
DESIGNED WITH A
CENTER BALANCE
AND "PRECISION MADE" TO GIVE
YOU THE COMPETITIVE EDGE.**

"REACH FOR THE STAR'S"

**NHPA
APPROVED**

**ALL STAR'S ARE
DEAD SOFT AND THEY
WEIGH 2 LBS. 8 OZ.**

Send Check or
Money Order to:

Alfred R. Boudreau Jr.
301-A Old Ipswich Rd.
Rindge, N.H. 03461



**\$69.00 per pair
postpaid**

(ALSO AVAILABLE THROUGH YOUR N.H.P.A. DEALER)

SENIORS — (Continued)

CLASS C SENIOR MEN FINALS

	Won	Lost	%
1. Omar Blacketer, Ky.	4	1	49.6
2. Maris Goodrich, Ia.	3	2	49.6
3. Milton Everhart, Ks.	3	2	44.2
4. Abe Austin, Il.	3	2	44.2
5. Leonard Werner, Ne.	2	3	39.7
6. Frank Stinson, Mn.	0	5	35.2

CLASS C SENIOR PRELIMS. — SEC. 1

	Won	Lost	%
1. Leonard Werner, Ne.	5	0	50.4
2. Frank Stinson, Mn.	4	1	42.0
3. Carl Christlansen, Ia.	3	2	40.4
4. Lester Lingel, Wa.	2	3	36.4
5. Robert McDonald, Fl.	1	4	28.8
6. Bye			Forfeit

CLASS D SENIOR MEN FINALS

	Won	Lost	%
1. Arnold Carpenter, Ks.	4	1	37.9
2. J.H. Jacobs, Wy.	3	2	35.6
3. Gale Beers, Ne.	3	2	33.7

CLASS D SENIOR PRELIMS. — SEC. 1

	Won	Lost	%
1. J.H. Jacobs, Wy.	10	1	37.6
2. Gale Beers, Ne.	10	1	32.9
3. Gilbert Beckemeyer, Il.	8	3	26.4
4. Dale Taylor, Az.	6	5	30.4
5. David Zilverberg, SD	6	5	25.5
6. J.R. Montross, Ne.	6	5	24.4
7. Lowell Graves, Or.	6	5	24.0
8. Ingeman Teslow, Ia.	5	6	28.2
9. Wilbert Maki, SD	5	6	24.0
10. Charles Clark, WV	3	8	14.9
11. Roy Heyden, Ca.	1	10	7.5
12. John Guettler, Ne.	0	11	22.0

CLASS C SENIOR MEN PRELIMS. — SEC. 2

	Won	Lost	%
1. Maris Goodrich, Ia.	4	1	49.2
2. Abe Austin, Il.	4	1	43.2
3. Harry Bailey, Oh.	3	2	38.4
4. John Beharry, Oh.	3	2	29.6
5. J.D. Rhymer, Oh.	1	4	22.8
6. Bye			Forfeit

CLASS C SENIOR MEN PRELIMS. — SEC. 3

	Won	Lost	%
1. Milton Everhart, Ks.	5	0	48.8
2. Omar Blacketer, Ky.	4	1	43.6
3. Robert Bjorkgren, Ia.	3	2	33.6
4. John Koenig, Fl.	2	3	28.8
5. Conrad Flemmer, ND	1	4	34.0
6. Floyd Edwards, Ca.	0	5	36.4

CLASS D SENIOR PRELIMS. — SEC. 2

	Won	Lost	%
1. Arnold Carpenter, Ks.	11	0	38.4
2. Wayne Ballhagen, Ia.	9	2	26.9
3. Ervin Petersen, Ne.	8	3	30.2
4. Charles Hank, SD	8	3	28.5
5. Louis Hoffman, Ne.	6	5	25.3
6. Glen Partridge, Il.	6	5	24.9
7. Link Poore, Ne.	5	6	16.5
8. Herman Falk, SD	4	7	18.0
9. Harlof Jensen, SD	4	7	15.6
10. Louis Tomek, Ne.	3	8	13.8
11. Jule Barnes, Ga.	1	10	13.3
12. Erwin Jacobitz, WI.	1	10	8.9

MULLICAN 70 YEARS & OLDER WORLD CHAMPION

MEN 70 YEARS & OLDER FINALS

	Won	Lost	%
1. Johnnie Mullican, Al.	5	0	74.2
2. Ed Thorstad, SD	4	1	67.6
3. Herb Rushing, Ca.	3	2	63.7

MEN 70 YEARS & OLDER — SEC. 1

	Won	Lost	%
1. Nial Beck, Oh.	7	0	62.8
2. Robert Jacobson, Co.	5	2	47.7
3. George Abrams, Co.	5	2	46.5
4. Monte Herremann, SD	4	3	42.2
5. Kelth Fish, Ne.	3	4	37.1
6. Chester Evans, Il.	2	5	45.1
7. Ralph Dykes, Il.	2	5	36.0
8. Theodore Westphalen, Ne.	0	7	26.8

MEN 70 YEARS & OLDER — SEC. 2

	Won	Lost	%
4. Nial Beck, Oh.	1	4	57.6
5. Orval Madden, Ia.	1	4	56.7
6. Robert Jacobson, Co.	1	4	42.9

MEN 70 YEARS & OLDER — SEC. 2

	Won	Lost	%
1. Ed Thorstad, SD	7	0	69.1
2. Orval Madden, Ia.	6	1	63.1
3. Delmar Redmon, Il.	5	2	44.5
4. Joe Blutt, Mt.	4	3	34.2
5. Ray Webber, Wy.	3	4	36.2
6. Harry Hegarty, Ia.	2	5	25.4
7. Elmer Schlafhoff, Ne.	1	6	19.1
8. Floyd Plumb, Oh.			Forfeit

70 YRS — (Continued)

MEN 70 YEARS & OLDER — SEC. 3

	Won	Lost	%
1. Johnnie Mulligan, Al.	7	0	69.7
2. Lloyd Long, Ne.	6	1	41.7
3. Herman Anderson, Mn.	4	3	46.5
4. Marion Ryan, Ne.	4	3	42.2
5. Burl Taylor, In.	3	4	42.2
6. Milton Hanks, Co.	3	4	33.1
7. Harold Keener, Ks.	1	6	29.1
8. Armando Deluca, Ma.		Forfeit	

MEN 70 YEARS & OLDER — SEC. 4

	Won	Lost	%
1. Herb Rushing, Ca.	7	0	64.5
2. L.E. Helst, Ne.	6	1	41.1
3. Donald Hendricks, Wi.	5	2	42.0
4. Raymond Shober, NJ	4	3	45.4
5. Leslie Klme, Ne.	3	4	27.7
6. Leslie Long, Il.	2	5	31.4
7. Alfred Youngberg, Mn.	1	6	25.1
8. Herb Schroeder, Ks.	0	7	12.2

CLASS B MEN 70 YEARS FINALS

	Won	Lost	%
1. Robert Jacobson, Co.	5	0	56.2
2. Herman Anderson, Mn.	3	2	47.3
3. Granny Palmer, In.	3	2	47.3
4. Frank Hlendlmayr, Oh.	3	2	44.7
5. Donald Hendricks, Wi.	1	4	39.5
6. George Abrams, Co.	0	5	35.5

CLASS B MEN 70 YEARS — SEC. 1

	Won	Lost	%
1. G.H. Palmer, In.	5	0	57.2
2. Monte Herreman, SD	3	2	44.4
3. L.E. Helst, Ne.	3	2	39.2
4. Chester Evans, Il.	2	3	43.6
5. Herman Anderson, Mn.	1	4	46.8
6. Delmar Redmon, Il.	1	4	41.6

CLASS C MEN 70 YEARS FINALS

	Won	Lost	%
1. Herman Beebe, Fl.	4	1	38.3
2. Arnold Carlberg, Mn.	3	2	41.5
3. Kelth Fish, Ne.	3	2	36.8

CLASS C MEN 70 YEARS — SEC. 1

	Won	Lost	%
1. Arnold Carlberg, Mn.	4	1	33.6
2. Harold Keener, Ks.	4	1	29.2
3. Joe Blutt, Mt.	3	2	28.8
4. Theodore Westphalen, Ne.	2	3	25.2
5. Harry Hegarty, Ia.	2	3	20.8
6. Herb Schroeder, Ks.	0	5	19.0

MEN 70 YEARS & OLDER — SEC. 5

	Won	Lost	%
1. John Niemitalo, ND	6	1	47.4
2. Arthur Lund, Or.	6	1	43.1
3. Arnold Carlberg, Mn.	5	2	40.8
4. Lee Jacobs, Mi.	4	3	29.7
5. William Knuth, Ar.	3	4	36.5
6. Lee Bussard, Ne.	3	4	28.2
7. James Bauer, SD	1	6	24.0
8. Richard Maxwell, SD	0	7	10.8

MEN 70 YEARS & OLDER — SEC. 6

	Won	Lost	%
1. Sol Berman, Fl.	7	0	54.2
2. G.H. Palmer, In.	5	2	55.1
3. Frank Hlendlmayr, Oh.	5	2	46.0
4. Lelon Alexander, Ne.	5	2	41.4
5. Herman Beebe, Fl.	2	5	31.4
6. Otis Platt, La.	2	5	28.8
7. Leonard Strobel, Ne.	1	6	28.5
8. Eugene Kilstrom, Wi.	1	6	22.5

CLASS B MEN 70 YEARS — SEC. 2

	Won	Lost	%
1. Frank Hlendlmayr, Oh.	4	1	49.6
2. George Abrams, Co.	4	1	47.6
3. Arthur Lund, Or.	4	1	45.6
4. Donald Hendricks, Wi.	2	3	46.0
5. Leslie Long, Il.	1	4	32.4
6. Bye		Forfeit	

CLASS B MEN 70 YEARS — SEC. 3

	Won	Lost	%
1. Robert Jacobson, Co.	5	0	56.0
2. John Niemitalo, ND	3	2	44.4
3. Raymond Shober, NJ	3	2	43.2
4. Burl Taylor, In.	3	2	39.2
5. Marlon Ryan, Ne.	1	4	38.0
6. Lelon Alexander, Ne.	0	5	29.6

CLASS C MEN 70 YEARS — SEC. 2

	Won	Lost	%
1. Kelth Fish, Ne.	5	0	35.6
2. Leonard Strobel, Ne.	4	1	27.8
3. Alfred Youngberg, Mn.	3	2	22.0
4. Milton Hanks, Co.	2	3	30.0
5. Richard Maxwell, SD	1	4	15.2
6. Bye		Forfeit	

70 YRS — (Continued)

CLASS C MEN 70 YEARS — SEC. 3

	Won	Lost	%
1. Leslie Long, II.	4	1	30.8
2. Leslie Kime, Ne.	4	1	27.6
3. Herman Beebe, Fl.	3	2	34.0
4. William Knuth, Ar.	3	2	33.6
5. Bye		Forfelt	
6. Bye		Forfelt	

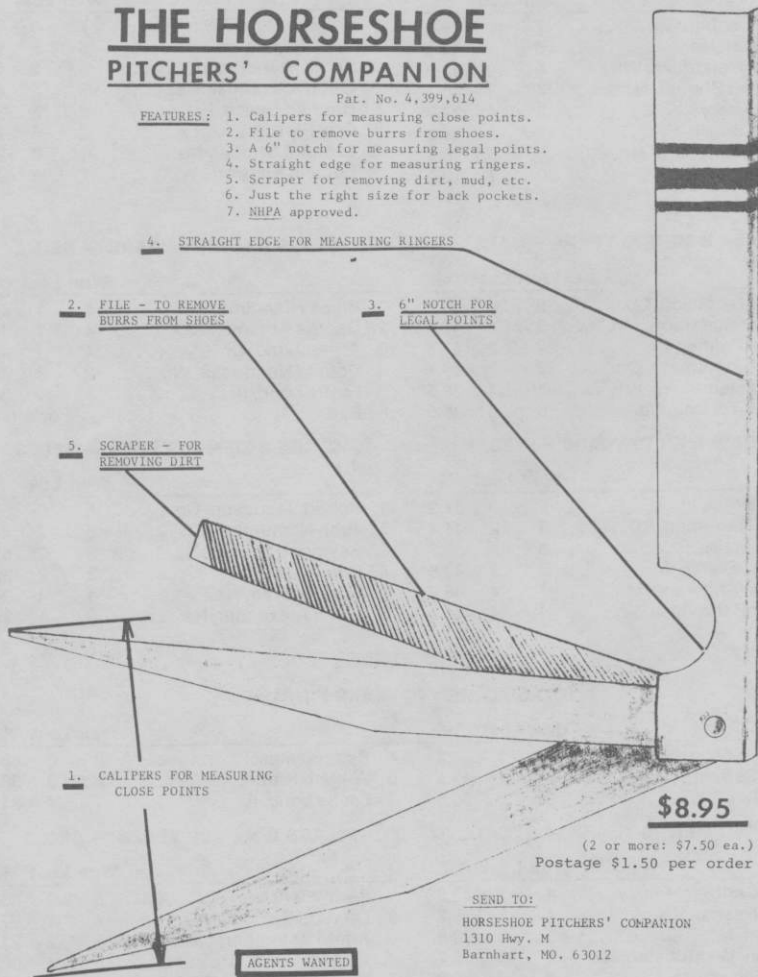
CLASS C MEN 70 YEARS — SEC. 4

	Won	Lost	%
1. Ralph Dykes, II.	5	0	43.2
2. Ray Webber, Wy.	4	1	32.4
3. Otis Plott, La.	3	2	26.4
4. Eugene Kilstrom, WI.	2	3	25.6
5. Elmer Schlafhoff, Ne.	1	4	21.6
6. Bye		Forfelt	

THE HORSESHOE PITCHERS' COMPANION

Pat. No. 4,399,614

- FEATURES:**
1. Calipers for measuring close points.
 2. File to remove burrs from shoes.
 3. A 6" notch for measuring legal points.
 4. Straight edge for measuring ringers.
 5. Scraper for removing dirt, mud, etc.
 6. Just the right size for back pockets.
 7. NHPA approved.

**\$8.95**(2 or more: \$7.50 ea.)
Postage \$1.50 per order

SEND TO:

HORSESHOE PITCHERS' COMPANION
1310 Hwy. M
Barnhart, MO. 63012

AGENTS WANTED

TONY HANKINS 1986 BOYS WORLD CHAMPION

CHAMPIONSHIP BOY'S FINALS

	Won	Lost	%		Won	Lost	%
1. Tony Hankins, Ky.	13	2	66.5	9. Wade Erickson, ND.	9	6	63.9
2. Chad Hyatt, In.	12	3	70.6	10. Steve Barnes, Mo.	7	8	65.0
3. Edward Neeb, Can.	12	3	68.6	11. Seth Malxner, Ok.	6	9	50.7
4. Alan Francis, Mo.	11	4	75.6	12. Doug Macha, Tx.	4	11	54.9
5. Michael Bee, Can.	11	4	67.3	13. Scott Steele, Ne.	3	12	48.8
6. Steven Ungetheim, In.	10	5	70.7	14. Shannon Perry, Va.	2	13	42.7
7. Jeff Hart, Mo.	10	5	64.6	15. David Andellin, Ut.	1	14	26.2
8. Lance Larabee, Ne.	9	6	66.4	16. Floyd Hlx, Ill, Va.	0	15	28.6

CLASS B BOY'S FINALS

	Won	Lost	%
1. K.D. Tausan, Ne.	11	0	48.1
2. Jeff Fankhauser, Ne.	9	2	37.7
3. Glen Hodge, Ne.	9	2	37.4
4. Craig Chizek, Ne.	8	3	31.0
5. Bill Cole, Ne.	6	5	30.8
6. Gabe Ohms, Ut.	6	5	26.5
7. John Steele, Ne.	5	6	22.9
8. Darrell Schneider, Ne.	4	7	27.8
9. Wade Luther, Ne.	3	8	24.4
10. Curt Schmirler, Wl.	3	8	23.8
11. Doug Schneider, Ne.	2	9	18.7
12. Joe Cole, Ne.	0	11	9.6

CLASS C BOY'S FINALS

	Won	Lost	%
1. Danny Jamison, Ne.	7	0	42.1
2. Michael Schiffflett, Va.	5	2	16.8
3. Brett Francis, Mo.	5	2	16.3
4. Scott Painter, Ne.	5	2	12.1
5. Jamie Gragg, Ne.	3	4	11.0
6. Karl Hlx, Va.	2	5	3.4
7. Cody Luther, Ne.	1	6	7.9
8. Troy Wayman, Ne.	0	7	2.7

"GREEOTT GRABBER"

the ultimate ringer keeper



Soft temper 2lb. 8oz. 2lb. 9 oz.

Not JUST another horseshoe. The ultimate shock-absorbing, ringer saving design. Helps prevent loss of solidly hit ringers by rebounding.

Guaranteed against breakage for 1 year from date of purchase. Both pairs must be returned in original box.

\$28.00 pr. plus \$3.00 shipping, handling, to the 48 adjoining states. California residents add 6% tax. High grade steel casting. NOT cast iron. Send checks or money orders to:

"GREEOTT GRABBER" HORSESHOES
 c/o Steve Kynard 1380 Eagle Rock
 Woodland, CA 95695

Or from NHPA representatives



DEADEYE HORSESHOES

NOW IN

FIVE MODELS

CLYDESDALES NOW IN LIGHTER WEIGHTS

	Price Per Pr.—Up to 12 Pairs	Price Per Pr.—12 Prs. & Over
CLYDESDALES 2# 10 oz., 2# 9 oz., 2# 8 oz., & 2# 7 oz.	\$27.00/Pr.	\$20.00/Pr.
N.T. 2# 10, 9, 8, 7 oz.	\$27.00/Pr.	\$20.00/Pr.
REGULAR 2# 8, 7, 6 oz.	\$27.00/Pr.	\$20.00/Pr.
E-Z GRIP 2# 10, 9, 8, 7 & 6 oz.	\$32.00/Pr.	\$25.00/Pr.

*Prices on all "DEADEYE" f.o.b. point of shipment.
Missouri residents add 4.725% sales tax.*

All "DEADEYES" are dead soft (curved only).

All "DEADEYE" are guaranteed against breakage for 2 years
from Date of Original Purchase (NOT RE-PLACEMENT DATE)

Contact (Bill Courtwright ONLY) for special prices on
rejects and returned shoes (NO GUARANTEE)

DEADEYE Caps Available — \$5.00 postpaid

W. Courtwright
P.O. Box 742
Fenton, MO 63026
Phone: (314) 376-5222
(314) 677-2200 (8-5)

Walter Ray Williams, Jr.
c/o Esther Williams
2550 North Vine
Tucson, AZ 85719
Phone: (602) 323-7445
(602) 795-1389 after 6 p.m.

For Local NHPA Representative Contact:
Game Related National Buyer
Edward A. Domey,, P.O. Box 298, Wilkinsonville, Ma 01590
(617) 865-4619

ORDER DIRECT or from NHPA REPRESENTATIVE

SANDY McLACHLIN NEW GIRLS WORLD CHAMPION**CHAMPIONSHIP GIRLS' FINALS****GIRLS PRELIM. — SEC. 2**

	Won	Lost	%
1. Sandy McLachlin, Can.	5	0	67.3
2. Debby Bestul, WI.	4	1	60.8
3. April Gage, Mn.	3	2	35.7
4. Georgia Henry, In.	2	3	36.2
5. Shawn Beckemeyer, Il.	1	4	26.3
6. Michelle Fankhauser, Ne. .	0	5	21.6

	Won	Lost	%
1. Sandy McLachlin, Can.	5	0	60.4
2. Michelle Fankhauser, Ne. .	4	1	25.2
3. Shawn Beckemeyer, In. . . .	3	2	30.4
4. Sonya Hix, Va.	2	3	8.4
5. Shayne Beckemeyer, Il. . . .	1	4	6.4
6. Dawn Howell, Ut.	0	5	0.8

GIRLS PRELIM. — SEC. 1**CLASS B GIRLS FINALS**

	Won	Lost	%
1. April Gage, Mn.	5	0	44.8
2. Debby Bestul, WI.	4	1	55.2
3. Georgia Henry, In.	3	2	31.6
4. Tonya Hix, Va.	1.5	3.5	6.0
5. Charlene Buskirk, Ne.	1	4	3.6
6. Jenny Ohms, Ut.5	4.5	7.6

	Won	Lost	%
1. Jenny Ohms, Ut.	5	0	8.5
2. Dawn Howell, Ut.	3	2	8.9
3. Sonya Hix, Va.	3	2	6.9
4. Tonya Hix, Va.	2	3	5.2
5. Shayne Beckemeyer, Il. . . .	1	4	6.0
6. Charlene Buskirk, Ne.	1	4	4.3

KNISLEY SWEEPS THROUGH HEBRON, OH. OPEN — SANC. 86-53

Jim Knisley had a perfect 7-0 record and averaged 85.6% to win the Annual Hebron Open. Phil Hummel was second with a 5-2 record and 68.5 percentage. Mark Bussey won Class B in a playoff game with Dave Hummel. Lil Butterbaugh won the Women's Class A with a 3-0 record and 38.5%.

CLASS A — Jim Knisley, 7-0-85.6; Phil Hummel, 5-2-68.5; John Martin, 4-3-73.5; Elden Sarbaugh, 3-4-65.6; Max Roseberry, 3-4-62.1; Lawrence Miller, 2-5-64.6; Bob Johnson, 2-5-62.8; Levi Miller, 2-5-58.3.

CLASS B — Mark Bussey, 6-1-58.3; Dave Hummel, 6-1-59.6; Jack Baldwin, 4-3-54.6; Frank Morgan, 4-3-51.2; John Hawk, 3-4-56.0; Don Jones, 2-5-47.8; Mearle Bannister, 2-5-43.0; Don Bussey, 1-6-47.6.

CLASS C — Harry Rutherford, 4-1-50.0; Bob Garrett, 3-2-45.2; Ken Hawk, 3-2-45.0; Dennis Farley, 3-2-41.1; Les Rose, 2-3-41.0; Paul Bechtol, 0-5-31.8..

CLASS D — Rudy Von Doch, 5-0-55.5; Norm Snyder, 4-1-48.5; Jim Shipley, 2-3-44.8; Dick Whitman, 2-3-42.6; Lester Groszklos, 2-3-41.1; Francis Asher, 0-5-31.8..

CLASS E — Earl Noe, 5-0-52.5; Ed Pratt, 4-1-47.1; Howard Angel, 3-2-39.7; Claude Bostic, 1-4-37.7; Jim Cooper, 1-4-37.0; Lester Hite, 1-4-36.4.

CLASS A WOMEN — Lil Butterbaugh, 3-0-38.5; Helena Morgan, 0-3-26.9.

COMING EVENTS**NEW JERSEY SCHEDULE**

Aug. 26 — N.J. State Singles and Doubles Tournament. Pre-Registration required. Flemington, N.J. Contact J. Burd.

Sept. 1 — State Fair Tournament. Contact B. Schneider or G. Patrick.

Sept. 7 — Al Ward Memorial Open. Clifton N.J. Contact P. Zozzaro. (201)256-8996.

Sept. 13 — Woodbury Open. Pre-Registration suggested. Vineland, N.J. Contact L. Thomason. (609)848-6472.

Sept. 14 — Mid Atlantic Open. Middlesex, N.J. Contact J. Burd. (201)832-2297.

Oct. 11 — Vineland Open. Pre-Registration suggested. Contact L. Thomason. (609)848-6472.

ARIZONA STATE SCHEDULE**Reid Park — Tucson**

Oct. 4 — Don Ehlburg Memorial. Entries close Sept. 24.

Nov. 1 — Reid Park Classic. Sanctioned. NHPA and State cards required. Entries close Oct. 23.

Nov. 29 — Tucson Open. Entries close Nov. 19.

Jan. 3 — Pima County Classic. Sanctioned NHPA and State cards required. Entries close Dec. 24.

Feb. 7 — Old Pueblo Special. Sanctioned. NHPA and State cards required. Entries close Jan. 28.


Mar. 28 — Association Presidents' Open. Entries close March 19.

April 11-12 — Arizona State tournament. Sanctioned. NHPA and State card required. Entries close April 1.

Mail entry fee of \$5.00 and entry to: M.H. Fenimore, 8152 East Haye St., Tucson, Arizona 85710. Ph: 602-296-5087. Please include card nos. (if sanctioned) and current ringer percentage.



THE ORIGINAL DROP-FORGED PITCHING SHOE



Two tournament tested models, forged from S.A.E. specified steel, are available. Both have hardened hooks and points, and may be ordered in your choice of medium, soft, or dead soft tempers.



AS THE FIRST MANUFACTURER OF THE DROP-FORGED PITCHING SHOE, THE OHIO HORSESHOE COMPANY IS RECOGNIZED WORLD-WIDE FOR ITS HIGH QUALITY PITCHING SHOES.

For price information and to order, contact:

OHIO HORSESHOE COMPANY

P.O. Box 21371
Columbus, Ohio 43221

614-457-4335