




the  
national horseshoe pitchers


# NEWS DIGEST



OCTOBER, 1985

*Official Publication of*  
**THE NATIONAL HORSESHOE PITCHER'S ASSOCIATION  
OF AMERICA**

Look  
for  
the new  
white  
shoes!



®

Advanced Design

# TOURNAMENT PITCHING HORSESHOES




Both backyard pitchers and pros catch and hold the stake better with DIAMOND's new advanced design "Tournament" Shoe. It features a grip positioner, hardened tips, an increased radius, a dead soft center, and a wider, deeper calk. Same drop-forged solid steel construction as DIAMOND's popular Double Ringer and Super Ringer Regulation Shoes. All American made.

Contact your nearest NHPA club or sporting goods store for DIAMOND pitching horseshoes.

For the latest pitching horseshoe catalog write:



**DIAMOND TOOL** and *Horseshoe Co.*

Subsidiary  The Triangle Corporation

P. O. BOX 6246. DULUTH, MINNESOTA 55806

"DIAMOND Pitching Horseshoes are Recognized as Official in Tournaments  
Sanctioned by the National Horseshoe Pitchers Association"



THE HORSESHOE PITCHER'S NEWS DIGEST is published on the 5th of each month at Aurora, Illinois, U.S.A. by the National Horseshoe Pitcher's Association of America. Editorial office, P.O. Box 1606, Aurora, Illinois 60507. Phone: 312-898-3974. Subscription rates—1st Class \$9.00; 3rd Class \$8.00 per year in advance. NHPA membership cards are available through each state secretary for \$7.00 plus any state association dues. Forms close on the 10th day of each month preceding date of issue. Advertising rates on request. F. Ellis Cobb, Editor.

#### NATIONAL OFFICERS

Dave Loucks, 368 Nevar Ct., Rancho Murieta, Ca. 95683	.....	President
Earl Winston, Rte 2, Lamonte, Mo. 65337 (816-563-3536)	.....	1st Vice-President
Barry Chapelle, 2716 S.E. 61st Ave., Portland, OR 97206 (503-775-7876)	.....	2nd Vice-President
Vincent Yannetti, 322 Longwood Ave., Bound Brook, N.J. 08805(201-356-3862)	.....	3rd Vice-President
Bonnie Seibold, 1043 Grayson Ave., Huntington, Ind. 46750 (219-356-3489)	.....	4th Vice-President
Gene VanSant, P.O. Box 270, Sun City, Ca. 92381	.....	5th Vice-President
Donnie Roberts, Box 810, Circleville, Oh. 43113(614-474-7727)	.....	Sec./Treas.
Claude White, Jr., 940 Knollwood Ct., Plainfield, NJ 07062 (201-753-2298)	.....	Chr. Reg. Dir.

Volume 29

October, 1985

No. 10

## FROM YOUR PRESIDENT — DAVE LOUCKS

Ainsworth, Nebraska, site of the 1986 World Tournament. Mark your calendars now as there has been a slight adjustment to the dates. The tournament start date has been moved up by 2 days and will now begin on Monday, July 21st.

During my return home from Lafayette, I stopped in Ainsworth to review the facilities and discuss plans with Eastern Neb. President, Al Hodge. We were also joined by Larry Rice and Jean Bramer from the Ainsworth Chamber of Commerce. While Ainsworth is a relatively small community, they are taking the 1986 W.T. in a big way. The entire community is behind the effort and many businesses are making some sort of contribution to ensure its success.

A big turnout is expected. The 24 court layout is situated in a nice park within walking distance to a few motels and restaurants. Unfortunately, motel rooms in Ainsworth are limited. There are several in nearby towns and the host committee will have a list of rooms in private homes that will be made available to rent. Without a doubt however, the most convenient place to stay will be within the park itself. Surrounding the courts is the large grass covered park, home to the annual Ainsworth Music Festival. The park will hold 300-400 RV's, trailers and/or tent campers. So, unless you reserve your motel early, your best bet as a late arrival may be to bring your own campers.

**KEVIN CONE — NEW NHPA STATISTICIAN.** I'm very happy to announce that Kevin has agreed to take on the responsibilities of my former position, NHPA Statistician & Historian.

Kevin, who many of you know, is a young World Class pitcher, having placed 5th in the championship class in Lafayette and 4th in 1984 at Huntsville. Kevin grew up and attended high school in Storm Lake, Iowa. He went on to the University of Northern Iowa where he met the girl that just a year ago, became his wife. Kevin, now 23, and Cindy, a high school teacher, live in Alta which is just a few miles from Storm Lake. Kevin is a full time seed corn farmer and a part time professional auctioneer.

## DAVE'S COURT REPORT

LAS VEGAS, site of the 3rd Annual Horseshoe Pitchers Extravaganza hosted by the Hacienda Resort Hotel & Casino. This tournament, next to the World Championship, may be the most important sanctioned by the NHPA. It offers more prize money per entrant than any other tournament in the country. This year, with a new format, \$20,000 in cash prizes will be awarded IF entrants reach 300. One out of every two entrants will receive a cash prize of at least \$50.00. Every class of 24 will have \$1600.00 in prize money. This tournament offers the lower and middle class pitchers, both men & women, the same chance to win the money as is offered to the top percentage pitchers. That, my friends, is the whole intent this year. To make the Las Vegas tournament as attractive as possible to all classes of pitchers within the NHPA.

The Hacienda Hotel and the tireless worker behind this event, Don Weaver, are doing their utmost to bring our sport more recognition and set the stage for perhaps, even bigger things. Scheduled to review the tournament this year is a national promoter who has expressed interest in doing something on a large scale for our sport. It is therefore important that we, the NHPA members, show our support by making the Las Vegas Tournament a well attended event.

We have all heard the standard complaints about our sport; that there is not enough money, no chance for the lower percentage pitchers to cash, pitching in poor weather conditions and on and on. Well, in Las Vegas, you will pitch indoors in a comfortable environment. Some big dollar prizes are being offered and all classes have an equal chance to cash. Do something for your sport as well as yourself. ENTER THE LAS VEGAS TOURNAMENT — TODAY! The tournament dates are November 3rd thru 7th. Call Don Weaver, toll free (800) 634-6655 if you have any questions.

## THIRD ANNUAL HACIENDA HORSESHOE PITCHING EXTRAVAGANZA — LAS VEGAS, NV — NOV. 3-7 — SANC. 85-503

By DON WEAVER

Plan now to attend the Third Annual Horseshoe Pitchers Extravaganza, November 3-7, 1985 at the Hacienda Resort Hotel & Casino, Las Vegas, Nevada.

Members of the committee and myself met for several hours prior to the finalization of this year's tournament. Although we realize it is impossible to please all of the folks involved in our great sport, we certainly hope we will please a majority. Please look over the flyer carefully as there are many exciting sidelines—door prizes at the cocktail party, for instance. We have over 60 prizes so far—horseshoes, horseshoe courts, jewelry, gift certificates for clothing, floor shows, dinners and on and on. We have Good Sports awards, Best Dressed awards, and, for the sake of T.V., Best Painted Horseshoes award. We feel all of these will enhance the tournament and also be of benefit to our ever-growing sport.

Deadline for entering the tournament is 5:00 p.m. on November 3, 1985; however, we cannot guarantee you a room at that late date, so please enter and reserve your rooms early. If you have not received one of our beautiful flyers, or if you have any questions, please call me, toll-free, 1-800-634-6655.

### RINGER REVIEW

by Kevin Cone

As the new N.H.P.A. Statistician and Historian, I will have an article each month passing on some interesting statistics and past history of our great sport. That's right, Horseshoe is a sport and let's hope someday we will be able to see our highly talented athletes being financially rewarded as in other sports. Each month I will give a "trivia question" for you to think about. For example, who is the only person to ever win the world title pitching two different turns? Debby Michaud. She won the world title in 1977 with a flip, this year she won it with the 1 1/4 turn. What a show the women put on! Debby's low game was 79.4%, her high was 91.3%. Unbelievable considering she has only been pitching the 1 1/4 since September of '84!

Alan Francis won his 4th straight Jr. Boys title with an outstanding 88.8%. The 2nd highest average ever pitched by a world champion. In 1972 Walter Ray Williams, Jr. won the Jr. title with an 89.2%. But that's not the highest average ever pitched in World Tournament play. Who has the highest average ever pitched in World Tournament play (all divisions are included)? Think about it! Answer and story in next month's Digest.

### TO ALL VOLUNTEER HELP AT 1985 W.T. AT LAFAYETTE

By VINCENT YANNETTI, 3RD V.P.

I would like to personally thank all of you for the excellent help you provided in assisting the regular help at the recent World Tournament held in Lafayette, Indiana. Without this help, the regular workers would not have made it. Your help was greatly appreciated. It was gratifying to see how many people volunteered and performed numerous services very well.

### BEG YOUR PARDON

In the August issue a typographical error was noted in the headline of the story submitted by Stewart Snyder relating to Sharon Paddock of California in that the word "Pictures" was in the heading instead of the word "Pitchers." Your editor regrets the oversight in checking the proofs before printing.

### NHPA SECRETARY-TREASURER REPORT OF JULY, 1985

#### July 1985 Receipts:

World Banquet Ticket Sales	\$ 405.00
World Bid Money	1500.00
World Game Related Sales	14614.86
1986 World Bid Money	2500.00
News Digest	1035.00
NHPA Memberships	3664.45
League Program	2374.10
World Entry Fees	25.00
Total July Receipts	\$39618.41

#### July 1985 Expenditures:

1985 World Tourney Patches	\$1 1094.31
Perfect Game Patches	196.48
World Entry Refunds	35.00
World Supplies	1503.87
Printing & Supplies	1059.76
Officer Travel	122.43
League Program	535.42
Postage	535.42
Trademark	1.67
League Refunds	116.00
Telephone	68.07
Total July Expenditures	\$ 4790.34

These figures do not reflect the books of the NHPA Sec.-Treas. and do not show the books of other NHPA persons who handle NHPA funds.

# DEADEYE HORSESHOES

## NOW IN

### FOUR MODELS

CLYDESDALES NOW IN LIGHTER WEIGHTS

	Price Per Pr.—Up to 12 Pairs	Price Per Pr.—12 Prs. & Over
CLYDESDALES 2# 10 oz., 2# 9 oz., 2# 8 oz., & 2# 7 oz.	\$27.00/Pr.	\$20.00/Pr.
N.T. 2# 10, 9, 8, 7 oz.	\$27.00/Pr.	\$20.00/Pr.
REGULAR 2# 9, 8, 7, 6	\$27.00/Pr.	\$20.00/Pr.
E-Z GRIP 2# 10, 9, 8, 7 & 6 oz.	\$32.00/Pr.	\$25.00/Pr.

*Prices on all "DEADEYES" f.o.b. point of shipment.  
Missouri residents add 4-5/8% sales tax and California  
residents add on 6% tax.*

All "DEADEYES" are dead soft (curved only).

All "DEADEYES" are guaranteed against breakage for 2 years.

All "DEADEYES" guaranteed for 2 years from date  
of purchase (NOT RE-PLACEMENT DATE)

Contact (Bill Courtwright ONLY) for special prices on  
rejects and returned shoes (NO GUARANTEE)

DEADEYE Caps Available — \$5.00 postpaid

W. Courtwright  
P.O. Box 742  
Fenton, MO 63026  
Phone: (314) 376-5222 (8-5)  
(314) 677-2200  
(314) 842-5188


Carl Steinfeldt  
44 Ridgecrest Road  
Rochester, NY 14626 (summer)  
Phone: (716) 225-4191

Walter Ray Williams, Jr.  
P.O. Box D-361  
China, CA 91708  
Phone: (714) 628-6053

Carl Steinfeldt  
407 Shady Lane Mobil Park  
15400 Roosevelt Blvd.  
Clearwater, FL 33520  
(winter address)  
Phone: (813) 535-3136

ORDER DIRECT or from NHPA REPRESENTATIVE

## BACK BY POPULAR DEMAND THE LEE "BRONZE" HORSESHOE



Cast of a new, modern  
metal alloy that is

"deader" than dead soft,  
yet tough as steel.

Batters No Quicker  
Than Dead Soft Steel

Requires Little  
or No Filing

Does Not Rust

**PRICE - \$26.00 PER PAIR PLUS POSTAGE**  
**LEE HORSESHOE COMPANY**

2631 Middletown - Eaton Rd. • Middletown, OH 45042  
(513) 422-5695

### CEDAR LAKE, MINN. CLUB CONCLUDES 1ST TOURNAMENT

**CLASS A** — Lloyd Henrikson, Coon Rapids, 5-0-60.0; Hjalmer Johnson, Menahga, 3-2-58.0; Joyce tangland, Deer River, 3-2-57.6; Brooks Henrikson, Coon Rapids, 2-3-53.2; Gerald Stangland, Deer River, 1-4-50.8; Wilfred Korpela, Squaw Lake, 1-4-48.8.

**CLASS B** — James La Plant, Grand Rapids, 5-0-43.0; Lloyd Peterson, Bigfork, 4-1-45.5; Hubert Larson, Northome, 3-2-47.0; Harry Benson, Hibbing, 2-3-39.5; Jean Stack, Cohasset, 1-4-43.5; Rusty Henrikson, Ham Lake, 0-5.

**CLASS C** — Mike Dowling, Spring Lake, 5-0-54.8; Elsie Erickson, Deer River, 3-2-49.2; Selmer Lind, Chisholm, 3-2-45.2; Dan Dowling, Spring Lake, 3-2-38.8; Eddie Erickson, Deer River, 1-4-29.2; Wayne Stangland, Deer River, 0-5-24.4.

**CLASS D** — Fred Dowling, Deer River, 4-1-34.4; Robin Shears, Spring Lake, 4-1-32.8; Virgil Anderson, Chisholm, 4-1-32.0; Jerry Reed, Deer River, 2-3-34.0; Don Stangland, Duluth, 1-4-20.4; Kenny Washington, Squaw Lake, 0-5-20.4.

**CLASS E** — Wendell Stack, Cohasset, 5-0-41.2; Harold Weismann, Richmond, 3-2-33.2; Steven Johnson, Menahga, 3-2-24.0; Ted Dowling, Spring Lake, 2-3-29.2; Steven Shears, Duluth, 1-4-20.0; Glen Weismann, Cold Spring, 1-4-17.6.

**CLASS F** — Joe Stack, Cohasset, 5-0-26.4; Tom Stack, Cohasset, 4-1-24.8; Matt Stangland, Deer River, 3-2-24.4; Virgil Emerson, Deer River, 2-3-19.2; Barb Reed, Deer River, 1-4-16.0; Kelly Shears, Spring Lake, 0-5-15.6.

**CLASS G** — Marla Hupe, Grand Rapids, 5-0-9.2; Vivian Dowling, Spring Lake, 4-1-12.0; Pat Carlson, Deer River, 3-2-7.6; Sean Hupe, Grand Rapids, 1-4-6.0; Leona Stangland, Deer River, 1-4-5.6; Shirley Shears, Spring Lake, 1-4-4.8.

### NORTHERN CALIF. TOURNAMENT ACTIVITY

**MANITONE WINS LATINO OPEN, SACRAMENTO — GROUP I** — Pete Manitone, 6-1-63.4; Dave Loucks, 5-2-67.1; Monty Latino, 5-2-59.1; Holland Payne, 4-3-53.4; Mate McBride, 4-3-47.7; Pat Molinaro, 2-5-51.7; Jack Sorg, 2-5-49.4; Walt Foreman, 0-7-52.0.

**NORTHERN CALIF. — (Continued)**

**GROUP II** — Steve Kynard, 6-1-51.4; Bill Hines, 5-2-47.1; Newt Graves, 5-2-46.0; Tom Keys, 4-3-48.0; Mike Martinez, 4-3-41.4; Glen Kelly, 2-5-42.3; Harold Holbrook, 2-5-38.0; Ray Bright, 0-7-32.9.

**GROUP III** — Ralph Morrison, 5-1-36.0; Ceres Perry, 4-2-28.7; Leo Wanner, 3-2-22.8; Mel Long, Sr., 2-3-32.8; Chick White, 2-3-28.8; Lee Thornhill, 0-5-19.2.

**GROUP IV** — Laurell Fisher, 5-0-21.6; Lee Henninger, 4-1-22.8; Mike Halbrook, 3-2-16.8; Victor Nicoli, 2-3-16.8; Hank Caldwell, 1-4-9.2; Jesse Pene, 0-5-9.2.

**SANDY HARDY WINS YOLO B OPEN, DAVIS, CA — GROUP I** — Sandy Hardy, 6-1-54.0; Emmett Schroeder, 5-2-50.0; Chuck Seal, 4-3-49.4; Pat Molinaro, 4-3-49.1; Holland Payne, 4-3-43.4; Vern Gosney, 3-4-47.1; May Vice, 1-6-47.7; Joe Colt, 0-7-37.4.

**GROUP II** — Steve Kynard, 7-2-46.6; Leonard Rood, 5-2-46.7; Glen Kelly, 5-3-37.0; Mike Martinez, 3-4-38.6; Lee Van Dalsen, 3-4-37.4; Lee Oliver, 3-4-37.4; Roy Deffner, 3-4-31.7; Don Muenchow, 1-6-28.3.

**GROUP III** — Ottis Hubbard, 7-2-38.2; Don Purdum, 5-3-35.0; Jim Long, 5-3-32.2; Gerry Saunders, 4-3-39.7; Bill Dize, 4-3-38.5; John Kincheloe, 3-4-38.2; Gary Dillon, 1-6-31.1; Bob Green, 1-6-23.6.

**GROUP IV** — Ben Yost, 7-1-36.8; Liegh Graves, 6-2-32.0; Larry Stanridge, 5-2-32.3; Ralph Morrison, 3-4-26.3; Gerald Russell, 3-4-23.0; Geres Perry, 2-5-27.4; Bob Fread, 2-5-20.9; George Barth, 1-6-16.3.

**GROUP V** — Lee Hardy, 7-0-24.6; Bob Bendorf, 6-1-26.3; Marco McCully, 5-2-23.1; Glen Rains, 4-3-25.4; Bob Alling, 2-5-15.7; Mel Saucry, 2-5-13.1; Ernie Kim, 2-5-11.4; Elmer Wilson, 0-7-8.6.

**WOMEN** — Karen Alling, 3-0-40.0; Gail Cook, 0-3-23.3.

**BOYS** — Chris Stewart, 3-1-21.0; Travis Seal, 1-3-15.0.

**NHPA Promotion Committee**

By SOL BERMAN

The June issue of The Horseshoe Pitchers News Digest carried an article that listed our failures, opportunities that we failed to take advantage of and an opportunity that we failed to follow thru on.

The following are additions to that list. St. Pierre Mfg. Co. produced a Budweiser horseshoe, also a twelve page Budweiser brochure of official rules, horseshoe information and an ad for Budweiser shoes, label caps, and Budweiser horseshoe T-shirts. The promotion lasted only a very short time.

My publicity and promotion committee produced a brochure with St. Pierre Mfg. Co. for about a year. Brochures contained rules and information about the NHPA and horseshoes. They were inserted in every horseshoe box sold by St. Pierre Mfg. Co. We tried to get other horseshoe manufacturers to insert brochures into their boxes.

The committee started the position called the information office. Data, photos, etc. on the top pitchers was collected. The brochures in the St. Pierre Mfg. Co.'s horseshoe boxes resulted in many requests for information.

The committee also produced a Directory of Courts and Clubs. Many states failed to send in information on their state. The NHPA failed to update the directory and the project failed.

The Athletic Institute in N. Palm Beach, Florida sponsors the National Youth Sports directors Conference each year. We attended the meetings for several years hoping to upgrade our youth program. During the past 3-4 years we haven't had a representative.

We joined the Woman's Sports Foundation about 5-6 years ago. Our president has tried to keep our women active in the organization.

The National AAU horseshoe committee run a National Championship each year. It's run in conjunction with one of our state associations. I tried to get the AAU to admit our Junior program into their Sears AAU Junior Olympic program.

Texas started a country club type of horseshoe set-up about 8-9 years ago. Many of us purchased stock in the Whispering Oaks Club. It died due to lack of support.

Richard Preimsberger of Van Nuys, Calif., a TV producer, and Walter R. Williams, Sr. started to put together a TV program. It was to be thirteen, half-hour programs. I was invited to join the venture. Five years have passed and we're still unable to find a sponsor.

**Walter Ray Williams, Jr.** Professional Bowling Assoc. Tour. As of July 1, 1985 the standings for 1985 are: Money Leaders: 1) Mike Aulby \$133,070; 16th) W.R. Williams, Jr. \$40,010.


**1985 Average Leaders** — 1) M. Holman 213.96; 8) W. Williams 211.59. Most Match-play appearances this year 1) Pete Weber 11; 6) W.R. Williams 9.

**Best Cashing % of '85** — 1) David Ozio 15-17; 4) Walter R. Williams 14-17.

**HORSESHOES IN THE NEWS**

New York Times — Monday, July 22, 1985. Front page picture of Carol Bellamy campaigning for mayor in Central Park. Picture of Herman Farrell Jr. courted voters at 155th St. & Riverside Drive. Picture of Mayor Koch pitching horseshoes on Staten Island.

Since 1931

**GORDON***"Spin-On"*

— 3 TEMPERS —

Medium With Hardened Calks  
Dead Soft                      Hard

Southern California Representative

**JERRY SCHNEIDER**

3144 W. Paso Robles Drive

ANAHEIM, CALIFORNIA 92804

714-826-0684

APPROVED BY NHPA

OFFICIAL STAKES ALSO AVAILABLE

**THE QUEEN CITY FORGING CO.**

233 TENNYSON STREET

CINCINNATI, OHIO 45226

**SOUTHERN CALIF. ASSOCIATION TOURNAMENTS**

**RAY GATEWOOD B OPEN — SANC. 85-144 — B-1 —** Pat Silva, Santa Barbara, 7-0-57.2; Ed Arionus, Westminster, 6-1-54.4; Ray Silva, Santa Barbara, 4-3-37.5; Barbara Dow, Capistrano, 3-4-51.6; Bruce Stuart, Torance, 3-4-47.7; Earl Kerr, Laguna Hills, 3-4-41.9; Jack Holloway, Thousand Oaks, 2-5-37.5; Jim Buck, Lakewood, 0-7-34.6.

**B-2 —** Fred Craven, Bellflower, 6-0-44.7; Ken Lamb, Norwalk, 4-2-42.0; Jim Sutherland, Lakewood, 3-3-41.5; Hank Kane, Norwalk, 3-3-35.9; Jeff Weaver, Santa Barbara, 3-3-32.8; Paul Hays, South Gate, 2-4-33.4; Chuck Willis, Burbank, 0-6-25.8.

**B-3 —** Jack Schoonover, Orange, 4-2-19.7; Smokey Anderson, Burbank, 4-2-20.7; Karen Rowbury, Santa Barbara, 4-2-15.3; Wally Shipley, Newport Beach, 4-2-24.7; Harold Redding, Burbank, 3-3-19.7; David Wheelis, Monrovia, 2-4-11.0; Kee Blackrock, Maywood, 0-6-14.0.

**B-4 —** Robert Kernes, Sr., Norwalk, 5-1-11.0; Emily Weeks, Norwalk, 4-2-9.3; Robert Kernes, Jr., Norwalk, 3-3-9.7; Shirley Nash, Arcadia, 3-3-7.7; Willard Harper, Bell Gardens, 2-4-7.0; Sally Shipley, Newport Beach, 2-4-10.7; Fred Manly, Norwalk, 2-4-4.8.

**MULE DAYS OPEN — SANC. 85-506 — GROUP A —** Jim Eozzo, Los Angeles, 5-1-56.5; Norm Cone, Huntington Beach, 5-1-47.8; Bill Cork, Shoshone, 5-1-49.7; Allen Steele, Mammoth Lake, 3-3-38.8; Tom McQueen, Bishop, 2-4-46.7; Glen Riley, Pig Pines, 1-5-44.0; Bill Yeager, Bishop, 0-6-41.2.

**GROUP B —** Ivan Davis, Bishop, 4-2-35.0; Mick Everhart, Bishop, 4-2-36.8; Joe Wilkerson, Bishop, 4-2-33.7; Bert Gehrt, Bishop, 3-3-31.2; Bob Sams, Bishop, 2-4-33.3; Bob Kittle, Mammoth Lake, 2-4-28.8; Mike Story, Bishop, 2-4-26.9.

**GROUP C —** Cathy Hubbard, Bishop, 4-1-31.0; Terry Mundy, Barstow, 4-1-31.0; Steve Everhart, Fontana, 3-2-26.5; True Everhart, Bishop, 2-3-27.8; Betty McQueen, Bishop, 1-4-19.7; Jerome LaFrombois, Bishop, 1-4-19.0.

**GROUP D —** Carol Anderson, Bishop, 5-0-27.3; Bill Perry, Bishop, 3-2-25.5; Ken Griffin, No. Hollywood, 2-3-17.8; Gifford Turner, Bishop, 2-3-14.3; Gary Emerick, Bishop, 2-3-13.7; Steve Oglesby, Bishop, 1-4-12.8.



**SOUTHERN CALIF. — (Continued)**

**GROUP E** — Dave Davis, Bishop, 5-1-31.4; John Fechner, Fresno, 5-1-19.2; Steve McQueen, Bishop, 4-2-22.8; Cyril Worth, Bishop, 3-3-18.9; Ernie Hayes, Chula Vista, 2-4-14.6; John Engle, Bishop, 2-4-9.6; Gary Moore, Bishop, 0-6-6.8.

**GROUP F** — Sallie Cline, Bishop, 6-0-18.1; Jerry Swift, Bishop, 5-1-11.7; Steve Gehrt, Bishop, 4-2-12.5; Jim Bolenbaugh, Bishop, 2-4-12.8; Wilma LaFrombois, Bishop, 2-4-7.6; Rita Eozzo, Los Angeles, 0-6-3.7.

**GROUP G** — Genevieve Cone, Huntington B., 4-0-5.7; Vicky Ogesby, Bishop, 3-1-9.0; Chuck Lippoldt, Bishop, 3-2-9.4; Sandra Hernandez, Bishop, 1-3-2.6; Gayle Oglesby, Bishop, 0-4-2.6.

## **HAZEL FLESHMAN TOPS EASTERN SHORES OPEN AT SALISBURY, MARYLAND — SANCTION 85-567**

**CLASS A** — Hazel Fleshman, Md., 6-1-51.9; Henry Markland, Del., 5-2-56.8; Dick Dart, Pa., 4-3-51.1; John Shaw, Va., 4-3-44.2; Philip Fleshman, Md., 4-3-43.2; John Thomas, N.J., 2-5-42.0; Larry Thompson, N.J., 2-5-33.9; Steve Fleshman, Md., 1-6-37.7.

**CLASS B** — Jack Blades, Md., 6-0-46.0; Elmer Martella, Va., 5-1-39.3; Don Gregory, Md., Tie, 3-3-30.28; Al Melson, Md., Tie, 3-3-28.3; Ken Holden, Md., 2-4-32.8; David Mosler, Md., 2-4-28.7; Willard Sammons, Del., 0-6-23.7.

**CLASS C** — AL Adkins, Md., 4-1-37.4; Gary LeCompte, Md., 3-2-31.0; Bill Taylor, Md., 3-2-20.9; Jerry Hoy, Pa., 2-3-32.0; Louis Walls, Md., 2-3-29.0; Gary Rust, Del., 1-4-29.9.

**CLASS D** — Harold Harget, Del., 5-1-38.2; Bill Dotson, Md., 4-2-25.3; Charles Cherrix, Sr., Md., 3-2-26.1; Melissa Elias, Md., 2-3-18.5; David Sellers, Md., 1-4-22.0; Vernon Bailey, Md., 1-4-20.4.

**CLASS E** — Mike Lister, Md., 4-0-23.4; Tom Mowbray, MD., 3-1-16.7; Charles Cherrix, Jr., Md., 2-2-15.4; Ed Rodgers, Md., 1-3-7.3; Ed Pepper, Del., 0-4-4.9.

In the doubles competition the duo of Jerry Hoy and Missy Elias was undefeated to win the Class A division. The the Class B section Al Melson and Teppy Lester won out with a 5 and 4 record.

## **SHILOH, PA. OPEN TITLE WON BY BURRIS — SANC. 85-353**

Glen Burris, Pa., state champion had a 5-2-71.6 record to win the 11th annual Shiloh Open hosted by the Shiloh Club. Many class play-offs determined the winners. Ray Bechtel was the tournament director. Kim Johnson won the Ladies championship with a clean slate of 5-0-35.5.

**CLASS A** — Glenn Burris, 5-2-71.6; Dan Beshore, 5-2-62.9; Glenn Rubendall, 5-2-69.2; Glenn Brown, 4-3-60.7; Chuck Eyley, 4-3-57.8; Dean McCurdy, 3-4-54.5; Ray Bechtel, 1-6-49.7; Jim Sibley, 1-6-46.8.

**CLASS B** — Pete McCollum, 5-0-52.7; Al Sweeney, 4-1-45.5; Jack Swyers, 3-2-49.3; Earl Lartz, 2-3-40.3; Ed Bowersox, 1-4-41.3; Dick Ruff, 0-5-22.2.

**CLASS C** — Jack Griffith, 4-1-43.8; Dick Wilson, 4-1-50.3; Dale Carson, 3-2-36.6; Gene Durham, 2-3-43.6; Al Long, 2-3-38.3; Mark Clippinger, 0-5-28.3.

**CLASS D** — Sherwood Frankhouser, 3-2-44.7; Bill Bruaw, 3-2-49.6; Robert Gable, 3-2-48.6; Guy Esh, 3-2-43.5; Wayne McCloskey, 2-3-38.7; Joe Belcavitch, 1-4-33.7.

**CLASS E** — Don Dietz, 5-0-47.7; John Baugher, 4-1-38.6; Darle Esh, 2-3-45.1; John Zimmerman, 2-3-34.8; Wayne Neilsen, 1-4-37.8; Roy Teets, 1-4-37.3.

**CLASS F** — Joe Medvidovich, 4-1-42.6; Earl Brown, 4-1-40.5; Mike Spangler, 2-3-36.2; Chet Owens, 2-3-34.2; Bob Heffner, 2-3-31.7; Frank Bechtel, 1-4-29.6.

**CLASS G** — Don Wagner, 4-1-37.8; Rich Hoover, 4-1-34.2; David Blouch, 4-1-35.6; Glenn Eppley, 2-3-26.8; Lawrence Triplett, 1-4-23.6; Ira Stine, 0-5-20.7.

**CLASS H** — Ivan Horton, 3-2-24.3; Don Diehl, 3-2-25.3; Daryl Eberly, 3-2-29.5; Henry Pigg, 3-2-24.7; Mush Zimmerman, 2-3-23.4; Ned Kinard, 1-4-22.9.

**CLASS I** — Gerard Harris, 4-1-23.2; Gil Pritchett, 3-2-29.3; Dennis Lloyd, 3-2-24.4; Harold Becker, 3-2-19.6; Rich Arnold, 2-3-22.2; Joe Shughart, 0-5-20.4.

**LADIES** — Kim Johnson, 5-0-35.5; Elinor Pritchett, 4-1-31.9; Gail Neilsen, 2-3-19.3; Jean Long, 2-3-19; Lois Neilsen, 2-3-14.1; Betty Grskavitz, 0-5-3.5.

**FULLER TOP S.C. PICK NICK EVENT OPEN — SANC. 85-168**

**CLASS A** — J.B. Fuller, N.C., 5-0-74.5; A.J. Nave, S.C., 4-1-62.6; W.E. Stephens, S.C., 3-2-62.2; Ted Whitlock, Ga., 3-2-55.0; J.E. Brooks, Ga., 0-5-43.3.

**CLASS B** — David Solesbee, S.C., 7-0-45.4; Jimmie Broome, S.C., 6-1-45.4; Steve Kelley, S.C., 4-3-35.2; Norman Kelley, S.C., 4-3-34.8; Jim Woods, Ga., 3-4-31.1; Roy Whitlock, Ga., 3-4-25.6; Steve Whited, S.C., 1-6-3.3; Randy Dunsen, S.C., 0-7-20.2.

**VT. PRE-STATE TOURN.—MIDDLEBURY, VT. SANC. 85-594**

**CLASS A** — Kevin Hollister, 6-1-69.0; Liz Downer, 6-1-56.9; Dick Greene, 5-2-62.6; Debra Brown, 3-4-55.9; Bob Dean, 3-4-48.6; Ken Downer, 3-4-46.0; Jean Bean, 2-5-49.7; Bev Forgues, 0-7-38.2.

**CLASS B** — Connie Selleck, 6-1-37.1; Reid Brewster, 5-2-43.1; Roger Baillargeon, 5-2-38.2; Ray Benson, 4-3-31.1; Don Choiniere, 3-4-33.7; Walter Weber, 3-4-32.7; Mickey Bedard, 1-6-24.6; Bob Gordon, 1-6-24.4.


**CLASS C** — Phil Sumner, 6-1-28.6; Mike White, 4-3-25.7; Gibb Greene, 4-3-21.7; Harold Wrisley, 4-3-21.0; Roger Forgues, 4-3-19.8; John Coffey, 3-4-27.4; Ray Gomez, Sr., 2-5-18.9; Glen Norris, 1-6-18.9.

**CLASS D** — Mike Brown, 6-1-23.4; Mark Pouliot, 6-1-17.9; Gary Lipka, 6-1-14.0; Charlie Newton, 3-4-16.5; Peter Glennon, 3-4-15.3; Jeanette Bedard, 2-5-12.4; Ray Gomez, Jr., 1-6-13.3; Marty Rawson, 1-6-10.8.

**CLASS E** — Paul Pouliot, 6-0-17.7; Dick Bedell, Sr., 3-3-13.7; Steve Germain, 3-3-10.1; Jim Crawford, 0-6-8.3.

**CLASS F** — Myron Selleck, 3-1-10.5; Irv Stiefel, 3-1-5.0; Ron Shackett, Sr., 2-2-8.0; Willie Francis, 2-2-5.5; Bob Euber, 0-4-3.0.

**JR. CLASS WHDCP.** — Dana Bedard, 5-1-16.6; Travis White, 3-3-4.9; Billy Glennon, 1-5-2.9.

**TED ALLEN HORSESHOES**

An original professional shoe. Still the very best professional shoe — Designed by a Champion — Used by many Champions — Not all users will become champions, but by throwing ALLEN's, you know that you've performed your best.

The designed features were invented by TED ALLEN, a 10 time world champion. He has made world records over and over with them. The design was a leader. After years it came to be a trend as a guideline in shoe equipment.

You can't go wrong in using them.

1045 LINDEN AVENUE

BOULDER, COLORADO 80302

## ORE. CITY, ORE. OPEN WON BY WIEDRICH — CASSANOVA LADIES CHAMPION — SANC. 85-326

**CLASS A** — Ben Wiedrich, 5-0-76.3; Lowell Davis, 3-2-70.9; Barry Chapelle, 3-2-69.7; Henry Knauft, 3-2-68.5; Ridge Leggett, 1-4-71.1; Dean Curry, 0-5-62.4.

**CLASS B** — Ron Ferguson, 5-1-52.9; Bill Graham, 4-2-51.8; Jerry Staley, 3-2-62.3; John Garcia, 2-3-49.7; Jerry Gorton, 2-3-48.4; Lee Wallace, 0-5-41.7.

**CLASS C** — Pete Zumaran, 7-1-51.1; Loy Brown, 6-2-46.8; Roger Christianson, 4-3-42.8; Howard Abbott, 4-3-46.7; Len Christensen, 4-3-39.7; Larry Flanary, 2-5-42.4; Jim Kosterman, 2-5-29.8; Esthel Benner, 0-7-37.9.

**CLASS D** — Chuck Ricketts, 5-0-53.1; Tom Schram, 4-1-48.2; Vic Hyder, 3-2-38.4; Rick Rebman, 2-3-35.6; Bob Beesley, 1-4-36.8; Marvin Tatchio, 0-5-39.3.

**CLASS E** — Oren McMillan, 6-2-43.9; DuWayne Wiedrich, 5-3-42.9; Ken Leatherman, 4-3-40.7; Noel Ness, 4-3-37.7; Jack Salter, 4-3-32.8; Vern Wantless, 3-4-34.5; Buck Davis, 2-5-36.9; Bill Dolan, 1-6-21.4.

**CLASS F** — Kyle Dixon, 7-0-44.3; Willard Hufschmid, 4-3-38.5; Floyd Flemmer, 3-4-36.3; Barney Root, 3-4-41.1; Art Norlin, 3-4-36.1; Lloyd Kilgore, 3-4-34.2; Dick Evans, 3-4-32.8; Lloyd Likens, 2-5-37.2.

**CLASS G** — Marvin Berg, 7-0-34.7; Don Sneathen, 4-3-30.1; R.E. Click, 4-3-23.8; George Kaufer, 4-3-28.4; Clarence Wood, 4-3-24.0; Dick Helm, 2-5-23.4; Larry Rickert, 2-5-17.9; Bud LeDoux, 1-6-12.7.

**CLASS H** — Dave Sturdevant, 6-0-36.0; Art Taylor, 5-1-27.3; Bob Bushnell, 4-2-20.2; Glenn Chaput, 3-3-13.2; Mike Easton, 2-4-16.4; Frank Dvorshak, 1-5-16.7; Gary Essig, 0-6-7.6.

**WOMEN CLASS A** — Jenny Cassanova, 8-1-42.6; Phyllis Centell, 7-2-34.3; Sandy Bartel, 5-3-32.5; Virginia Bushnell, 4-4-23.2.

**WOMEN CLASS B** — Donna Graham, 6-2-32.9; Carolyn Ferguson, 3-5-23.1; Alice Garcia, 3-5-23.2; Kathy Taylor, 1-7-10.9; Catherine Berry, 0-8-9.2.

## KANSAS JAVA OPEN WON BY D. ERBE — SANC. 85-625

**CLASS B** — Harold Gray, Ks., 6-1-34.0; Monte Erbe, Ks., 5-2-34.5; Linda Ribbing, Ks., 5-2-30.4; Jim Gray, Ks., 4-3-35.8; Richard Potter, Ks., 4-3-32.1; Paul Sturges, Ks., 2-5-29.6; Melvin Patterson, Ks., 2-5-26.7; Steve Sanders, Ks., 0-7-7.4.

**CLASS C** — Charley Gann, Ks., 4-1-31.1; Bud Allison, Ks., 4-1-27.5; Tic Johnston, Okla., 3-2-27.3; Greg Dixon, Ks., 3-2-26.3; Ron Allison, Ks., 1-4-23.0; Vic Locke, Ks., 0-5-17.9.

**CLASS D** — Harold Mann, Ks., 4-1-18.0; Loren Coffey, Ks., 4-1-27.0; Chad Allison, Ks., 3-2-17.2; Jim Wintjen, Ks., 3-2-15.1; Andy Ribbing, Ks., 1-4-20.0; Lonnie Mann, Ks., 0-5-16.0.

## JACK BRUNY ON TOP IN PA. LEE WEIGLE SPECIAL

**CLASS A** — Jack Bruny, 6-1-48.4; Ed Dennison, 5-2-57.3; Francis E. White, 5-2-50.3; Ed Horneman, 4-3-50.6; Joe Paganelli, 3-4-47.3; Charles Schech, 2-5-43.5; Blair Weigle, 2-5-40.8; Dick James, 1-6-40.5.

**CLASS B** — Henry Hansen, 6-1-43.1; Blair Weigle, 5-2-41.3; Ron Bunyak, 4-3-46.0; Bob Lapping, 4-3-44.1; Mike Stehnach, 4-3-39.9; Wayne Wood, 3-4-35.7; Clark Carnahan, 2-5-39.6; Bud Kerns, 0-7-31.0.

**CLASS C** — Glen Dennison, 6-1-40.4; George Bercini, 6-1-37.0; John Tedrow, 5-2-39.7; Andy Fecik, 3-4-32.0; Jim Krouse, 3-4-31.1; Mary Stute, 3-4-23.9; George Zayac, Sr., 2-5-23.5; Taylor Carnahan, 0-7-20.4.

**CLASS D** — Augie Landsberger, 6-0-48.1; Don Carnahan, 5-1-35.2; Le Zeh, 3-3-31.1; Mike Hanik, 3-3-29.0; Glenn Carnahan, 2-4-30.4; Bob Jeffries, 2-4-25.1; Paul Decker, 0-6-0.4.

**CLASS E** — Bert Rollins, 5-0-28.4; Thomas Hamacek, 4-1-29.2; Eugene Forish, 3-2-31.4; Gary Dambaugh, 2-3-18.5; Eugene Retailic, 1-4-15.2; Ray Ross, 0-5-11.6.

**CLASS F** — Kevin Edwards, 4-1-17.0; Ken Turnbull, 4-1-16.1; George Blehi, 4-1-16.4; Scott Wood, 2-3-14.0; Ray Ross, 1-4-9.6; Bob Stover, 0-5-9.1.

**WOMEN** — Dot Carnahan, 5-0-40.3; Marty Wood, 4-1-29.5; Sandy Carnahan, 3-2-34.8; Rita Tedrow, 2-3-9.2; Jean Reeler, 1-4-20.4; Sheila Dambaugh, 0-5-7.2.

## DON WARD SWEEPS TENN. TOURNAMENT OF CHAMPIONS HENSON, LADIES; FRIZELL, JRS. SANC. 85-340

Don Ward of Morristown, Tenn. swept through the annual Tenn. Tournament of Champions held at Cleveland, Tenn. He posted a record of 5-0-76.0. J.B. Fuller of North Carolina was runner-up with 4-1-73.0. Dexter Stallings, Tenn. secretary, ran third with 3-2-61.7. The ladies title went to W. Henson while J. Frizell copped the Junior crown.

**CLASS A** — D. Ward, 5-0-76.0; J. B. Fuller, 4-1-73.0; R. Norwood, 2-3-71.4; R. Martino, 2-3-70.9; J. Black, 2-3-63.5; G. Lewis, 0-5-54.8.

**CLASS B** — M. Bush, 5-0-65.4; J. Vines, 4-1-63.6; D. Stallings, 3-2-61.7; J. Waters, 2-3-53.0; J. Shelton, 1-4-52.9; C. Green, 0-5-53.7.

**CLASS C** — G. Bush, 5-0-58.8; G. Whaley, 4-1-61.4; W. Grant, 2-3-51.8; E. Bandy, 2-3-51.2; T. Lawson, 2-3-48.5; H. Irwin, 0-5-37.4.

**CLASS D** — J. Hammitt, 3-2-46.2; C. Montgomery, 3-2-43.3; C. Callahan, 3-2-37.4; J. Adkerson, 3-2-42.5; C. Bennett, 2-3-44.9; L. Sunderland, 1-4-41.1.

**CLASS E** — W. Smith, 4-1-42.7; J. Haire, 4-1-42.5; R. Ward, 3-2-40.4; J. Frizzell, 3-2-38.5; H. Lones, 2-3-26.9; N. Mills, 0-5-24.3.

**CLASS F** — B. Henderson, 3-0-42.7; T. Harmon, 2-1-25.4; H. Mills, 1-2-23.1; R. Wilkey, 0-3-11.1.

**CLASS G** — J. Davis, 3-0-22.4; W. Farley, 1-2-16.9; J. Lewis, 1-2-16.3; S. Stoner, 1-2-16.0.

**JUNIORS** — J. Frizzell, 2-0-58.6; E. Henson, 1-1-37.5; T. Stoner, 0-2-14.9.

**CLASS A WOMEN** — W. Henson, 2-0-38.7; V. Stoner, 0-2-32.3.

**CLASS B WOMEN** — D. Harmon, 2-0-36.4; W. Henderson, 0-2-8.0.

## TOUGH GREENVILLE, OH. RINGER CLASSIC WON BY KNISLEY — F. CARNAHAN, LADIES — M. RIDINGER, BOYS

It was a matter of "Do it the hard way" for the three 1985 Ringer Class Champions. Jim Knisley eked out a play-off game win over Mark Seibold 50-48 to claim the Men's Championship. Fran Carnahan survived one loss in the preliminary round but made the Women's Championship class with her ringer percentage record and then upset defending tittlest Tari Powell to sweep to the Championship. Boy's division Champion Mike Ridinger had to win a three-way pitch-off with Mike Canupp and Tim Hymer to claim that title. Sanction 85-39.

**CHAMPIONSHIP CLASS** — J. Knisley, 10-1-82.6; M. Seibold, 10-1-82.5; A. Zadroga, 7-4-74.7; H. Wipert, 6-5-74.3; O. Manns, 6-5-72.5; G. Moon, 6-5-72.4; R. Norwood, 5-6-71.6; H. Darnold, 5-6-70.8; K. Van Sant, 4-7-74.2; R. Maddox, 4-7-71.2; C. Bellman, 3-8-71.1; C. Martz, 0-11-68.6.

**CLASS B** — A. Copeland, 10-1-71.8; K. Kugler, 8-3-70.1; E. Sarbaugh, 8-3-66.7; L. Miller, 7-4-67.1; Levi Miller, 6-5-65.8; F. Carnahan, 5-6-64.7; E. Waggoner, 5-6-63; J. Henn, 5-6-63; J. Martin, 4-7-62.2; M. Roseberry, 4-7-61; B. Henn, 2-9-61.1; J. Hughes, 2-9-60.

**CLASS C** — J. Brown, 9-2-62.8; G. Gardner, 8-3-63.5; P. Hummel, 8-3-62.8; B. Johnson, 7-4-63.7; D. Bowers, 7-4-60.4; B. Garber, 7-4-59.2; D. Hummel, 6-5-59.3; J. Markiewicz, 5-6-55.5; D. Brown, 4-7-53.9; D. Dombrowsky, 2-9-53; F. Brown, 2-9-48; J. Kuchcinski, 1-10-52.6.

**PRELIMINARIES — GROUP 1** — O. Manns, 4-0-78.8; R. Norwood, 2-2-70.3; W. Carnahan, 3-1-68.1; J. Martin, 1-3-63.1; F. Brown, 0-4-44.4.

**GROUP 2** — M. Seibold, 5-0-75.7; A. Copeland, 4-1-68.9; B. Henn, 3-2-65.6; G. Moon, 2-3-70.6; D. Kuchcinski, 1-4-57.5; J. Kuchcinski, 0-5-46.8.

**GROUP 3** — R. Maddox, 4-1-74; J. Henn, 4-1-68.6; E. Waggoner, 3-2-63.5; Levi Miller, 2-3-62.2; D. Brown, 2-3-59.6; D. Dombrowski, 0-5-53.8.

**GROUP 4** — C. Bellman, 5-0-75.9; H. Darnold, 4-1-70.3; L. Miller, 3-2-63.3; Hughes, 2-3-63.4; P. Hummel, 1-4-56.1; J. Markiewicz, 0-5-50.

**GROUP 5** — C. Martz, 5-0-69.3; K. Van Sant, 4-1-72.7; K. Kugler, 2-3-63.2; B. Garber, 2-3-59.8; B. Johnson, 1-4-58.6; G. Gardner, 1-4-47.9.

**GREENVILLE, OHIO RINGER — (Continued)**

**GROUP 6** — A. Zadroga, 5-0-78.4; H. Wipert, 3-2-71.6; E. Sarbaugh, 3-2-64.8; M. Roseberry, 3-2-62.4; D. Hummel, 1-4-57; J. Brown, 0-5-55.6.

**CLASS D** — D. Bowers, 4-1-63.8; R. Gyorkos, 4-1-60.2; E. Risley, 3-2-53.7; B. Wicker, 3-2-52.9; C. Dunlap, 1-4-43.1; F. Raisbeck, 0-5-49.1.

**CLASS E** — L. Woolace, 5-0-62.5; K. Waggoner, 3-2-56; M. Flagg, 3-2-55.1; J. Hurst, 3-2-54.4; D. Whiteman, 0-5-37.1.

**CLASS F** — D. Kirtley, 4-1-58.1; L. Stephenson, 4-1-52.2; O. Reno, 3-2-51.2; T. Hawkins, 2-3-46.9; J. Shilling, 1-4-54.3; L. Anthony, 1-4-39.

**CLASS G** — B. McClain, 4-2-53.5; D. Sanders, 4-2-51.6; V. Stoner, 4-2-49; D. Minnich, 4-2-44.2; T. Wilkins, 4-2-43.6; B. Ison, 1-5-36.7; J. Ridinger, 0-6-33.7.

**CLASS H** — E. Noe, 5-1-52; M. McGill, 4-2-38.3; R. Ridinger, 4-2-47.5; W. Smith, 4-2-41.3; J. Napier, 2-4-41.3; G. Loy, 1-5-35.2; H. Miller, 1-5-30.2.

**CLASS I** — L. Martini, 5-0-55.1; G. Clevenger, 4-1-49.1; C. Searle, 3-2-45.5; B. Meyer, 2-3-43.3; G. Thome, 1-4-37.6; G. Stifel, 0-5-44.6.

**CLASS J** — D. Ullery, 4-1-44.6; M. Snider, 3-2-45.1; L. Rose, 3-2-43; W. Canupp, 2-3-42.4; W. Still, 2-3-40.6; H. Kahle, 1-4-34.2.

**CLASS K** — D. Crawford, 5-0-52.7; K. Hawk, 3-2-44.7; E. Pratt, 3-2-38.5; R. Flower, 2-3-41.9; D. Farley, 2-3-35.5; F. Asher, 0-5-27.1.

**CLASS L** — J. Guthrie, 6-0-46.4; K. Wagonfield, 5-1-45.2; E. Clark, 4-2-44.7; W. Beckman, 3-3-33.9; J. Taylor, 1-5-33.1; C. Myers, 1-5-30.4; H. Smith, 1-5-27.6.

**CLASS M** — W. Robinette, 4-1-40.8; H. Denlinger, 4-1-39; B. Pence, 3-2-38; H. Bailey, 3-2-37.4; L. Glass, 1-4-35; O. Miller, 0-5-31.2.

**CLASS N** — P. Jones, 4-1-47.8; B. Garrett, 3-2-37.2; W. Krieger, 2-3-40.6; Mel Miller, 2-3-37.7; J. Campbell, 2-3-35.9; C. Jones, 2-3-35.4.

**CLASS O** — L. Hahn, 5-1-31.4; D. Riddell, 3-3-36.3; R. Futrell, 3-3-34.8; R. Honigford, 3-3-32.8; G. McKinney, 3-3-32.1; J. Neff, 2-4-36.2; G. Tipple, 2-4-28.

**CLASS P** — D. Brown, 5-0-44.2; L. Schaffner, 4-1-38.4; H. Angel, 3-2-33.8; G. Cathcart, 2-3-34.9; D. Miller, 1-4-36.4; R. Cummings, 0-5-19.5.

**CLASS Q** — J. McBeth, 5-0-32; J. Adkins, 3-2-33.1; R. Snyder, 3-2-27.4; B. Bowling, 2-3-22.9; R. Cochran, 1-4-23.6; F. Hebel, 1-4-22.

**CLASS R** — J. Koenig, 4-1-38.7; M. Oney, 4-1-36.5; R. Gray, 3-2-44.8; W. Burggraf, 2-3-33.4; D. Von Stein, 1-4-28.1; R. Gentry, 1-4-22.5.

**CLASS S** — W. Roeder, 6-0-37.3; M. Royer, 4-2-27; R. Kinnamon, 3-3-30.1; E. Kucharski, 3-3-25; L. Harmon, 2-4-25.9; D. Waggoner, 2-4-24.3; M. Falk, 1-5-25.5.

**CLASS T** — D. Wheeler, 3-1-36.1; Lee Jacobs, 3-1-23.5; R. West, 3-1-22.7; J. Barlow, 1-3-25; F. Worner, 0-4-15.7.

**CLASS U** — D. McClain, 4-1-30.7; L. Hart, 3-2-29.8; Mose Miller, 3-2-26.9; G. Liette, 3-2-24.1; G. Morgan, 2-3-22.7; N. Teaford, 0-5-17.

**CLASS V** — B. Maenle, 4-1-19.4; C. Bushman, 3-2-23.8; D. Knisley, 3-2-18.5; D. Garen, 3-2-18.3; T. Lovejoy, 2-3-16.1; G. Marvel, 0-5-10.3.

**WOMEN'S CHAMPIONSHIP CLASS** — F. Carnahan, 5-0-83.4; T. Powell, 4-1-80.6; B. Seibold, 3-2-80.1; B. Dunlap, 2-3-69; J. Myers, 1-4-66.3; R. Kirk, 0-5-55.8.

**WOMEN'S CLASS B** — C. Still, 5-0-73.7; D. Slocum, 4-1-56.2; D. Smith, 2-3-61; J. Spaller, 2-3-57.1; D. Falk, 2-3-49.3; J. Schlosser, 0-5-52.4.

**WOMEN'S CLASS C** — Amy Brown, 4-1-56.4; H. Eakin, 3-2-50.6; S. Clevenger, 3-2-46.8; L. Ault, 3-2-45.8; Av. Brown, 1-4-41.6; C. Loy, 1-4-38.8.

**WOMEN'S CLASS D** — R. Curley, 5-0-31.5; M. Bushman, 4-1-20; J. Beckman, 2-3-18.9; M. Martini, 2-3-16.5; T. Kucharski, 2-3-15.2; M. Glass, 0-5-10.8.

**GREENVILLE, OHIO RINGER — (Continued)**

**WOMEN'S PRELIMINARIES — GROUP 1** — B. Dunlap, 3-0-71.2; F. Carnahan, 2-0-77; J. Spaller, 1-0-57.2; C. Loy, 0-3-38.5.

**GROUP 2** — B. Seibold, 3-0-71.4; R. Kirk, 2-1-59.5; D. Smith, 1-2-50; D. Falk, 0-3-46.9.

**GROUP 3** — J. Myers, 3-0-56.3; C. Still, 2-1-59.1; J. Schlosser, 1-2-46.2; D. Slocum, 0-3-41.9.

**JUNIOR DIV. CLASS A** — Mike Ridinger, 2-1-56.9 (Pitchoff winner); Mike Canupp, 2-1-54.2; Tim Hymer, 2-1-49; Jim Ridinger, 0-3-36.4.

**CLASS B** — John Walters, 3-0-34.7; Jim Walters, 2-1-14.7; Jenny Walters, 1-2-6; S. Knisley, 0-3-1.3.

**GIRLS CHAMPION** — Jenny Walters.

## **WIEDRICH IN 3RD WIN OF VANCOUVER U.S.A. OPEN C. FERGUSON WINS LADIES TITLE — SANCTION 85-381**

**CLASS A** — Ben Wiedrich, 7-0-76.7; Joe Krug, 5-2-62.9; Ridge Leggett, 4-3-69.1; Lowell Davis, 4-3-65.5; Gerry Stoley, 3-4-64.3; Jerry Gorton, 3-4-57.9; Elaine Weisdepp, 2-5-62.5; Don Jones, 0-7-44.9.

**CLASS A — LADIES** — Carolyn Ferguson, 4-0-35.0; Alice Garcia, 3-1-25.5; Phyllis Centell, 2-2-34.8; Cathy Berry, 1-3-10.8; Alta Maag, 0-4-27.0.

**CLASS B** — Wally Rehard, 5-2-52.0; Phil Tyler, 4-3-54.9; Dan Leary, 4-3-52.5; Lee Wallace, 4-3-48.6; Bill Graham, 3-4-52.3; Mike Thorniley, 3-4-51.1; Ron Ferguson, 3-4-48.3; Bob Hoerner, 2-5-46.4.

**CLASS C** — Ray Sexton, 7-0-57.5; John (Eddie) Garcia, 6-1-49.1; Pete Zumaran, 5-2-48.2; Len Weisdepp, 4-3-42.6; Don Ferguson, 3-4-46.0; Bob Sletten, 3-4-43.5; John Hilberg, 1-6-35.8; Earl Kuper, 0-7-32.6.

**CLASS D** — Loy Brown, 6-1-49.5; Eugene Sorenson, 4-3-50.0; Mel Shuss, 4-3-48.7; Tom Schram, 4-3-43.0; Len Christensen, 4-3-42.7; Ken Kuper, 3-4-39.8; Jim Kosterman, 2-5-35.3; Larry Flanary, 1-6-39.4.

**CLASS E** — Phil Tyler, 7-0-56.8; Terry Collins, 6-1-43.7; DuWayne Wiedrich, 4-3-35.0; Dick Culbertson, 3-4-36.1; Marvin Tatchio, 3-4-35.3; Noel Ness, 2-5-37.8; Cyril Kitchen, 2-5-34.9; Ken Leatherman, 1-6-38.9.

**CLASS F** — Willard Hufschmid, 6-2-39.1; Wayne Maag, 6-3-34.9; Frank Errigo, 5-3-33.9; Lloyd Kilgore, 4-3-35.3; Lloyd Likens, 4-3-33.3; Burt Gravelle, 3-4-34.0; Mick O'Dell, 2-5-30.1; Art Norlin, 0-7-28.9.

**CLASS G** — Vi Bushnell, 6-1-37.1; Al Holland, 4-3-35.4; Floyd Flemmer, 4-3-32.2; Del Crandall, 4-3-22.5; Dan Fangerness, 3-4-31.2; Bill Edgcomb, 3-4-30.6; Arnold Schlappi, 3-4-28.6; Wendell Roberts, 1-6-20.6.

**CLASS H** — George Kaufer, 6-0-30.4; Milt Johnson, 4-2-21.3; Harland Towne, 3-3-30.1; Bill Connell, 3-3-23.8; Art Taylor, 3-3-23.5; Bob Bushnell, 1-5-20.8; Ed Pritchard, 1-5-19.1.

**CLASS I** — Ben Goodling, 5-0-28.1; Perry Young, 3-2-22.4; Dennis Pyles, 3-2-19.1; Lyle Andrews, 2-3-21.2; Tom Worthington, Sr., 2-3-20.8; Eldon Trenary, 0-5-17.4.

**CLASS J** — Kathy Taylor, 5-0-23.8; Steve Harris, 4-1-23.9; Steve Krommenacker, 3-2-17.1; Gary Essig, 2-3-8.7; Mike Easton, 0-5-13.6.

**OTTIE RENO CLASSIC — HUNTSVILLE, ALA. — SANC. 85-303**

**CLASS A** — J. Mullican, 7-0-73.9; M. Henderson, 6-1-75.0; J. Harris, 4-2-61.3; J. Henderson, 3-4-66.8; W. Shaneyfelt, 3-4-57.7; F. Betterton, 2-5-55.6; O. Reno, 2-5-52.6; J. Johnson, 1-6-56.8.

**CLASS B** — M. Bastian, 7-0-55.8; J. Nichols, 6-1-51.2; M. Connally, 4-3-43.5; C. Baker, 3-4-51.8; R. Bender, 3-4-43.2; K. Gipson, 1-6-30.5; D. Mangum, 0-7-35.3.

**CLASS C** — O. Mayes, 5-2-35.2; N. Lynn, 4-3-35.9; R. Scott, 4-3-30.3; O.A. Lindsey, 3-4-31.2; J. Moore, 3-3-35.9; R. Moore, 1-4-31.8.

**CLASS D** — J. Medford, 4-1-27.9; W. King, 3-2-14.5.

**WOMEN** — K. Wigginton, 3-2-28.5; M. Scott, 2-3-32.6.

NHPA APPROVED



THE FIRST NEW DESIGN  
of the  
PROFESSIONAL PITCHING  
HORSESHOE

The horseshoe with calkers on the reversed side of the toeplate. The FLIP-STYLE pitcher will now have the two calkers in a down position landing in pit.

HIGH GRADE STEEL  
CASTING

2 lb. 9 oz. only — \$24.50 pr., plus \$2.50 shipping

Send checks or money orders to:

PETE DONOHO  
704 STATE STREET  
REDDING, CA 96001  
Ph. 916-243-5761

**CAL-FLIP**

Allow ample time for delivery  
Made in U.S.A.-Berkeley, Calif.



**FIRST ANNUAL VESTAVIA, ALA. OPEN — SANC. 85-302**

**CLASS A** — J. Mullican, 5-0-64.1; J. Harris, 4-1-52.8; J. Conaway, 3-2-55.4; J. Johnson, 2-3-50.6; J. Nichols, 1-4-48.3; M. Connally, 0-5-38.5.

**CLASS B** — O.A. Lindsey, 5-1-29.6; R. Scott, 4-2-33.2; N. Lynn, 2-4-28.3.

**CLASS C** — M. Scott, 6-0-25.6; W. King, 3-3-17.3; A. Dahlgreen, 3-3-15.7; W. McClendon, 0-6-14.0.

**PIQUA, OHIO OPENER — AUGUST 3-4 — SANC. 85-37**

**CLASS A** — Bill McClain, 5-0-54.7; Martin McGill, 4-1-46.6; Bill Ison, 3-2-35.5; John Riddinger, 2-3-37.5; Harry Hopkins, 1-4-40.4; Roger Riddinger, Forfeit.

**CLASS B** — Dennis Farley, 6-1-45.5; Don Epps, 5-2-43.3; Wm. Robinett, 5-2-42.4; Doug Crawford, 4-3-44.2; Bob Meyers, 4-3-38.9; D. Ntestine, 3-4-39.8; Herb Miller, 1-6-36.7; Paul Jones, 0-7-32.4.

**CLASS C** — Don Brown, 4-1-40.3; Warren Rodgers, 3-2-40.9; L. Ferryman, 3-2-35.3; Gene Loy, 2-3-34.4; N. Berning, 2-3-31; Gene Cathcart, 1-4-31.1.

**CLASS D** — Fred Lenhart, 5-0-45.4; Ken Walters, 3-2-35.2; L. Berning, 3-2-33; Glen Tipple, 2-3-27.6; Mike Royer, 1-4-29.6; Bruce Bowling, 1-4-25.6.

**CLASS E** — Steve Flora, 5-0-26; Jim Barlow, 4-1-31.3; Doug McClain, 2-3-26.3; Ralph Fair, 2-3-23.7; Roger Niday, 1-4-28.7; Al Will, 1-4-20.9.

**CLASS F** — Joe Hart, 3-0-22.8; Rob Cline, 2-1-21.4; Dan Knisley, 1-2-23.4; Ken Ford, 3-0-6.07.

## "STAR" PRECISION MADE HORSESHOES

In an effort to try and explain why a precision-made horseshoe is superior to others, I will first tell you that it takes 8 weeks to make a pair of Star Stainless Horseshoes. Every new shoe made requires a separate precision impression making it a very costly process.

Before going to a company about manufacturing Star Stainless Horseshoes, I machined nine pair by hand on a Bridgeport Miller. This process took hundreds of hours to get the proper center balance of each shoe. This means they are not heavy toward the open end or the closed end. This balance at the center of the horseshoe makes it easier for every player to pitch a flatter shoe. Because your shoe is flat when reaching the stake, it will be more open, therefore allowing you to hit higher ringer averages.

Using stainless steel to make horseshoes is an idea that evolved from my work as a steel fabricator. I knew through experience that stainless is tougher than regular steel and when heat treated to dead soft, it reacts no different than regular steel when hitting the stake. This toughness also protects the shoe from burring up as much as mild steel, resulting in less filing. After two years of field testing Star Stainless Horseshoes I have found that they don't warp out of shape as soon as a mild steel horseshoe either.

Precision-made means that all aspects of each horseshoe are alike; not only that they weigh the same, but the overall thickness of each shoe is within a few thousandths of being the same. Also, the left side of each horseshoe is within a few thousandths of being like the right side in its design shape. No other horseshoe can claim this advantage except the "Star" because all other shoes require grinding by hand on every side to remove the rough flash edges. This means that with other shoes you can never be sure where the weight distribution is.

The level of competition today is so high that even the smallest improvement in equipment used will be a very large factor in your overall performance.

A precision-made horseshoe costs a lot more but "Aren't you worth it?" Treat yourself to a pair and see the difference it makes in your game.

The shoe for the 1980's

# STAR

Stainless  Horseshoes

WHEN YOU SPEND HUNDREDS OF HOURS PRACTICING TO BE THE BEST HORSEHOE PITCHER YOU CAN BE, DOESN'T IT MAKE SENSE TO PITCH THE ONLY PRECISION MADE HORSESHOE?. YOU CAN BE SURE THAT EACH SHOE PITCHED IS LIKE ITS MATE.

IT PAYS TO PITCH THE ORIGINAL PRECISION STAINLESS HORSESHOE TO HELP YOU REACH YOUR ULTIMATE GOALS AND INSURE THAT COMPETITIVE EDGE NEEDED TO BE A WINNER.

**ALL STAR'S ARE DEAD SOFT  
AND THEY WEIGH 2 LBS. 8 OZ.**

Send Check or  
Money Order to:

Alfred R. Boudreau Jr.  
301-A Old Ipswich Rd.  
Rindge, N.H. 03461

NHPA  
APPROVED



\$69.00 per pair  
postpaid

(ALSO AVAILABLE THROUGH YOUR N.H.P.A. DEALER)



## 1. JIM KNISLEY — OHIO

Opponent	Score	R	SP
Mills, In. . . . .	43-11	52	62
Chapelle, Or. . . . .	42-10	34	44
Bonani, Ma. . . . .	42-13	41	46
Potts, Ks. . . . .	40-15	44	54
Beshore, Pa. . . . .	40-19	44	54
Pogue, Mo. . . . .	28-41	32	54
Kugler, Oh. . . . .	43-24	55	72
Sarbaugh, Oh. . . . .	41-9	38	50
Hollister, Vt. . . . .	44-12	55	64
Norwood, Tn. . . . .	43-11	27	34
Killgore, Mo. . . . .	40-16	50	62
Zadroga, Pa. . . . .	41-19	48	58
Bowker, Tx. . . . .	40-7	46	50
Rioux, Ct. . . . .	42-19	58	66
Baker, Il. . . . .	41-29	68	84
Martz, Pa. . . . .	40-10	39	44
Lipovsky, Mn. . . . .	43-24	69	84
Moon, Oh. . . . .	45-7	45	54
Manns, Oh. . . . .	40-24	50	62
M. Potts, Ks. . . . .	42-10	41	48
Tyson, NY . . . . .	42-24	59	72
Leclerc, Can. . . . .	44-21	49	62
Dyson, N.C. . . . .	42-33	66	82
Gonzales, Ca. . . . .	21-41	47	72
Seibold, In. . . . .	40-23	48	60
VanSant, In. . . . .	42-3	32	34
D. Martino, N.Y. . . . .	20-40	52	68
Cone, Ia. . . . .	42-25	55	70
Williams, Ca. . . . .	23-42	57	78
Steinfeldt, Fla. . . . .	22-40	56	74
Perry, Va. . . . .	45-31	74	90

WON 26 LOST 5      1531    1908  
 Percentage — 80.24

## 2. STEINFELDT, CARL — FL.

Opponent	Score	R	SP
Chapelle, Or. . . . .	45-24	49	62
Bonani, Ma. . . . .	42-15	50	62
R. Potts, Ks. . . . .	42-31	68	82
Mills, In. . . . .	40-11	42	48
Pogue, Mo. . . . .	41-8	34	40
Kugler, Oh. . . . .	40-20	34	48
Sarbaugh, Oh. . . . .	40-12	34	42
Beshore, Pa. . . . .	41-6	39	46
Norwood, Tn. . . . .	40-17	42	50
Killgore, Mo. . . . .	42-9	46	36
Zadroga, Pa. . . . .	42-36	61	78
Hollister, Vt. . . . .	42-26	47	60
Rioux, Ct. . . . .	43-22	66	76
Baker, Il. . . . .	40-7	39	44
Martz, Pa. . . . .	41-21	44	56
Bowker, Tx. . . . .	44-19	39	48
Moon, Oh. . . . .	40-17	37	50
Manns, Oh. . . . .	41-27	67	80
M. Potts, Ks. . . . .	42-22	53	64
Lipovsky, Mn. . . . .	40-15	50	56
Leclerc, Can. . . . .	41-13	52	62
Dyson, N.C. . . . .	41-35	61	76
Gonzales, Ca. . . . .	42-11	45	54
Tyson, N.Y. . . . .	41-20	42	52
DiMartino, N.Y. . . . .	41-39	61	78
Cone, Ia. . . . .	41-31	63	78
Seibold, In. . . . .	34-41	37	54
VanSant, In. . . . .	40-17	31	42
Perry, Va. . . . .	17-40	49	66
Knisley, Oh. . . . .	40-22	61	74
Williams, Ca. . . . .	18-42	61	80

WON 28 LOST 3      1504    1844  
 Percentage — 81.56

## 3. WILLIAMS, WALTER — CA.

Opponent	Score	R	SP
Bonai, Ma. . . . .	41-12	38	46
R. Potts, Ks. . . . .	40-3	26	28
Mills, In. . . . .	45-12	37	44
Chapelle, Or. . . . .	41-0	22	24
Kugler, Oh. . . . .	43-6	36	42
Sarbaugh, Oh. . . . .	42-18	43	54
Beshore, Pa. . . . .	41-8	31	42
Pogue, Mo. . . . .	41-22	48	60
Killgore, Mo. . . . .	41-16	42	50
Zadroga, Pa. . . . .	41-38	49	68
Hollister, Vt. . . . .	41-8	34	40
Norwood, Tn. . . . .	42-4	40	42
Baker, Il. . . . .	43-6	35	38
Martz, Pa. . . . .	41-18	72	84
Bowker, Tx. . . . .	40-6	31	34
Rioux, Ct. . . . .	40-7	43	48
Manns, Oh. . . . .	42-25	50	60
M. Potts, Ks. . . . .	40-12	60	68
Lipovsky, Mn. . . . .	41-21	97	108
Moon, Oh. . . . .	40-12	56	64
Dyson, N.C. . . . .	42-19	40	48
Gonzales, Ca. . . . .	40-25	32	42
Tyson, N.Y. . . . .	42-6	45	48
Leclerc, Can. . . . .	40-16	43	50
VanSant, In. . . . .	42-15	36	50
D. Martino, N.Y. . . . .	42-14	59	68
Cone, Ia. . . . .	42-15	71	78
Seibold, In. . . . .	42-10	48	54
Knisley, Oh. . . . .	42-23	62	78
Perry, Va. . . . .	40-36	64	78
Steinfeldt, Fla. . . . .	42-18	69	80

WON 31 LOST 0      1459    1718  
 Percentage 84.92

## 4. SEIBOLD, MARK — IN.

Opponent	Score	R	SP
R. Potts, Ks. . . . .	41-11	29	38
Mills, In. . . . .	42-21	45	56
Chapelle, Or. . . . .	44-21	46	64
Bonani, Ma. . . . .	42-32	52	64
Sarbaugh, Oh. . . . .	45-5	39	46
Beshore, Pa. . . . .	41-6	34	38
Pogue, Mo. . . . .	8-41	24	42
Kugler, Oh. . . . .	40-29	38	52
Zadroga, Pa. . . . .	42-35	64	86
Hollister, Vt. . . . .	33-41	44	64
Norwood, Tn. . . . .	40-16	52	64
Killgore, Mo. . . . .	41-18	65	80
Martz, Pa. . . . .	41-22	54	64
Bowker, Tx. . . . .	40-13	30	36
Rioux, Ct. . . . .	42-17	52	62
Baker, Il. . . . .	41-7	39	48
Tyson, N.Y. . . . .	23-40	36	60
Leclerc, Can. . . . .	32-42	52	70
Dyson, N.C. . . . .	40-31	48	62
Gonzales, Ca. . . . .	45-16	45	52
Lipovsky, Mn. . . . .	40-12	63	72
Moon, Oh. . . . .	41-33	43	62
Manns, Oh. . . . .	41-32	45	62
M. Potts, Ks. . . . .	40-38	47	70
Knisley, Oh. . . . .	23-40	42	60
Perry, Va. . . . .	42-39	55	74
Steinfeldt, Fla. . . . .	41-34	39	54
Williams, Ca. . . . .	10-42	36	54
VanSant, In. . . . .	40-8	36	44
DiMartino, N.Y. . . . .	40-36	56	70
Cone, Ia. . . . .	15-41	52	70

WON 27 LOST 7      1403    1840  
 Percentage 76.25

## 5. PERRY ALVIN — VA.

Opponent	Score	R	SP
Beshore, Pa. ....	40-17	44	54
Pogue, Mo. ....	40-15	48	58
Kugler, Oh. ....	42-33	51	72
Sarbaugh, Oh. ....	42-28	46	66
Mills, In. ....	42-37	62	82
Chapelle, Or. ....	45-23	49	66
Bonani, Or. ....	40-23	65	76
R. Potts, Ks. ....	42-7	39	44
Bowker, Tx. ....	41-7	27	32
Rioux, Ct. ....	40-3	24	28
Baker, Il. ....	42-35	47	60
Martz, Pa. ....	42-18	46	54
Hollister, Vt. ....	41-35	65	80
Norwood, Tn. ....	40-10	38	44
Killgore, Mo. ....	42-18	61	72
Zadroga, Pa. ....	41-9	37	42
M. Potts, Ks. ....	41-24	53	68
Lipovsky, Mn. ....	40-24	56	70
Moon, Oh. ....	40-38	65	84
Manns, Oh. ....	30-42	41	62
Gonzales, Ca. ....	40-29	55	72
Tyson, N.Y. ....	42-17	39	54
Leclerc, Can. ....	40-37	79	100
Dyson, N.C. ....	41-36	64	82
Cone, Ia. ....	15-42	41	66
Seibold, In. ....	39-42	54	74
VanSant, In. ....	44-30	65	84
DiMartino, N.Y. ....	40-37	48	62
Steinfeldt, Fla. ....	40-17	57	66
Williams, Ca. ....	36-40	60	78
Knisley, Oh. ....	31-45	70	90

WON 26 LOST 5            1596    2042  
 Percentage 78.15

## 6. LECLERC, ANDRE — CANADA

Opponent	Score	R	SP
Pogue, Mo. ....	45-19	53	64
Kugler, Oh. ....	43-24	46	58
Sarbaugh, Oh. ....	41-19	45	58
Beshore, Pa. ....	35-43	31	52
Chapelle, Or. ....	42-10	31	40
Bonani, Ma. ....	37-40	42	60
Potts, Ks. ....	38-40	64	84
Mills, In. ....	40-29	57	76
Rioux, Ct. ....	41-31	40	60
Baker, Il. ....	42-32	54	72
Martz, Pa. ....	26-42	52	74
Bowker, Tx. ....	41-12	54	66
Norwood, Tn. ....	40-23	60	70
Killgore, Mo. ....	35-40	63	82
Zadroga, Pa. ....	42-3	30	36
Hollister, Vt. ....	21-43	49	68
DiMartino, N.Y. ....	39-40	54	76
Seibold, In. ....	42-32	55	72
Cone, Ia. ....	15-43	47	68
VanSant, In. ....	41-28	36	52
Steinfeldt, Fla. ....	13-41	44	62
Knisley, Oh. ....	21-44	41	62
Perry, Va. ....	37-40	78	100
Williams, Ca. ....	16-40	35	50
M. Potts, Ks. ....	42-22	39	50
Tyson, N.Y. ....	42-24	38	52
Lipovsky, Mn. ....	41-10	45	54
Moon, Oh. ....	31-42	52	70
Dyson, N.C. ....	40-23	53	66
Gonzales, Ca. ....	39-40	90	108
Manns, Oh. ....	40-20	34	44

WON 17 LOST 14            1512    2006  
 Percentage 75.37

## 7. DIMARTINO, MIKE — N.Y.

Opponent	Score	R	SP
Kugler, Oh. ....	40-28	52	66
Sarbaugh, Oh. ....	41-12	40	50
Beshore, Pa. ....	42-29	58	76
Pogue, Mo. ....	42-35	45	66
Bonani, Ma. ....	40-34	60	76
Potts, Ks. ....	20-41	30	50
Mills, In. ....	40-36	79	102
Chapelle, Or. ....	40-38	44	68
Baker, Il. ....	41-36	69	90
Martz, Pa. ....	41-29	56	74
Bowker, Tx. ....	42-13	35	44
Rioux, Ct. ....	40-10	36	42
Killgore, Mo. ....	31-41	69	88
Zadroga, Pa. ....	40-28	43	58
Hollister, Vt. ....	42-36	64	82
Norwood, Tn. ....	42-26	58	72
Leclerc, Can. ....	40-39	54	76
Dyson, N.C. ....	33-40	91	112
Gonzales, Ca. ....	41-28	34	50
Tyson, N.Y. ....	40-13	38	46
Moon, Oh. ....	42-39	59	80
Manns, Oh. ....	36-40	55	78
Potts, Ks. ....	42-18	44	54
Lipovsky, Mn. ....	41-34	50	64
Steinfeldt, Fla. ....	39-41	61	78
Williams, Ca. ....	14-42	50	68
Knisley, Oh. ....	40-20	59	68
Perry, Va. ....	37-40	47	62
Cone, Ia. ....	13-40	52	68
Seibold, In. ....	36-40	55	70
VanSant, In. ....	42-6	47	52

WON 22 LOST 9            1634    2130  
 Percentage 76.7

## 8. CONE, KEVIN — IA

Opponent	Score	R	SP
Sarbaugh, Oh. ....	41-27	37	48
Beshore, Pa. ....	43-12	39	52
Pogue, Mo. ....	41-26	37	54
Kugler, Oh. ....	40-27	53	66
R. Potts, Ks. ....	41-20	42	58
Mills, In. ....	41-25	49	60
Chapelle, Or. ....	41-33	58	80
Bonani, Ma. ....	40-27	39	52
Martz, Pa. ....	38-42	40	56
Bowker, Tx. ....	42-25	46	58
Rioux, Ct. ....	40-18	39	56
Baker, Il. ....	40-19	67	78
Zadroga, Pa. ....	39-40	55	74
Hollister, Vt. ....	18-41	39	62
Norwood, Tn. ....	42-20	51	60
Killgore, Mo. ....	42-21	41	50
Gonzales, Ca. ....	40-10	40	48
Tyson, N.Y. ....	28-40	52	68
Leclerc, Can. ....	43-15	56	68
Dyson, N.C. ....	40-24	37	54
M. Potts, Ks. ....	40-9	39	50
Lipovsky, Mn. ....	40-10	44	52
Moon, Oh. ....	40-22	46	60
Manns, Oh. ....	40-20	27	42
Perry, Va. ....	42-15	48	66
Steinfeldt, Fla. ....	31-41	60	78
Williams, Ca. ....	15-42	61	78
Knisley, Oh. ....	25-42	50	70
DiMartino, N.Y. ....	40-13	61	68
VanSant, In. ....	44-16	49	58
Seibold, In. ....	41-15	61	70

WON 24 LOST 7            1463    1894  
 Percentage 77.24

## 9. DYSON, MARK — N.C.

Opponent	Score	R	SP
Hollister, Vt. ....	40-12	32	42
Norwood, Tn. ....	28-44	48	70
Killgore, Mo. ....	41-38	47	64
Zadroga, Pa. ....	33-41	53	74
Bowker, Tx. ....	42-23	61	78
Rioux, Ct. ....	41-27	46	62
Baker, Il. ....	15-41	25	46
Martz, Pa. ....	37-41	50	70
Mills, In. ....	41-15	44	58
Chapelle, Or. ....	42-36	43	62
Bonani, Ma. ....	44-14	34	44
R. Potts, Ks. ....	40-33	46	62
Beshore, Pa. ....	40-18	37	48
Pogue, Mo. ....	42-35	60	82
Kugler, Oh. ....	33-41	54	70
Sarbaugh, Oh. ....	40-33	45	60
VanSant, In. ....	42-15	51	60
DiMartino, N.Y. ....	40-33	93	112
Seibold, In. ....	31-40	44	62
Cone, Ia. ....	24-40	34	54
Williams, Ca. ....	19-48	32	48
Steinfeldt, Fla. ....	35-41	59	76
Knisley, Oh. ....	33-42	63	82
Perry, Va. ....	36-41	64	82
Moon, Oh. ....	40-22	42	54
Potts, Ks. ....	38-44	68	88
Tyson, N.Y. ....	41-36	56	78
Lipovsky, Mn. ....	42-29	57	76
Leclerc, Can. ....	23-40	47	66
Manns, Oh. ....	39-41	58	78
Gonzales, Ca. ....	39-41	79	94

WON 16 LOST 15      1572    2102  
 Percentage 74.78

## 10. LIPOVSKY, DALE — MN.

Opponent	Score	R	SP
Norwood, Tn. ....	14-43	29	48
Killgore, Mo. ....	17-43	24	42
Zadroga, Pa. ....	40-25	39	54
Hollister, Vt. ....	40-24	50	64
Rioux, Ct. ....	42-35	69	88
Baker, Il. ....	31-40	47	64
Martz, Pa. ....	33-40	34	50
Bowker, Tx. ....	36-40	38	62
Chapelle, Or. ....	40-7	40	48
Bonani, Ma. ....	39-43	81	108
R. Potts, Ks. ....	12-41	33	52
Mills, In. ....	17-40	22	40
Pogue, Mo. ....	38-40	56	72
Kugler, Oh. ....	42-28	58	72
Sarbaugh, Oh. ....	39-41	52	76
Beshore, Pa. ....	41-28	56	74
Knisley, Oh. ....	24-43	63	84
Perry, Va. ....	24-40	50	70
Williams, Ca. ....	21-41	90	108
Steinfeldt, Fla. ....	15-40	42	56
Seibold, In. ....	12-40	53	72
Cone, Ia. ....	10-40	35	52
VanSant, In. ....	42-37	61	76
DiMartino, N.Y. ....	34-41	48	64
Gonzales, Ca. ....	40-24	67	82
Manns, Oh. ....	31-44	66	88
Leclerc, Can. ....	10-41	36	54
Dyson, N.C. ....	29-42	52	76
Tyson, N.Y. ....	3-42	18	36
M. Potts, Ks. ....	19-45	25	44
Moon, Oh. ....	25-43	45	70

WON 8 LOST 23      1479    2046  
 Percentage 72.28

## 11. GONZALES, JESSE — CA.

Opponent	Score	R	SP
Killgore, Mo. ....	40-35	54	72
Zadroga, Pa. ....	45-26	45	64
Hollister, Vt. ....	43-38	70	88
Norwood, Tn. ....	41-33	55	70
Baker, Il. ....	13-40	36	52
Martz, Pa. ....	41-14	35	44
Bowker, Tx. ....	36-41	46	60
Rioux, Ct. ....	40-3	25	34
Bonani, Ma. ....	45-7	37	48
R. Potts, Ks. ....	40-22	52	64
Mills, In. ....	24-40	44	64
Chapelle, Or. ....	42-21	48	62
Kugler, Oh. ....	40-20	49	62
Sarbaugh, Oh. ....	40-31	56	74
Beshore, Pa. ....	42-19	47	60
Pogue, Mo. ....	33-42	38	60
Cone, Ia. ....	10-40	30	48
VanSant, In. ....	42-29	54	70
DiMartino, N.Y. ....	28-41	30	50
Seibold, In. ....	16-45	35	52
Perry, Va. ....	29-40	52	72
Williams, Ca. ....	25-40	27	42
Steinfeldt, Fla. ....	11-42	35	54
Knisley, Oh. ....	41-22	54	72
Lipovsky, Mn. ....	24-40	61	82
Moon, Oh. ....	27-41	44	68
M. Potts, Ks. ....	42-29	72	86
Tyson, N.Y. ....	32-40	54	74
Manns, Oh. ....	42-33	57	74
Leclerc, Can. ....	40-39	89	108
Dyson, N.C. ....	41-39	79	94

WON 18 LOST 13      1510    2034  
 Percentage 74.23

## 12. TYSON, ART — N.Y.

Opponent	Score	R	SP
Zadroga, Pa. ....	21-40	31	50
Hollister, Vt. ....	42-33	55	76
Norwood, Tn. ....	40-26	40	56
Killgore, Mo. ....	26-41	48	70
Martz, Pa. ....	41-18	53	62
Bowker, Tx. ....	26-40	30	54
Rioux, Ct. ....	40-13	29	36
Baker, Il. ....	33-42	29	46
R. Potts, Ks. ....	31-40	38	62
Mills, In. ....	28-42	35	52
Chapelle, Or. ....	42-21	48	64
Bonani, Ma. ....	42-12	44	60
Sarbaugh, Oh. ....	41-29	36	52
Beshore, Pa. ....	42-26	38	54
Pogue, Mo. ....	40-35	63	86
Kugler, Oh. ....	40-18	43	56
Seibold, In. ....	40-23	39	60
Cone, Ia. ....	40-28	56	68
VanSant, In. ....	25-40	31	52
DiMartino, N.Y. ....	13-40	29	46
Knisley, Oh. ....	24-42	53	72
Perry, Va. ....	17-42	32	54
Williams, Ca. ....	6-42	33	48
Steinfeldt, Fla. ....	20-41	35	52
Manns, Oh. ....	41-31	28	46
Leclerc, Can. ....	24-42	32	52
Dyson, N.C. ....	36-41	54	78
Gonzales, Ca. ....	40-32	55	74
Lipovsky, Mn. ....	42-3	29	36
Moon, Oh. ....	30-40	37	58
M. Potts, Ks. ....	15-42	35	50

WON 15 LOST 16      1238    1782  
 Percentage 69.47

## 13. MOON, GEORGE — OH

Opponent	Score	R	SP
Bowker, Tx. ....	37-40	39	62
Rioux, Ct. ....	41-35	46	64
Baker, Il. ....	40-24	74	88
Martz, Pa. ....	41-26	41	54
Hollister, Vt. ....	34-40	49	70
Norwood, Tn. ....	43-21	48	62
Killgore, Mo. ....	25-40	33	48
Zadroga, Pa. ....	18-40	32	52
Beshore, Pa. ....	40-15	34	46
Pogue, Mo. ....	35-40	45	68
Kugler, Oh. ....	42-30	43	62
Sarbaugh, Oh. ....	28-40	35	60
Mills, In. ....	10-43	42	60
Chapelle, Or. ....	42-23	31	44
Bonani, Ma. ....	41-25	54	68
Potts, Ks. ....	27-40	47	68
Steinfeldt, Fla. ....	17-40	29	50
Knisley, Oh. ....	7-45	32	54
Perry, Va. ....	38-40	65	84
Williams, Ca. ....	12-40	48	64
DiMartino, N.Y. ....	39-42	59	80
Seibold, In. ....	33-41	41	62
Cone, Ia. ....	22-40	46	60
VanSant, In. ....	31-41	45	66
Dyson, N.C. ....	22-40	35	54
Gonzales, Ca. ....	41-27	50	68
Manns, Oh. ....	40-33	56	74
Leclerc, Can. ....	42-31	55	70
M. Potts, Ks. ....	40-27	49	60
Tyson, N.Y. ....	40-30	40	58
Lipovsky, Mn. ....	43-25	49	70

WON 14 LOST 17      1392   1950  
 Percentage 71.38

## 14. VAN SANT, KARL — Tn.

Opponent	Score	R	SP
Rioux, Ct. ....	43-30	48	70
Baker, Il. ....	40-27	41	54
Martz, Pa. ....	41-27	52	72
Bowker, Tx. ....	37-41	58	78
Norwood, Tn. ....	43-25	49	60
Killgore, Mo. ....	43-34	45	64
Zadroga, Pa. ....	40-32	33	50
Hollister, Vt. ....	40-14	53	60
Pogue, Mo. ....	40-39	57	78
Kugler, Oh. ....	41-18	43	54
Sarbaugh, Oh. ....	23-40	51	70
Beshore, Pa. ....	40-26	62	82
Chapelle, Or. ....	42-28	59	74
Bonani, Ma. ....	42-15	52	66
R. Potts, Ks. ....	41-32	38	56
Mills, In. ....	42-28	54	68
Dyson, N.C. ....	15-42	40	60
Gonzales, Ca. ....	29-42	50	70
Tyson, N.Y. ....	40-25	37	52
Leclerc, Can. ....	28-41	31	52
Manns, Oh. ....	34-42	52	78
M. Potts, Ks. ....	10-40	18	38
Lipovsky, Mn. ....	37-42	58	76
Moon, Oh. ....	41-31	49	66
Williams, Ca. ....	15-42	28	50
Knisley, Oh. ....	3-42	19	34
Perry, Va. ....	30-44	58	84
Steinfeldt, Fla. ....	17-40	23	42
Seibold, In. ....	8-40	26	44
Cone, Ia. ....	16-44	40	58
DiMartino, N.Y. ....	6-42	36	52

WON 16 LOST 15      1360   1912  
 Percentage 71.12

## 15. POTTS, MERLIN — Ks.

Opponent	Score	R	SP
Baker, IL. ....	14-40	25	42
Martz, Pa. ....	40-29	45	64
Bowker, Tx. ....	36-40	41	62
Rioux, Ct. ....	23-42	41	64
Killgore, Mo. ....	42-36	48	68
Zadroga, Pa. ....	43-33	28	54
Hollister, Vt. ....	42-38	67	94
Norwood, Tn. ....	6-42	20	36
Kugler, Oh. ....	41-9	44	54
Sarbaugh, Oh. ....	41-36	44	62
Beshore, Pa. ....	42-20	36	54
Pogue, Mo. ....	40-29	47	62
Bonani, Ma. ....	40-32	37	50
R. Potts, Ks. ....	41-12	37	46
Mills, In. ....	28-40	47	64
Chapelle, Or. ....	28-40	30	48
Perry, Va. ....	24-41	47	68
Williams, Ca. ....	12-40	50	68
Steinfeldt, Fla. ....	22-42	47	64
Knisley, Oh. ....	10-42	30	48
Cone, Ia. ....	9-40	29	50
VanSant, In. ....	40-10	27	38
DiMartino, N.Y. ....	18-42	37	54
Seibold, In. ....	38-40	47	70
Leclerc, Can. ....	22-42	33	50
Dyson, N.C. ....	44-38	69	88
Gonzales, Ca. ....	29-42	68	86
Manns, Oh. ....	19-44	41	66
Tyson, N.Y. ....	27-40	45	60
Lipovsky, Mn. ....	45-19	33	44
Moon, Oh. ....	42-15	44	50

WON 14 LOST 17      1284   1828  
 Percentage 70.24

## 16. MANNS, OSCAR — OHIO

Opponent	Score	R	SP
Martz, Pa. ....	28-42	42	68
Bowker, Tx. ....	40-16	37	48
Rioux, Ct. ....	42-8	27	36
Baker, Il. ....	27-40	46	64
Zadroga, Pa. ....	32-41	36	56
Hollister, Vt. ....	19-45	27	46
Norwood, Tn. ....	16-42	33	52
Killgore, Mo. ....	14-41	41	58
Sarbaugh, Oh. ....	41-21	40	58
Beshore, Pa. ....	42-17	35	48
Pogue, Mo. ....	45-23	38	54
Kugler, Oh. ....	40-17	36	46
Potts, Ks. ....	42-8	32	40
Mills, In. ....	40-18	33	44
Chapelle, Or. ....	42-34	66	82
Bonani, Ma. ....	17-42	26	46
Williams, Ca. ....	25-42	44	60
Steinfeldt, Fla. ....	27-41	62	80
Knisley, Oh. ....	24-40	44	62
Perry, Va. ....	42-30	45	62
VanSant, In. ....	42-34	56	78
DiMartino, N.Y. ....	40-36	54	78
Seibold, In. ....	32-41	41	62
Cone, Ia. ....	20-40	21	42
Tyson, N.Y. ....	31-41	26	46
Lipovsky, Mn. ....	44-31	68	88
Moon, Oh. ....	33-40	52	74
M. Potts, Ks. ....	44-19	46	66
Gonzales, Ca. ....	33-42	54	74
Dyson, N.C. ....	41-39	59	78
Leclerc, Can. ....	20-40	27	44

WON 15 LOST 16      1294   1840  
 Percentage 70.32

## 17. MARTZ, CLYDE — PA.

Opponent	Score	R	SP
Manns, Oh. . . . .	42-28	47	68
M. Potts, Ks. . . . .	29-40	43	64
VanSant, In. . . . .	27-41	49	72
Moon, Oh. . . . .	26-41	36	54
Tyson, N.Y. . . . .	18-41	46	62
Gonzales, Ca. . . . .	14-41	26	44
Lipovsky, Mn. . . . .	40-33	36	50
Dyson, N.C. . . . .	41-37	50	70
Cone, Ia. . . . .	42-38	42	56
DiMartino, N.Y. . . . .	29-41	52	74
Leclerc, Can. . . . .	42-26	58	74
Perry, Va. . . . .	18-42	37	54
Seibold, In. . . . .	22-41	48	64
Williams, Ca. . . . .	18-41	65	84
Steinfeldt, Fla. . . . .	21-41	37	56
Knisley, Oh. . . . .	10-40	29	44
Rioux, Ct. . . . .	41-17	33	44
Chapelle, Or. . . . .	41-37	36	50
Beshore, Pa. . . . .	40-32	37	64
Kugler, Oh. . . . .	45-27	38	54
Norwood, Tn. . . . .	29-42	51	76
Bonani, Ma. . . . .	42-23	37	52
R. Potts, Ks. . . . .	40-13	33	44
Sarbaugh, Oh. . . . .	34-41	38	64
Zadroga, Pa. . . . .	35-41	49	66
Mills, In. . . . .	40-18	41	52
Baker, Il. . . . .	19-40	47	66
Bowker, Tx. . . . .	40-38	41	60
Killgore, Mo. . . . .	29-40	32	52
Hollister, Vt. . . . .	12-40	44	60
Pogue, Mo. . . . .	41-18	33	44

WON 14 LOST 17

1291 1838

Percentage 70.23

## 18. BAKER, CLIFFORD — IL

Opponent	Score	R	SP
M. Potts, Ks. . . . .	40-14	34	42
VanSant, In. . . . .	27-40	36	54
Moon, Oh. . . . .	24-40	68	88
Manns, Oh. . . . .	40-27	51	64
Gonzales, Ca. . . . .	40-13	45	52
Lipovsky, Mn. . . . .	40-31	49	64
Dyson, N.C. . . . .	41-15	35	46
Tyson, N.Y. . . . .	42-33	33	46
DiMartino, N.Y. . . . .	36-41	68	90
Leclerc, Can. . . . .	32-42	51	72
Perry, Va. . . . .	35-42	44	60
Cone, Ia. . . . .	19-40	61	78
Williams, Ca. . . . .	6-43	23	38
Steinfeldt, Fla. . . . .	7-40	28	44
Knisley, Oh. . . . .	29-41	63	84
Seibold, In. . . . .	7-41	29	48
Chapelle, Or. . . . .	43-39	43	70
Beshore, Pa. . . . .	17-42	24	44
Kugler, Oh. . . . .	42-12	45	58
Rioux, Ct. . . . .	40-12	44	52
Bonani, Ma. . . . .	42-27	46	62
Potts, Ks. . . . .	42-16	37	46
Scarbaugh, Oh. . . . .	16-40	24	42
Norwood, Tn. . . . .	36-41	60	84
Hollister, Vt. . . . .	18-42	43	62
Pogue, Mo. . . . .	30-40	41	62
Martz, Pa. . . . .	40-19	53	66
Killgore, Pa. . . . .	42-29	59	76
Mills, In. . . . .	40-22	41	54
Zadroga, Pa. . . . .	41-25	48	60
Bowker, Tx. . . . .	38-43	48	74

WON 15 LOST 16

1374 1882

Percentage 72.62

## 19. RIOUX, NORM — CT.

Opponent	Score	R	SP
VanSant, In. . . . .	30-43	44	70
Moon, Oh. . . . .	35-41	44	64
Manns, Oh. . . . .	8-42	15	36
M. Potts, Ks. . . . .	42-23	45	64
Lipovsky, Mn. . . . .	35-42	65	88
Dyson, N.C. . . . .	27-41	40	62
Tyson, N.Y. . . . .	13-40	20	36
Gonzales, Ca. . . . .	3-40	15	34
Leclerc, Can. . . . .	36-41	39	60
Perry, Va. . . . .	3-40	12	28
Cone, Ia. . . . .	18-40	31	56
DiMartino, N.Y. . . . .	10-40	26	42
Steinfeldt, Fla. . . . .	22-43	59	76
Knisley, Oh. . . . .	19-42	50	66
Seibold, In. . . . .	17-42	44	62
Williams, Ca. . . . .	7-40	32	48
Martz, Pa. . . . .	17-41	25	44
Killgore, Mo. . . . .	27-40	29	52
Bowker, Tx. . . . .	32-40	32	54
Baker, Il. . . . .	12-40	34	52
Pogue, Mo. . . . .	30-41	33	60
Zadroga, Pa. . . . .	25-41	37	56
Mills, In. . . . .	37-42	59	80
Hollister, Vt. . . . .	44-13	27	36
Norwood, Tn. . . . .	40-33	48	64
Bonani, Ma. . . . .	32-41	36	56
Scarbaugh, Oh. . . . .	23-43	28	48
Potts, Ks. . . . .	43-26	43	60
Chapelle, Or. . . . .	25-40	27	46
Beshore, Pa. . . . .	32-42	39	70
Kugler, Oh. . . . .	31-40	31	48

WON 4 LOST 27

1109 1718

Percentage 64.6

## 20. BOWKER, COKE — TX.

Opponent	Score	R	SP
Moon, Oh. . . . .	40-37	40	62
Manns, Oh. . . . .	16-40	30	48
M. Potts, Ks. . . . .	40-36	42	62
VanSant, In. . . . .	41-37	60	78
Dyson, N.C. . . . .	23-42	54	78
Tyson, N.Y. . . . .	40-26	35	54
Gonzales, Ca. . . . .	41-36	47	60
Lipovsky, Mn. . . . .	40-36	41	62
Perry, Va. . . . .	7-41	16	32
Cone, Ia. . . . .	25-42	41	58
DiMartino, N.Y. . . . .	13-42	26	44
Leclerc, Can. . . . .	12-41	43	66
Knisley, Oh. . . . .	7-40	35	50
Seibold, In. . . . .	13-40	21	36
Williams, Ca. . . . .	6-40	20	34
Steinfeldt, Fla. . . . .	19-44	31	48
Beshore, Pa. . . . .	40-19	38	52
Kugler, Oh. . . . .	40-22	32	48
Rioux, Ct. . . . .	40-32	35	54
Chapelle, Or. . . . .	40-32	36	56
Potts, Ks. . . . .	26-41	33	56
Scarbaugh, Oh. . . . .	40-22	36	50
Norwood, Tn. . . . .	35-40	52	78
Bonani, Ma. . . . .	42-29	44	64
Killgore, Mo. . . . .	39-41	46	64
Hollister, Vt. . . . .	21-42	39	56
Pogue, Mo. . . . .	41-28	35	56
Martz, Pa. . . . .	38-40	41	60
Zadroga, Pa. . . . .	41-18	52	66
Mills, In. . . . .	41-28	55	72
Baker, Il. . . . .	43-38	51	74

WON 16 LOST 15

1207 1778

Percentage 67.89

## 21. ZADROGA, ALBERT — PA.

Opponent	Score	R	SP
Tyson, N.Y. ....	40-21	38	50
Gonzales, Ca. ....	26-45	40	64
Lipovsky, Mn. ....	25-40	33	54
Dyson, N.C. ....	41-33	55	74
Manns, Oh. ....	41-32	39	56
Potts, Ks. ....	33-43	26	54
VanSant, In. ....	32-40	29	50
Moon, Oh. ....	40-18	39	52
Seibold, Oh. ....	35-42	62	86
Williams, Ca. ....	38-41	47	68
Steinfeldt, Fla. ....	36-42	59	78
Knisley, Oh. ....	19-41	41	58
Cone, Ia. ....	40-39	56	74
DiMartino, N.Y. ....	28-40	40	58
Leclerc, Can. ....	3-42	18	36
Perry, Va. ....	9-41	27	42
Sarbaugh, Oh. ....	40-22	40	54
Norwood, Tn. ....	42-29	27	48
Bonani, Ma. ....	41-18	40	52
Potts, Ks. ....	42-13	28	34
Kugler, Oh. ....	42-11	32	38
Rioux, Ct. ....	41-25	42	56
Chapelle, Or. ....	41-21	35	46
Beshore, Pa. ....	44-36	49	66
Martz, Pa. ....	41-35	51	66
Killgore, Mo. ....	43-25	44	58
Hollister, Vt. ....	25-42	51	70
Pogue, Mo. ....	41-15	43	52
Bowker, Tx. ....	18-41	45	66
Baker, Il. ....	25-41	43	60
Mills, In. ....	40-20	52	68

WON 17 LOST 14      1271   1788  
 Percentage 71.08

## 22. KILGORE, CHARLES — MO.

Opponent	Score	R	SP
Gonzales, Ca. ....	35-40	53	72
Lipovsky, Mn. ....	43-17	33	42
Dyson, N.C. ....	38-41	46	64
Tyson, N.Y. ....	41-26	54	70
M. Potts, Ks. ....	36-42	46	68
VanSant, In. ....	34-43	41	64
Moon, Oh. ....	40-25	38	48
Manns, Oh. ....	41-14	50	58
Williams, Ca. ....	16-41	34	60
Steinfeldt, Fla. ....	9-42	31	54
Knisley, Oh. ....	16-40	43	62
Seibold, In. ....	18-41	57	80
DiMartino, N.Y. ....	41-31	73	88
Leclerc, Can. ....	40-35	64	82
Perry, Va. ....	18-42	52	72
Cone, Ia. ....	21-42	34	50
Kugler, Oh. ....	44-31	33	54
Rioux, Ct. ....	40-27	33	52
Chapelle, Or. ....	21-41	30	52
Beshore, Pa. ....	40-21	33	52
Scarbaugh, Oh. ....	33-45	44	66
Norwood, Tn. ....	40-16	42	54
Bonani, Ma. ....	33-40	44	70
R. Potts, Ks. ....	41-21	24	38
Bowker, Tx. ....	41-39	47	64
Zadroga, Pa. ....	25-43	39	58
Mills, In. ....	42-12	36	44
Baker, Il. ....	29-42	54	76
Martz, Pa. ....	40-29	37	52
Pogue, Mo. ....	42-6	31	36
Hollister, Vt. ....	16-42	47	62

WON 15 LOST 16      1323   1864  
 Percentage 70.97

## 23. NORWOOD, ROGER — TN

Opponent	Score	R	SP
Lipovsky, Mn. ....	43-14	38	48
Dyson, N.C. ....	44-28	51	70
Tyson, N.Y. ....	26-40	34	56
Gonzales, Ca. ....	33-41	53	70
VanSant, In. ....	25-43	43	60
Moon, Oh. ....	21-43	41	62
Manns, Oh. ....	42-16	41	52
M. Potts, Ks. ....	42-6	31	36
Steinfeldt, Fla. ....	17-40	34	50
Knisley, Oh. ....	11-43	16	34
Seibold, In. ....	16-40	45	64
Williams, Ca. ....	4-42	27	42
Leclerc, Can. ....	23-40	54	70
Perry, Va. ....	10-40	28	44
Cone, Ia. ....	20-42	43	60
DiMartino, N.Y. ....	26-42	53	72
Pogue, Mo. ....	45-31	44	60
Zadroga, Pa. ....	29-42	31	48
Mills, In. ....	34-42	51	76
Hollister, Vt. ....	44-30	55	70
Martz, Pa. ....	42-29	55	76
Killgore, Mo. ....	16-40	33	54
Bowker, Tx. ....	40-35	54	78
Baker, Il. ....	41-36	61	84
Rioux, Ct. ....	33-40	47	64
Kugler, Oh. ....	40-23	41	66
Beshore, Pa. ....	40-11	34	40
Chapelle, Or. ....	15-40	41	62
Bonani, Ma. ....	40-24	47	58
Sarbaugh, Oh. ....	41-31	43	58
R. Potts, Ks. ....	13-42	30	50

WON 13 LOST 18      1299   1834  
 Percentage 70.82

## 24. HOLLISTER, KEVIN — VT.

Opponent	Score	R	SP
Dyson, N.C. ....	12-40	22	42
Tyson, N.Y. ....	33-42	53	76
Gonzales, Ca. ....	38-43	69	88
Lipovsky, Mn. ....	24-40	46	64
Moon, Oh. ....	40-34	50	70
Manns, Oh. ....	45-19	35	46
M. Potts, Ks. ....	38-42	66	94
VanSant, In. ....	14-50	44	60
Knisley, Oh. ....	12-44	44	64
Seibold, In. ....	41-33	46	64
Williams, Ca. ....	8-41	23	40
Steinfeldt, Fla. ....	26-42	42	60
Perry, Va. ....	35-41	63	80
Cone, Ia. ....	41-18	46	62
DiMartino, N.Y. ....	36-42	62	82
Leclerc, Can. ....	43-21	55	68
Bonani, Ma. ....	40-3	40	48
Potts, Ks. ....	42-17	30	40
Sarbaugh, Oh. ....	40-17	37	52
Norwood, Tn. ....	30-44	50	70
Chapelle, Or. ....	40-29	47	72
Beshore, Pa. ....	42-15	50	58
Kugler, Oh. ....	41-7	37	48
Rioux, Ct. ....	13-44	17	36
Baker, Il. ....	42-18	49	62
Bowker, Tx. ....	42-21	45	56
Zadroga, Pa. ....	42-25	58	70
Mills, In. ....	41-22	62	74
Pogue, Mo. ....	41-18	41	52
Martz, Pa. ....	40-12	52	60
Killgore, Mo. ....	42-16	56	62

WON 18 LOST 13      1437   1920  
 Percentage 74.84

25. SARBAUGH, ELDEN — OH

Opponent	Score	R	SP
Cone, Ia. ....	27-41	33	48
DiMartino, N.Y. ....	12-41	30	50
Leclerc, Can. ....	19-41	40	58
Perry, Va. ....	28-42	43	66
Seibold, In. ....	5-40	28	46
Williams, Ca. ....	18-42	35	54
Steinfeldt, Fla. ....	12-40	24	42
Knisley, Oh. ....	9-41	28	50
Manns, Oh. ....	21-41	35	58
M. Potts, Ks. ....	36-41	42	62
VanSant, In. ....	40-23	57	70
Moon, Oh. ....	40-28	39	60
Tyson, N.Y. ....	29-41	32	52
Gonzales, Ca. ....	31-40	53	74
Lipovsky, Mn. ....	41-39	52	76
Dyson, N.C. ....	33-40	43	60
Zadroga, Pa. ....	22-40	35	54
Mills, In. ....	32-44	34	64
Hollister, Vt. ....	17-40	30	52
Pogue, Mo. ....	37-40	48	72
Killgore, Mo. ....	45-33	48	66
Bowker, Tx. ....	22-40	30	50
Baker, Il. ....	40-16	31	42
Martz, Pa. ....	41-34	42	64
Beshore, Pa. ....	30-18	36	46
Chapelle, Or. ....	34-40	47	70
Rioux, Ct. ....	43-23	35	48
Kugler, Oh. ....	43-27	51	68
R. Potts, Ks. ....	20-44	33	56
Norwood, Tn. ....	31-41	40	58
Bonani, Ma. ....	43-29	49	66

WON 10 LOST 21      1203   1802  
 Percentage 66.75

26. KUGLER, KEN — OH

Opponent	Score	R	SP
DiMartino, N.Y. ....	28-40	47	66
Leclerc, Can. ....	24-43	39	58
Perry, Va. ....	33-42	47	72
Cone, Ia. ....	27-40	48	66
Williams, Ca. ....	6-43	25	42
Steinfeldt, Fla. ....	20-40	28	48
Knisley, Oh. ....	24-43	50	72
Seibold, In. ....	29-40	34	52
M. Potts, Ks. ....	9-41	34	54
VanSant, In. ....	18-41	36	54
Moon, Oh. ....	30-42	39	62
Manns, Oh. ....	17-40	28	46
Gonzales, Ca. ....	20-40	43	62
Lipovsky, Mn. ....	28-42	53	72
Dyson, N.C. ....	41-33	56	70
Tyson, N.Y. ....	18-40	38	56
Killgore, Mo. ....	31-44	31	54
Bowker, Tx. ....	22-40	26	48
Baker, Il. ....	12-42	45	58
Martz, Pa. ....	27-45	32	54
Zadroga, Pa. ....	11-42	21	38
Mills, In. ....	31-43	39	64
Hollister, Vt. ....	7-41	27	48
Pogue, Mo. ....	40-39	44	74
R. Potts, Ks. ....	31-41	31	60
Norwood, Tn. ....	23-40	35	66
Bonani, Ma. ....	40-13	37	46
Sarbaugh, Oh. ....	27-43	48	68
Beshore, Pa. ....	41-21	54	68
Chapelle, Or. ....	32-42	38	60
Rioux, Ct. ....	40-31	34	48

WON 5 LOST 26      1187   1806  
 Percentage 65.72

27. POGUE, KEN — MO.

Opponent	Score	R	SP
Leclerc, Can. ....	19-45	45	64
Perry, Va. ....	15-40	39	58
Cone, Ia. ....	26-41	33	54
DiMartino, N.Y. ....	35-42	42	66
Steinfeldt, Fla. ....	8-41	23	40
Knisley, Oh. ....	41-28	37	54
Seibold, In. ....	41-8	35	42
Williams, Ca. ....	22-41	41	60
VanSant, In. ....	39-40	57	78
Moon, Oh. ....	40-35	45	68
Manns, Oh. ....	23-45	32	54
M. Potts, Ks. ....	29-40	44	62
Lipovsky, Mn. ....	40-38	57	72
Dyson, N.C. ....	35-42	59	82
Tyson, N.Y. ....	35-40	62	86
Gonzales, Ca. ....	42-33	40	60
Norwood, Tn. ....	31-45	44	60
Bonani, Ma. ....	33-40	47	70
R. Potts, Ks. ....	34-40	44	62
Sarbaugh, Oh. ....	40-37	49	72
Rioux, Ct. ....	41-30	36	60
Chapelle, Or. ....	1-40	11	30
Beshore, Pa. ....	28-41	30	50
Kugler, Oh. ....	39-40	43	74
Mills, In. ....	28-40	48	78
Baker, Il. ....	40-30	44	62
Bowker, Tx. ....	28-41	31	56
Zadroga, Pa. ....	15-41	35	52
Hollister, Vt. ....	18-41	33	52
Killgore, Mo. ....	6-42	20	36
Martz, Pa. ....	18-41	26	44

WON 8 LOST 23      1232   1858  
 Percentage 66.30

28. BESHORE, DAN — PA.

Opponent	Score	R	SP
Perry, Va. ....	17-40	36	54
Cone, Ia. ....	12-43	29	52
DiMartino, N.Y. ....	29-42	53	76
Leclerc, Can. ....	43-35	33	52
Knisley, Oh. ....	19-40	37	54
Seibold, In. ....	6-41	23	38
Williams, Ca. ....	8-41	21	42
Steinfeldt, Fla. ....	6-41	27	46
Moon, Oh. ....	15-40	26	46
Manns, Oh. ....	17-42	27	48
M. Potts, Ks. ....	20-42	30	54
VanSant, In. ....	26-40	59	82
Dyson, N.C. ....	18-40	30	48
Tyson, N.Y. ....	26-42	34	54
Gonzales, Ca. ....	19-42	39	60
Lipovsky, Mn. ....	28-41	52	74
Zadroga, Pa. ....	19-40	29	52
Baker, Il. ....	42-17	31	44
Martz, Pa. ....	32-40	37	64
Killgore, Mo. ....	21-40	28	52
Mills, In. ....	26-42	39	66
Hollister, Vt. ....	15-42	42	58
Pogue, Mo. ....	41-28	35	50
Zadroga, Pa. ....	36-44	46	66
Sarbaugh, Oh. ....	18-40	28	46
R. Potts, Ks. ....	41-36	39	64
Norwood, Tn. ....	11-40	24	40
Bonani, Ma. ....	42-26	41	56
Kugler, Oh. ....	21-41	46	68
Bowker, Tx. ....	42-32	45	70
Chapelle, Or. ....	40-30	36	58

WON 7 LOST 24      1102   1734  
 Percentage 63.6

## 29. POTTS, ROGER — KS

Opponent	Score	R	SP
Seibold, In. ....	11-41	19	38
Williams, Ca. ....	3-40	14	28
Steinfeldt, Fla. ....	31-40	65	82
Knisley, Oh. ....	15-40	35	54
Cone, Ia. ....	20-41	35	58
DiMartino, N.Y. ....	41-20	36	50
Leclerc, Can. ....	40-38	64	84
Perry, Va. ....	7-42	27	44
Tyson, N.Y. ....	40-31	43	62
Gonzales, Ca. ....	22-40	47	64
Lipovsky, Mn. ....	41-12	42	52
Dyson, N.C. ....	33-40	42	62
Manns, Oh. ....	8-42	23	40
Potts, Ks. ....	12-41	27	46
VanSant, In. ....	32-41	34	56
Moon, Oh. ....	40-27	51	68
Mills, In. ....	37-40	38	62
Hollister, Vt. ....	17-42	23	46
Pogue, Mo. ....	40-34	45	62
Zadroga, Pa. ....	13-42	18	34
Bowker, Tx. ....	41-26	37	56
Baker, Il. ....	16-42	29	46
Martz, Pa. ....	13-40	25	44
Killgore, Mo. ....	21-41	17	38
Kugler, Oh. ....	41-31	34	60
Beshore, Pa. ....	36-41	36	64
Chapelle, Or. ....	13-42	34	56
Rioux, Ct. ....	26-43	37	60
Sarbaugh, Oh. ....	44-20	40	56
Bonani, Ma. ....	42-24	43	64
Norwood, Tn. ....	42-13	39	50

WON 11 LOST 20  
Percentage 65.18

1099 1686

## 30. BONANI, CHARLIE — MA.

Opponent	Score	R	SP
Williams, Ca. ....	12-41	29	46
Steinfeldt, Fla. ....	15-42	41	62
Knisley, Oh. ....	13-42	31	46
Seibold, In. ....	32-42	48	64
DiMartino, N.Y. ....	34-40	59	76
LeClerc, Can. ....	40-37	42	60
Perry, Va. ....	23-40	59	76
Cone, Ia. ....	27-40	34	52
Gonzales, Ca. ....	7-45	26	48
Lipovsky, Mn. ....	43-39	81	108
Dyson, N.C. ....	14-44	24	44
Tyson, N.Y. ....	12-42	34	60
M. Potts, Ks. ....	32-40	34	50
VanSant, In. ....	15-42	46	66
Moon, Oh. ....	25-41	48	68
Manns, Oh. ....	42-17	35	46
Hollister, Vt. ....	3-40	29	48
Pogue, Mo. ....	40-33	48	70
Zadroga, Pa. ....	18-41	32	52
Mills, In. ....	16-41	43	62
Baker, Il. ....	27-42	41	62
Martz, Pa. ....	23-42	32	52
Killgore, Mo. ....	40-33	46	70
Bowker, Tx. ....	29-42	38	64
Chapelle, Or. ....	43-24	26	48
Rioux, Ct. ....	41-32	39	56
Kugler, Oh. ....	13-40	29	46
Beshore, Pa. ....	26-42	36	56
Norwood, Tn. ....	24-40	41	58
R. Potts, Ks. ....	24-42	38	64
Sarbaugh, Oh. ....	29-43	44	66

WON 7 LOST 24  
Percentage 66.79

1233 1846

## 31. CHAPELLE, BARRY — OR.

Opponent	Score	R	SP
Steinfeldt, Fla. ....	24-45	42	62
Knisley, Oh. ....	10-42	24	44
Seibold, In. ....	21-44	37	64
Williams, Ca. ....	0-41	9	24
Leclerc, Can. ....	10-42	21	40
Perry, Va. ....	23-45	41	66
Cone, Ia. ....	33-41	56	80
DiMartino, N.Y. ....	38-40	40	68
Lipovsky, Mn. ....	7-40	30	48
Dyson, N.C. ....	36-42	41	62
Tyson, N.Y. ....	21-42	41	64
Gonzales, Ca. ....	21-42	40	62
VanSant, In. ....	28-42	54	74
Moon, Oh. ....	23-42	25	44
Manns, Oh. ....	34-42	62	82
M. Potts, Ks. ....	40-28	33	48
Baker, Il. ....	39-43	41	70
Martz, Pa. ....	37-41	36	56
Killgore, Mo. ....	41-21	36	52
Bowker, Tx. ....	32-40	32	56
Hollister, Vt. ....	29-40	47	72
Pogue, Mo. ....	40-1	23	30
Zadroga, Pa. ....	21-41	28	46
Mills, In. ....	17-40	25	44
Bonani, Ma. ....	24-43	29	48
Sarbaugh, Oh. ....	40-34	48	70
R. Potts, Ks. ....	42-13	44	56
Norwood, Tn. ....	40-15	49	62
Rioux, Ct. ....	40-25	32	46
Kugler, Oh. ....	42-32	40	60
Beshore, Pa. ....	30-40	32	58

WON 8 LOST 23  
Percentage 64.83

1138 1758

## 32. MILLS, JERRY — IN.

Opponent	Score	R	SP
Knisley, Oh. ....	11-43	42	62
Seibold, In. ....	21-42	39	56
Williams, Ca. ....	12-45	27	44
Steinfeldt, Fla. ....	11-40	32	48
Perry, Va. ....	37-42	59	82
Cone, Ia. ....	25-41	44	60
DiMartino, N.Y. ....	36-40	79	102
Leclerc, Can. ....	29-40	55	76
Dyson, N.C. ....	15-41	36	58
Tyson, N.Y. ....	42-28	39	52
Gonzales, Ca. ....	40-24	50	64
Lipovsky, Mn. ....	40-17	30	40
Moon, Oh. ....	43-10	53	60
Manns, Oh. ....	18-40	26	44
M. Potts, Ks. ....	40-28	50	64
VanSant, In. ....	28-42	50	68
R. Potts, Ks. ....	40-37	40	62
Sarbaugh, Oh. ....	44-32	40	64
Norwood, Tn. ....	42-34	54	76
Bonani, Ma. ....	41-16	50	62
Beshore, Pa. ....	42-26	45	66
Kugler, Oh. ....	43-21	43	64
Rioux, Ct. ....	42-37	61	80
Chapelle, Or. ....	40-17	34	44
Pogue, Mo. ....	40-28	52	78
Martz, Pa. ....	18-40	35	52
Killgore, Mo. ....	12-42	27	44
Hollister, Vt. ....	22-41	56	74
Baker, Il. ....	22-40	36	54
Bowker, Tx. ....	28-41	50	72
Zadroga, Pa. ....	20-40	47	68

WON 14 LOST 17  
Percentage 71.18

1381 1940



# Let PITCHER'S PAL

## help pick up the shoes

- Save your back
- Avoid fingernail damage
- Protect your hands

Send \$5<sup>95</sup> to:

post paid



**A  
Great  
Gift!**

Pitcher's Pal P.O. Box 583 West Middlesex Pa. 16159

### D. CURRY SWEEPS NORTH IDAHO OPEN — SANC. 85-357

**CLASS A** — Dean Curry, 7-0-65.8; George Sala, 5-2-57.6; Wally Rehard, 5-2-56.2; M. Martindale, 5-2-54.6; Norm Watson, 3-4-44.3; Jake Campbell, 2-5-41.9; Don Shove, 1-6-37.0; Elmer Currie, 0-7-35.8.

**CLASS B** — Wayne Scriven, 7-2-51.0; Ray Looper, 6-3-44.5; Todd Schoenwald, 6-3-43.8; Ken Kohler, 5-4-41.4; Al Ruesser, 5-4-39.9; Warren Burke, 4-5-38.7; Ed Lovejoy, 4-5-37.5; Earl Kettelson, 3-6-37.1; Del Schmelling, 3-6-35.0; Mickey O'Dell, 2-7-36.6.

**CLASS C** — Gerry Grunerud, 6-2-36.3; Pete Feist, 5-3-38.6; Matt Feist, 4-3-30.3; Wayne Hawkins, 3-4-40.0; Harold Granlund, 3-4-37.9; Quint Norlander, 3-4-36.6; Vern Sauter, 3-4-32.3; Virgil Brayette, 2-5-28.8.

**CLASS D** — Dean Oman, 6-0-34.7; Bob Jackson, 4-2-31.5; Tom Brownlee, 4-2-30.4; Sid Nigelow, 4-2-28.1; Larry Covey, 1-5-31.0; Barney Brownlee, 1-5-23.5; Cliff Johnson, 1-5-16.5.

**CLASS E** — Ed Lunceford, 6-1-30.5; Ross Watson, 5-2-24.8; Leo Benson, 4-2-25.8; Morris Martin, 4-2-19.4; John Erickson, 1-5-13.4; Art Hunter, 1-5-8.6; Lester Cathey, 1-5-7.2.

**WOMEN CLASS A** — Linda Feist, 5-1-42.9; Lorraine Woodman, 4-2-45.6; Hannah Foley, 4-2-43.3; Kathryn Feist, 4-2-37.0; Helen Watson, 3-3-38.8; Willa Lunceford, 1-5-40.2; Carlena Shove, 0-6-31.6.

**JUNIORS** — Craig Looper, 4-0-29.8; Chris Worth, 2-2-17.7; Kevin Watson, 0-4-9.5.

### JEROME, IDAHO FESTIVAL OF PRIDE — SANC. 85-358

**CLASS A** — Dan Tucker, 7-1-45.1; Doc Thackeray, 6-2-42.0; Lee Edwards, 5-2-41.1; Lyle Anderson, 4-3-37.5; Roger Evans, 3-4-41.2; Tony Apodaca, 2-5-35.3; Henry Reid, 1-6-36.1; Otto Kubal, 1-6-25.3.

**CLASS B** — Bob Mitchell, 9-2-38.2; Leo Peterson, 7-3-42.2; Lee Payton, 7-3-39.2; Earl Fallon, 6-3-41.5; Jerry Ostler, 5-4-31.3; Bruce Schroeder, 4-5-35.5; Doug Palmer, 4-5-32.0; Virgil Johnson, 4-5-31.9; Sam Williams, 1-8-29.5; Helen Payton, 0-9-17.4.

**CLASS C** — Hank Tencate, 7-0-40.3; Ralph Morgan, 6-1-36.5; Glen Stutzman, 4-3-35.3; Ted Gardner, 4-3-37.1; Clyde Marquez, 3-4-30.0; Bert Stoddard, 3-4-28.4; Wally Jerke, 1-6-18.2; Blaine Jerke, 0-7-15.9.

**CLASS D** — Ray Gustafson, 5-0-30.8; Lester Agee, 4-2-28.5; Harry Chapin, 4-3-20.1; Dean Blake, 3-3-22.6; Ed Pettit, 1-4-15.1.

**WOMEN CLASS** — Ruth Anderson, 5-1-30.8; Leona Reise, 4-2-29.1; Rose Kubal, 3-3-27.0.

### LATINO UNDEFEATED IN INDIAN VALLEY (CALIF.) OPEN CHAR SORG WINS WOMEN'S TITLE — SANC. 85-256

**A-1** — Monte Latino, 7-0-63.0; Don Williams, 6-1-61.0; Verden Zelmar, 4-3-56.7; Richard McCutcheon, 3-4-56.7; Marty Dunn, 3-4-50.3; Jack Sorg, 3-4-49.3; Juke Basham, 2-5-51.0.

## INDIAN VALLEY OPEN — (Continued)

**A-2** — Pete Donoho, 7-0-52.0; Joe White, 6-1-49.7; Talbert Stout, 5-2-47.3; Dale Koistinen, 4-3-40.3; Otis Hubbard, 2-5-39.0; Lee Oliver, 2-5-36.7; Jim Long, 2-5-23.2.

**A-3** — Roy Diffner, 6-2-36.7; Leigh Graves, 6-3-35.0; Bob Lloyd, 5-3-29.4; Jim Keyes, 4-3-25.7; Bob Grisaffi, 3-4-34.7; Jay Bush, 3-4-31.7; Joe Ferrau, 3-4-27.3.

**A-4** — Ralph Morrison, 7-0-42.0; Sylvan Stratton, 5-2-38.7; Dwain Hettinger, 5-2-30.7; Harvey Merino, 3-4-27.0; Mark Rilea, 3-4-27.0; Chick White, 3-4-22.7; Buck Gendron, 2-5-27.3.

**A-5** — John Riles, 7-0-32.3; Thermon Watkins, 5-2-29.7; Leo Wanner, 5-2-24.7; Randy Daniel, 5-2-24.0; Laurel Fisher, 3-4-26.3; Jerry Beach, 2-5-22.7; Ron McCutcheon, 1-6-17.7.

**A-6** — Lee Hardy, 7-0-28.9; Jim Cosgrove, 5-2-28.6; Lee Henninger, 5-2-19.7; Bob Becker, 4-3-21.7; Glen Rains, 3-4-13.7; Victor Nicoli, 2-5-16.9; Bill Terry, 1-6-16.9; Bob Bendorf, 1-6-14.9.

**A-7** — Terry Wood, 4-1-16.8; Mike Stockton, 3-2-22.8; Marvin Cunningham, 3-2-14.4; Bill Lewis, 3-2-13.6; Bob Alling, 2-3-14.0; Bill Padgett, 0-5-10.8.

**WOMEN — A-1** — Char Sorg, 5-0-44.0; Marthe Dunn, 4-1-47.2; Karen Alling, 2-3-38.4; Lillian Lloyd, 2-3-34.0; Joann Wanner, 1-4-30.8; June Jordan, 1-4-30.0.

**A-2** — Jean Bush, 6-1-24.0; Theora Wilson, 5-2-26.0; Marion Hilpert, 5-2-24.3; Bonnie White, 4-3-23.3; Susie Rains, 3-4-18.0; Twila Zelmar, 3-4-17.7; Gail Cook, 2-5-13.7.

**A-3** — Charlene Mullen, 7-0-21.0; Judy Garcia, 5-2-12.7; Norma Melton, 4-3-12.3; Toni Hilpert, 4-3-11.3; Becky Wood, 4-3-10.6; Cecilia Hernandez, 2-5-7.0; Joan McCutcheon, 2-5-4.0.

**JUNIORS — A-1** — Kevin Otto, 3-1-10.0; Mike Condrey, 1-3-4.5.

DESIGNED FOR MAXIMUM PERFORMANCE

# IMPERIAL

## CAST MODEL

WIDER, THICKER BLADES

U.S.A. PRICES  
(Postpaid)

1 Pair .....	\$26.00
2 to 5 Pair .....	\$25.00
6 Pr. & Over .....	\$20.00
	Freight Collect

## FORGED MODEL

HARDENED HOOKS AND  
POINTS

U.S.A. PRICES  
(postpaid)

1 Pair .....	\$39.00
2-5 Pair .....	\$37.00
	Freight Collect
6 Pair & Over .....	\$31.00

# CLYDE MARTZ

3726 Henley Dr.

Pittsburgh, Pa. 15235

PHONE: 412-731-4662

## RUEBEN LEE SWEEPS INDIAN VALLEY (CALIF.) OPEN KAREN ALLING TOPS IN LADIES — SANC. 85-257

**A-1** — Rueben Lee, 7-0-63.3; Juke Basham, 5-2-56.3; Verdant Zelmar, 4-3-46.2; Bert Charley, 4-3-45.9; Jack Sorg, 3-4-43.8; Joe White, 3-4-43.3; Floyd Voyce, 2-5-41.7.

**A-2** — Talbert Stout, 6-1-49.6; Auggie Fragale, 5-2-42.9; Lee Oliver, 4-3-42.5; Roland Jensen, 4-3-30.7; Harold Holbrook, 3-4-37.1; Roy Deffner, 3-4-28.9; Otis Hubbard, 2-5-37.5; Jim Long, 1-6-33.2.

**A-3** — Fred Canfield, 6-1-47.9; Leigh Graves, 4-3-34.2; Jay Bush, 4-3-33.8; Joe Ferrans, 4-3-32.1; Marion Toddler, 4-3-30.8; Bob Lloyd, 3-4-28.8; Dick Boersig, 3-4-27.1.

**A-4** — Ralph Morrison, 6-1-34.2; Sylvan Stratton, 5-2-36.7; Dwain Hettinger, 4-3-35.8; Buck Gendron, 4-3-30.0; Chick White, 4-3-28.8; Harvey Merino, 3-4-24.6; Mark Rilea, 2-5-24.6.

**A-5** — Jim Cosgrove, 6-1-30.8; Mike Holbrook, 5-2-27.9; Laurel Fisher, 5-2-27.5; Leo Wanner, 4-3-22.1; Randy Daniel, 4-3-21.7; Lee Hardy, 2-5-25.8; Jerry Beach, 2-5-22.9.


**A-6** — Bill Terry, 4-1-31.5; Rodney Mullen, 3-2-26.5; Terry Wood, 3-2-17.0; Marvin Cunningham, 3-2-11.5; Mike Stockton, 1-4-21.5; Bob Bendorf, 1-4-13.0.

**WOMEN — A-1** — Karen Alling, 5-0-49.5; Josephine Charley, 4-1-38.5; Bonnie White, 2-3-27.0; Jean Bush, 2-3-24.0; Char Sorg, 1-4-37.0; Joann Wanner, 1-4-27.5.

**A-2** — Charlene Mullen, 7-0-20.8; Susie Rains, 6-1-22.9; Marion Hilpert, 5-2-21.7; Gail Cook, 4-3-10.8; Norma Melton, 2-5-13.3; Becky Wood, 2-5-11.3; Toni Hilpert, 2-5-7.9.

**JUNIORS** — Kevin Otto, 3-0-12.0; Mike Condrey, 2-1-9.3; Tom Alling, 1-2-4.0; Rocky Thompson, 0-3-4.0.

## "NEW" "GREEOTT GRABBER" the ultimate ringer keeper



Not JUST another horseshoe. The ultimate shock-absorbing, ringer saving design. Helps prevent loss of solidly hit ringers by rebounding.

Soft temper 2lb. 8oz.

\$28.00 pr. plus \$2.50 shipping, handling, to the 48 adjoining states. California residents add 6% tax. High grade steel casting. NOT cast iron. Send checks or money orders to:

"GREEOTT GRABBER" HORSESHOES  
c/o Steve Kynard 1380 Eagle Rock  
Woodland, CA 95695  
Or from NHPA representatives



## CENTRAL ORE. OPEN TITLE GOES TO LEGGETT (85-328)

**CLASS A-1** — Ridge Leggett, 7-0-77.9; Ben Wiedrich, 6-1-80.8; Jerry Gorton, 4-3-60.0; Dean Curry, 3-4-67.4.

**CLASS A-2** — Everett Clark, 3-4-58.4; Bill Graham, 2-5-56.3; Dave Gutscher, 2-5-50.7; Ron Ferguson, 1-6-52.4.

**CLASS B** — Chuck Seal, 5-1-52.8; Len Christensen, 4-2-44.8; Lee Wallace, 3-3-47.2; Loy Brown, 3-3-44.9; Roger Christianson, 3-3-43.7; Francis Hampton, 2-4-39.8; Betty Tatchio, 1-5-45.2.

**CLASS C** — Norman Cone, 6-0-48.6; Vic Hyder, 5-1-41.7; Larry Flanary, 3-3-41.6; Howard McDonald, 3-3-38.1; Esthel Benner, 2-4-44.3; Marvin Tatchio, 1-5-32.3; Phyllis Centell, 1-5-28.7.

**CLASS D** — Dan Hansen, 7-0-40.9; Phil Hendry, 6-1-38.8; Vern Wanless, 5-2-35.1; Jack Salter, 4-3-33.8; Gil Morgan, 3-4-30.9; Al Holland, 2-5-32.1; Art Robinson, 1-6-29.1; Bill Johnson, 0-7-20.3.

**CLASS E** — Laura Lee Samples, 6-0-40.1; Carolyn Ferguson, 4-2-36.0; Tom Ritter, 3-3-30.7; Clarence Wood, 3-3-34.2; Donna Graham, 3-3-30.5; Harland Towne, 1-5-29.1; Robert Wendling, 1-5-18.6.

**CLASS F** — Warner Kirlin, 4-1-24.5; Phil Bellefeuille, 3-2-25.0; Chuck Wenger, 3-2-22.9; Art Taylor, 3-2-23.2; Elmer Otnes, 1-4-18.5; Kathy Taylor, 1-4-17.4.

## SOUTHERN CALIF. ASSOCIATION TOURNAMENTS

**ARNIE MORTENSON OPEN — SANC. 85-145 — GROUP A-1** — Jerry Schneider, Anaheim, 6-1-64.1; Diane Lopez, Santa Barbara, 5-2-59.9; Eston Brown, Anaheim, 4-2-65.4; Don Gregson, Crestline, 3-3-57.0; Steve Silva, Santa Barbara, 2-4-46.3; Joe Dawsey, Oxnard, 1-5-47.1; Barbara Dow, Capistrano, 1-5-40.4.

**GROUP A-2** — Phyllis Morten, Whittier, 6-0-47.0; Pat Brady, Torrance, 4-2-37.0; Hank Kane, Norwalk, 3-3-36.9; Ray Silva, Santa Barbara, 3-3-36.3; Loris Hauck, Simi Valley, 3-3-32.0; Jesse Martinez, Bakersfield, 1-5-30.7; Leonard Lifton, Torrance, 1-5-28.4.

**GROUP A-3** — Clinton Broyles, Apple Valley, 5-1-25.3; Kee Blackrock, Maywood, 3-3-20.0; Elmer Landis, Bakersfield, 3-3-20.7; Dave Rodriguez, Santa Barbara, 3-3-27.7; Steve Ornelas, Clovis, 3-3-24.7; Jean Ornelas, Clovis, 3-3-24.3; Chuck Willis, Burbank, 2-4-22.7.

**GROUP A-4** — George Holland, Bakersfield, 5-1-17.0; Harry Crain, No. Hollywood, 3-3-16.7; Robert Ketnes, Sr., Norwalk, 3-3-11.0; Robert Kernes, Jr., Norwalk, 3-3-9.0; Emily Weeks, Norwalk, 3-3-3.0; Ron Fitzmorris, Port Hueneme, 2-4-13.0; Willard Harper, Bell Gardens, 2-4-10.3.

**LOUIS DEAN DOUBLES — SANC. 85-146** — Mike Moyer-Gary Camren, 8-1; Joe Gamble-Ernie Hays, 7-2; Glen Wells-Gordon Wilcox, 6-3; William Jarvis-Jack Butler, 6-3; Barbara Dow-Emily Weeks, 5-4; Bill Ponder-Betty Papousek, 4-5; Bob Wells-Dave Roche, 4-5; Peter Trejo-Jim Dow, 3-6; Lester Grosenbach (Col.)-Ralph Alvine, 1-8; Bill Outlaw-Everett Seaman, 1-8.

**EMILY WEEKS OPEN — SANC. 85-147 — GROUP 1** — Earl Kerr, Laguna Hills, 6-1-47.7; Joe Gamble, San Diego, 5-2-56.4; Les Burroughs, Perris, 4-3-46.7; Tad Besemer, San Diego, 3-4-45.7; Barbara Dow, Capistrano, 3-4-41.3; Bob Wells, Lakeside, 2-5-42.9; Carl Grabow, Chula Vista, 3-4-35.9; Phyllis Morten, Whittier, 2-5-39.8.

**GROUP 2** — Steve Wyrill, Descanso, 6-1-41.9; William Jarvis, San Diego, 5-2-35.0; Hank Kane, Norwalk, 4-3-38.0; Frank O'Brien, Escondido, 4-3-32.8; Bill Outlaw, Santee, 3-4-30.4; Peter Trejo, Vista, 3-4-27.9; Bill Ponder, San Diego, 2-5-29.4; Glen Wells, El Cajon, 1-6-23.7.

**GROUP 3** — Betty Papousek, San Diego, 6-0-34.8; Jack Butler, San Diego, 5-1-23.0; Don Taylor, El Cajon, 4-2-27.7; Everett Seaman, San Diego, 2-4-20.0; Dave Roche, Lakeside, 2-4-12.0; Emily Weeks, Norwalk, 1-5-4.7; Ralph Alvine, Chula Vista, 1-5-10.0.

## WESTERN PENNA. OPEN TOURNAMENT (SANCTIONED)

**CLASS A** — R. Rugg, 7-0-63.0; E. Dennison, 6-1-59.5; P. Vlacho, 5-2-56.4; K. VonKleist, Jr., 4-3-51.9; P. Zdrale, 2-5-42.9; R. White, 2-5-42.8; J. Roebuck, 1-6-45.3; V. Sedlacek, 1-6-42.9.

**CLASS B** — E. Horneman, 7-0-54.8; J. Stadler, 5-2-50.3; R. Welton, 4-3-51.2; C. Schech, 4-3-47.3; T. Piscollish, 3-4-52.3; B. Rugg, 2-5-44.1; P. Gemze, 2-5-40.3; C. Herbe, 1-6-35.2.

**CLASS C** — H. Browne, 5-2-52.3; D. Maxwell, 5-2-46.0; J. Trayer, 5-2-51.1; J. Geci, 4-3-47.6; F. Morgan, 4-3-46.2; B. Lapping, 2-5-38.3; R. Bonyak, 2-5-38.2; H. Markel, 1-6-39.5.

**CLASS D** — D. Mayar, 7-0-52.9; H. Hansen, 5-2-47.6; O. Wagner, 4-3-47.3; J. Marus, 4-3-43.3; K. Widdowson, 3-4-38.9; G. Fulton, 3-4-38.9; R. Maroni, 2-5-34.8; D. Orr, 0-7-33.4.

**WESTERN PENNA. OPEN — (Continued)**

**CLASS E** — L. White, 6-1-50.0; B. Korzon, 6-1-45.0; M. Stenach, 4-3-44.4; W. Wood, 4-3-40.9; T. McKendree, 4-3-38.4; C. Carnahan, 2-5-31.8; B. Weigel, 2-5-40.3; R. Weiss, 0-7-31.5.

**CLASS F** — B. Hartzell, 7-0-36.9; W. Hixson, 4-3-41.7; T. Cancilla, 4-3-38.7; R. Brinkley, 4-3-35.9; G. Glacken, 3-4-30.4; C. Denk, 3-4-22.9; G. Zayac, 2-5-35.4; J. Krouse, 2-5-31.4.

**CLASS G** — A. Punturi, 5-2-37.7; A. Stoddard, 5-2-33.4; C. Jones, 4-3-38.2; B. Klaber, 4-3-38; D. Carnahan, 3-4-28; G. Keth, 5-2-35.2; J. Tedrow, 1-6-26.4; K. Bowser, 1-6-32.7.

**CLASS H** — J. Michlenz, 7-0-33.9; P. Cunningham, 5-2-35; W. Carnahan, 5-2-30.9; B. Horton, 3-4-40.7; G. Zayac, 3-4-34.1; T. Carnahan, 2-5-22.3; P. Decker, 0-7-11.3; D. Carnahan, 4-3-29.

**CLASS I** — H. Taylor, 5-2-33.4; C. Mock, Sr., 5-2-18.6; M. Stute, 5-2-26.7; V. Dotts, 4-3-28.4; G. Carnahan, 4-3-27.6; C. Mock, Jr., 4-3-22; B. Jeffries, 1-6-22.3; C. Genhur, 0-7-19.5.

**CLASS J** — H. Leise, 5-1-27.8; D. Carnahan, 5-1-28.1; B. Rinehart, 4-2-28.4; T. Hamacek, 3-3-24.7; B. Stover, 2-4-17.9; J. Forish, 1-5-27.6; E. Forish, 1-5-22.2.

**CLASS K** — B. Campbell, 6-1-24; F. Budner, 6-1-21.5; T. Marusa, 6-1-22.8; R. Wolfgong, 4-3-22.9; D. Kahle, 3-4-14.9; B. Frye, 2-5-11.4; S. Wood, 1-6-12.6; L. Fullgraf, 0-7-11.0.

**CLASS L** — G. Blehi, 5-0-22.2; K. Turnbull, 4-1-12.5; D. Snavelly, 2-3-12.9; J. Shaffer, 2-3-9.6; M. Shaffer, 2-3-5.8; S. Shaffer, 0-5-5.7.

**JUNIORS** — Michelle Carnahan, 6-0-23.4; B. Stover, 4-2-17.2; J. Kingsley, 4-2-14; T. Mock, 4-2-13.8; B. Mock, 2-4-3.4; M. Mock, 1-5-2.9; S. McNivens, 0-5-4.

**WOMEN CLASS A** — D. Carnahan, 6-1-42.2; G. Rugg, 5-2-41.3; L. Dolby, 4-3-35.7; E. Weston, 4-3-34.6; C. Rinehart, 4-3-33.9; S. Dagan, 3-4-34.3; L. Marshall, 1-6-26.6; K. Weston, 1-6-24.2.

**WOMEN CLASS B** — M. Wood, 7-0-30.2; S. Carnahan, 6-1-33.9; M. Orr, 5-2-34.2; H. Morgan, 3-4-30.6; J. Reefer, 2-5-17.9; B. White, 2-5-16.0; R. Carnahan, 2-5-15.4; K. Kahle, 1-6-18.2.

**WOMEN CLASS C** — A. Marusa, 6-1-14.8; L. Tulley, 6-1-18.6; J. Frye, 5-2-12.1; C. Bimber, 3-4-15.1; L. Hillard, 3-4-11; R. Tedrow, 3-4-8; B. Berkey, 2-5-3.2; L. Knopsnyder, 0-7-4.8.

**NORTHEAST OHIO DISTRICT — SANCTION 85-46**

**MENS CLASS A** — Oscar Manns, 6-1-70.7; Henry Hostetler, 6-1-60.6; Ansil Copeland, 5-2-67.6; Wayne Luoma, 4-3-58.4; Joe Markiewicz, 4-3-55.9; Tom Wennerstrom, 2-5-48.0; John Remington, 1-6-51.1; Charles Dunlap, 0-7-43.8.

**MENS CLASS B** — Larry Luoma, 8-1-57.9; Joe Mazurco, 8-1-58.1; Greg Bean, 6-3-56.8; Bill Zieske, 6-3-51.4; Bob Lautenschleger, 5-4-54.6; Guy Wills, 4-5-46.2; Charlie Brotzman, 3-6-46.2; Armond Frabotta, 3-6-43.9; Paul Carr, 2-7-48.8; Walter Pierce, 0-9-43.0.

**MENS CLASS C** — George F. Christian, 6-1-41.4; John Beharry, 5-2-42.1; Ray Slocum, 5-2-39.0; John Falley, 5-2-38.6; John Kovach, 3-4-35.5; Gordon Miller, 2-5-35.5.

**MENS CLASS E** — Dick Johnson, 6-1-33.3; Marion Donaldson, 6-1-32.8; Michael Gulrich, 5-2-34; Wayne Redford, 5-2-31.5; Gene Fenton, 2-5-24.8; John Fuderic, 3-4-21.6; Ray Gunning, 1-6-15.9; Ron Thomas, 0-7-16.0.

**MENS CLASS D** — Cancelled due to weather.

**CLASS A WOMEN** — Betty Dunlap, 4-1-52.6; Jeannie Spaller, 4-1-57.5; Marge Spaller, 0-4-37.5.

**CLASS B WOMEN** — Vernie Cicirelli, 6-0-36.5; Helen Miller, 4-2-43.2; Virginia Cotter, 2-4.

**CLASS C WOMEN** — Lois Luhta, 5-0-23.6; Margie Palsa, 4-1-20.3; Mary Greene, 1-4-9.0.

**JUNIORS BOYS CLASS A** — Brian Shira, 5-0-37.5; Dana Krause, 4-1-27.7; Aaron Jacobs, 3-2-20.7; Colby Hopkins, 2-3-27.0; Dean Krause, 1-4-26.4; Charlie Greene, 0-5-7.5.

**JUNIOR BOYS CLASS B** — Andy Lenart, 7-0-20.8; Tim Wennerstrom, 6-1-18.6; Rory Krause, 4-3-13.8; Bruce Hopkins, 2-5-3.0; Matt Wertman, 1-6-4.0.

**JUNIOR GIRLS** — Won by Anne Marie Pedaci of Painesville, Ohio.



Off I-94, Between Hwys. 20 & 11

414-886-8555

14000 LEETSBIR ROAD, STURTEVANT, WI 53177

**PRESENTS**  
**2nd Annual**

**CANADIAN-AMERICAN INTERNATIONAL**  
**FRIENDSHIP OPEN**

**FEBRUARY 13 thru 16, 1986**

**4 PERSON PRELIMINARY TEAM ROUND-ROBIN**  
**WITH CHAMPIONSHIP FINALS**

**DETAILS, INCLUDING PRIZE MONEY, WILL BE**  
**ANNOUNCED NEXT MONTH**

**ED MANN TOURNAMENT — AZTEC, N.M. — SANC. 85-173**

**CLASS A** — V. Piccoli, 2-1-46.6; Mel Larkins, 1-2-38.6.

**CLASS B** — G. Johnson, 23.0; C. Larkins, 21.6; M. Carrilo, 20.0.

**CLASS C** — I. Perrino, 25.0; C. Coolidge, 20.8; D. Otero, 15.8.

**CLASS D** — D. Larkins, 14.5; M. Lindsay, 11.6; S. Jones, 9.4.

**CLASS E** — P. Otero, 10.0; E. Kysar, 6.0; A. Carvill, 3.7.

**JUNIORS** — S. Morrison, 10.0; C. Larkins, 3.3.

**KNISLEY COPS NEWS HERALD OPEN — PAINESVILLE, OHIO**  
**DUNLAP, LADIES — WENNERSTROM, JRS. — SANC. 85-556**

The 3rd annual News Herald Tournament was held at the Lake County Fairgrounds in Painesville, Ohio on Aug. 10-11, 1985. Sponsors for this tournament were obtained by the Willoughby Rotary Club under the direction of Dr. Walter Sargent, and the donations, in excess of \$3,000.00, were divided evenly between the tournament prize money and the Clothe-A-Child charity fund. The tournament was managed by the Painesville Horseshoe Club.

**CHAMPIONSHIP CLASS** — Jim Knisley, 4-1-75.2; Oscar Manns, 4-1-69.6; Don Kuchcinski, 3-2-69.6; Steve Kuchcinski, 3-2-64.4; Henry Hostetler, 1-4-63.2; Ron Kuchcinski, 0-5-62.4.

**CLASS A** — Tom Wennerstrom, 5-0-62.4; Walt Sargent, 3-2-57.6; Phil Spiesman, 3-2-54.8; Joe Markiewicz, 3-2-51.6; Joe Mazzurco, 1-4-50.4; John Remington, 0-5-45.2.

**PAINESVILLE, OHIO — (Continued)**

**CLASS B** — Joe Kuchcinski, 4-1-57.2; Frank Yokopovich, 4-1-52.4; Ford Christian, 4-1-44.4; Chuck Dunlap, 2-3-44.0; Larry Luoma, 1-4-36.4; Dick Spaller, 0-5-34.4.

**CLASS C** — Earl VanSant, 4-1-48.8; Charlie Brotzman, 4-1-45.2; Armond Frabbotta, 2-3-46.8; John Kovach, 2-3-39.2; Tom Randolph, 2-3-37.6; Guy Wills, 1-4-42.8.

**CLASS D** — Frank Morgan, 4-1-44.8; John Beharry, 4-1-38.0; John Weaver, 2-3-44.0; John Revack, 2-3-39.6; Bill Sammons, 2-3-40.4; John Lalley, 1-4-38.8.

**CLASS E** — Frank Hiendlmayr, 4-1-39.2; Gordon Miller, 3-2-38.8; Tim Gould, 3-2-39.2; Ray Slocum, 2-3-40.0; Jess Fenton, 2-3-36.4; Ray Greene, 1-4-38.8.

**CLASS F** — Joe Abbott, 6-0-45.0; Earl Kilchenman, 3-3-31.0; Dick Zielenski, 2-4-34.0; Greg Hartegan, 1-5-25.0.

**CLASS G** — Ed Slavick, 5-1-35.0; Dwaine Ringler, 3-3-35.7; Dick Johnson, 2-4-29.7; John Mathias, 2-4-30.3.

**CLASS H** — Ray Rogaliner, 6-0-29.2; Rudy Kobe, 3-3-21.3; John Fuduric, 2-4-23.3; Bob McKinney, 1-5-20.8.

**CLASS I** — Ben Yuki, 2-0-23.0; Ron Thomas, 0-2-21.0.

**CLASS A WOMEN** — Betty Dunlap, 6-0-61.3; Jeannie Spaller, 4-2-57.7; Shirley Spiesman, 2-4-52.3; Sheri Dagan, 0-6-37.3.

**CLASS B WOMEN** — Vernie Cicirelli, 5-1-42.5; Margie Palsa, 3-3-29.6; Mary Mathias, 2-4-22.5; Helena Morgan, 2-4-19.2.

**CLASS C WOMEN** — Marilyn Thomas, 5-1-29.6; Lois Luhta, 4-2-28.8; Mary Greene, 3-3-24.2; Joanne Sopko, 0-6-10.0.

**JUNIORS** — Tim Wennerstrom, 5-0-34.0; Charlie Greene, 3-2-33.0; Bryan Schira, 3-2-29.5; Tony Fuduric, 3-2-24.0; Aaron Jacobs, 1-4-23.5.

---

# FREE!

## Trophy & Awards Catalog

---



Call Toll-Free  
**1-800-628-9657**  
In Mass. 1-800-282-7789

---

**DINN BROS. The Trophy People**

P.O. Box 111 • 68 Winter St. • Holyoke, MA 01041

---

COVER PICTURE. . . Shown this month is Walter Ray Williams, Jr. holding his World Championship trophy and his check for \$2500.00 as the 1985 World Champion. By winning the title, he became the 17th men's champion to finish the tournament undefeated.

## WASHINGTON STATE ASSOCIATION TOURNAMENTS

**FOSS MEMORIAL TACOMA, WA. — SANC. 85-380 — CLASS A —** Peter Clark, Port Orchard, 7-0-71.2; Ed Fishel, Neilton, 6-1-66.4; Ken Elvig, Bellingham, 4-3-58.1; Margaret Byfield, Mt. Vernon, 3-4-61.4; Elaine Weisdepp, Olympia, 3-4-54.3; Verl Lawson, Shelton, 2-5-54.5; Brad Pederson, Bothell, 2-5-44.7; Don Jones, Olympia, 1-6-53.3.

**CLASS B —** Dan Leary, Steilacoom, 5-2-58.6; Les Buchert, Seattle, 4-3-53.7; Bob Hoerner, Tacoma, 4-3-51.9; Len Weisdepp, Olympia, 4-3-47.8; Bob Hughes, Burley, 4-3-47.3; Lee Moore, Port Angeles, 3-4-47.3; Mike Thorniley, Olympia, 2-5-52.1; Barney Heller, Everett, 2-5-46.5.

**CLASS C —** Jack Bush, Marysville, 7-0-52.0; Ray Sexton, Hoquiam, 6-1-48.1; Frank Woods, Tacoma, 5-2-48.1; Gene Beach, Marysville, 4-3-44.4; Walt Weik, Spanaway, 3-4-37.2; John Hilberg, Clinton, 2-5-37.0; Skip Schilperoot, Sunnyside, 1-6-33.5; Bob Clark, Port Orchard, 0-7-19.6.

**CLASS D —** Ken Kuper, Spanaway, 7-2-41.4; Art Hart, Gig Harbor, 5-3-44.1; Don Walker, Seattle, 5-3-42.9; Marv Herridge, Kent, 5-2-35.6; Errol Darling, Bremerton, 4-3-31.6; Harry Hedin, Kent, 3-4-41.0; Lyle Meuret, Everett, 1-6-31.4; Les Lingel, Marysville, 0-7-33.3.

**CLASS E —** Bill Edgecomb, Tacoma, 5-1-31.8; Wendell Roberts, Port Orchard, 4-2-25.1; Milt Johnson, Auburn, 4-2-22.7; Ahti Lane, Aberdeen, 2-4-23.4; Al Robbecke, Tacoma, 2-4-22.4; Wilson Franks, Tacoma, 2-4-17.7; Bill Connell, Tacoma, 2-4-16.3.

**CLASS F —** Frank Errigo, Tacoma, 7-1-30.9; Cy Kitchen, Tacoma, 6-2-33.8; L.P. Bodvin, 5-2-32.7; Cleve Woods, Graham, 5-2-32.4; Earl Hardie, Spanaway, 3-4-39.5; Pat Patterson, Everett, 2-5-32.5; Sig Pederson, Seattle, 1-6-23.5; Ted Bostwick, Sequim, 0-7-26.3.

**CLASS G —** John Miller, Maple Valley, 5-0-26.5; Tom W. Worthington, Spokane, 4-1-17.6; J. Halsey, 3-2-7.3; George Rachel, Everett, 2-3-12.1; Leonard Mott, Seattle, 0-5-2.2.

**VANCOUVER USA OPEN — SANC. 85-381 — CLASS A —** Ben Wiedrich, Oregon City, 7-0-76.7; Joe Krug, Yakima, 5-2-62.9; Ridge Leggett, Roseburg, 4-3-69.0; Lowell Davis, Cresswell, 4-3-67.2; Gerry Staley, Vancouver, 3-4-64.2; Jerry Gorton, Pleasant Hill, 3-4-57.9; Elaine Weisdepp, Olympia, 2-5-60.6; Don Jones, Olympia, 0-7-44.8.

**CLASS B —** Wally Rehard, Spokane, 5-2-52.0; Phil Tyler, Springfield, 4-3-54.9; Dan Leary, Steilacoom, 4-3-52.5; Lee Wallace, Terrebonne, 4-3-48.6; Bill Graham, Bend, 3-4-52.2; Mike Thorniley, Olympia, 3-4-51.1; Ron Ferguson, Vancouver, 3-4-48.3; Bob Hoerner, Tacoma, 2-5-46.4.

**CLASS C —** Ray Sexton, Hoquiam, Wa., 7-0-57.4; Eddie Garcia, Carlsbad, Ca., 6-1-49.0; Pete Zumaran, Portland, 4-3-48.0; Len Weisdepp, Olympia, 4-3-42.6; Don Ferguson, Vancouver, 3-4-46.0; Bob Sletten, Vancouver, 3-4-43.4; John Hilberg, Clinton, 1-6-35.8; Earl Kuper, Puyallup, 0-7-32.6.

**CLASS D —** Loy Brown, The Dalles, 6-1-49.4; Eugene Sorenson, Eugene, 4-3-50.0; Mel Shuss, Yacolt, 4-3-45.8; Tom Schram, Vancouver, 4-3-43.0; Len Christensen, Harrisburg, 4-3-42.6; Ken Kuper, Spanaway, 3-4-39.8; Jim Kosterman, Vancouver, 2-5-35.2; Larry Flanary, Springfield, 1-6-39.4.

**CLASS E —** Phil Tyler, Springfield, 7-0-56.7; Terry Collins, Port Angeles, 6-1-43.6; Duwayne Wiedrich, Portland, 4-3-35.0; Dick Culbertson, Oakridge, 3-4-36.1; Marv Tatchio, Salem, 3-4-35.3; Noel Ness, Eugene, 2-5-37.7; Cy Kitchen, Tacoma, 2-5-34.9; Ken Leatherman, Portland, 1-6-33.9.

**CLASS F —** Willard Hufschmid, Portland, 6-2-39.0; Wayne Maag, Portland, 6-3-34.9; Frank Errigo, Tacoma, 5-3-33.9; Lloyd Kilgore, Eugene, 4-3-35.3; Lloyd Likens, Portland, 4-3-33.3; Burton Gravelle, Castle Rock, 3-4-34.0; Miky Odell, Davenport, 2-5-30.1; Art Norlin, Portland, 0-7-28.9.

**CLASS G —** Vi Bushnell, Rockaway, 6-1-37.1; Al Holland, Lebanon, 4-3-35.4; Floyd Flemmer, Hillsboro, 4-3-32.2; Del Crandell, Camas, 4-3-22.5; Don Fagerness, LaCenter, 3-4-31.2; Bill Edgecomb, Tacoma, 3-4-30.5; Arnold Schlappi, Ridgefield, 3-4-28.6; Wendell Roberts, Port Orchard, 1-6-20.5.

**CLASS H —** George Kaufer, Portland, 6-0-30.3; Milt Johnson, Auburn, 4-2-21.3; Harland Towne, Cresswell, 3-3-30.0; Bill Connell, Tacoma, 3-3-23.9; Art Taylor, Gladstone, 3-3-23.5; Bob Bushnell, Rockaway, 1-5-24.3; Ed Pritchard, Ryderwood, 1-5-19.1.

**CLASS I —** Ben Goodling, Rockaway, 5-0-28.0; Perry Young, Aberdeen, 3-2-22.3; Dennis Pyles, Vancouver, 3-2-19.0; Lyle Andrews, Vancouver, 2-3-21.1; Tom W. Worthington, Spokane, 2-3-20.7; Eldon Trenary, Camas, 0-5-17.3.



## WASHINGTON STATE — (Continued)

**CLASS J** — Kathy Taylor, Gladstone, 5-0-23.8; Steve Harris, Vancouver, 4-1-23.8; Steve Krommenacker, Vancouver, 3-2-17.1; Gary Essig, Reedsport, 2-3-8.7; Kirk Dusenberry, Vancouver, 1-4-17.0; Mike Eastman, Reedsport, 0-5-13.6.

**LADIES H.D.C.P.** — Carolyn Ferguson, Vancouver, 4-0-35.0; Alice Garcia, Carlsbad, 3-1-25.5; Phyllis Centell, Salem, 2-2-34.8; Cathy Berry, Eugene, 1-3-10.7; Alta Maag, Portland, 0-4-27.0.

**SOUTH PUGET SOUND OPEN, OLYMPIA — SANC. 85-383 — CLASS A** — Elaine Weisdepp, Olympia, 6-1-59.3; Verl Lawson, Shelton, 5-2-54.0; Dan Leary, Steilacoom, 4-3-53.5; Ray Sexton, Hoquiam, 4-3-53.4; Bob Hoerner, Tacoma, 4-3-50.5; Les Buchert, Seattle, 2-5-46.5; Barney Heller, Everett, 2-5-46.5; Orlean Clinton, Seattle, 1-6-38.1.

**CLASS B** — Eddie Garcia, Carlsbad, 6-1-56.1; Herb Godfrey, Aberdeen, 5-2-55.2; Leo Rollick, Seattle, 5-2-54.7; Don Ferguson, Vancouver, 4-3-50.8; Bob Hughes, Burley, 3-4-45.7; Mike Thorniley, Olympia, 2-5-48.6; Len Weisdepp, Olympia, 2-5-46.1; Jack Bush, Marysville, 1-6-47.0.

**CLASS C** — Thor Gadwa, Montesano, 6-1-51.5; Frank Woods, Tacoma, 5-2-49.7; Earl Kuper, Puyallup, 5-2-42.4; Walt Weik, Spanaway, 4-3-39.2; John Hilberg, Clinton, 3-4-48.6; Art Hart, Tacoma, 3-4-43.3; Harry Heiden, Kent, 2-5-38.6; Bob Clark, Port Orchard, 0-7-19.9.

**CLASS D** — Jerry Erickson, Hoquiam, 6-1-50.0; Lyle Meuret, Everett, 5-2-39.5; Earl Hardie, Spanaway, 4-3-41.6; Ken Kuper, Spanaway, 4-3-39.2; Cy Kitchen, Tacoma, 3-4-39.7; Jack Salter, Kelso, 3-4-35.7; Fuzz Frazer, Aberdeen, 2-5-37.5; Ted Bostwick, Sequim, 1-6-35.1.

**CLASS E** — L. P. Bodvin, Maple Valley, 6-1-35.5; Frank Easterly, Olympia, 5-2-35.6; Les Spilseth, Olympia, 5-2-30.5; Wendell Roberts, Port Orchard, 3-4-27.8; Cleve Woods, Graham, 3-4-26.7; Bill Edgecomb, Tacoma, 3-4-23.0; Toivo Saari, Aberdeen, 2-5-23.1; Phil Norby, Tacoma, 1-6-19.7.

**CLASS F** — Darrel Baker, Olympia, 5-1-28.4; Wayne McAferty, Olympia, 4-2-26.1; Milt Johnson, Auburn, 3-3-24.1; Alice Garcia, Carlsbad, 3-3-23.6; Perry Young, Aberdeen, 3-3-18.3; Rich Carroll, Aberdeen, 2-4-21.0; Bill Connell, Tacoma, 1-5-18.2.

**CLASS G** — Bill Hendricks, Longview, 4-1-23.1; Dave Holman, Lacey, 3-2-29.5; George Rachel, Everett, 3-2-23.1; Denny Hinchin, Hoquiam, 3-2-18.9; Tom W. Worthington, Spokane, 1-4-14.2.

## TURCHEK &amp; STEWART, WYO. OPEN WINNERS — SANC. 85-64

Bill Turchek of Gordon, Neb. topped all Class A opponents in the annual event held July 21 & 22 at Laramie. Alice Stewart of Rawlins, Wyo. dominated the Ladies Class.

**CLASS A** — Bill Turchek, Neb., 9-0-71.4; Rich Pintor, Co., 8-1-67.7; Bob Engel, Co., 5-4-63.5; Jim Tulk, Co., 61-6; Byron Cork, Co., 4-5-55.7; Kent Anderson, Co., 4-5-53.5; Arch Wood, Co., 4-5-52.3; Ken Raymond, Wyo., 2-7-54.4; Bob Jacobson, Co., 2-7-52.6; Dale Boss, Co., 2-7-47.6.

**LADIES A** — Alice Stewart, Wyo., 6-2-26.9; Kathy Pyle, Wyo., 3-5-24.0; Ruth Raymond, Wyo., 3-5-23.1.

**CLASS B** — Dick Hanshew, Neb., 10-1-51.9; Darrow Stemple, Wyo., 8-3-49.3; Gary Rickard, Wyo., 7-4-49.1; George Schmidt, Neb., 7-4-47.2; Don Whitmer, Wyo., 6-5-48.6; Jim Hilzer, Neb., 6-5-42.8; Al Martin, Wyo., 5-6-42.4; Len Sals, Co., 5-6-41.8; Dave Harrison, Wyo., 4-7-41.3; Dick Gunderson, Wyo., 3-8-44.3; Glen Bale, Neb., 3-8-41.9; Steve Rudock, Co., 2-9-32.8.

**CLASS C** — Deme Pineda, Co., 8-3-36.1; Don Laurin, Wyo., 8-3-39.6; Richard Schmidt, Co., 7-4-36.3; Willard Schutz, Wyo., 7-4-34.1; Chuck Nobles, 6-5-39.0; Glen Roebuck, Co., 6-5-36.7; Tony Demshar, Wyo., 6-5-36.6; Don Hogset, Co., 5-6-35.3; Don Claussen, Wyo., 4-7-38.4; Pete Pintor, Co., 4-7-33.6; Gary Weeks, Wyo., 4-7-29.3; Jim Duncan, Wyo., 1-10-22.4.

**CLASS D** — Milt Hanks, Co., 10-1-41.9; Gale Beers, Neb., 9-2-33.5; Eldon Conologue, Wyo., 7-4-37.5; Earl Parsons, Wyo., 7-4-35.5; Gary Hughes, Sr., Co., 7-4-33.7; Rick Hytrek, Sr., Wyo., 6-5-34.4; John Gardner, Neb., 6-5-30.6; Herb Matson, Wyo., 6-5-30.5; Harold Wilcox, 3-8-27.4; Ray Weber, Wyo., 3-8-26.3; Rick Hytrek, Jr., Wyo., 1-10-26.1; John Laird, Wyo., 1-10-24.8.

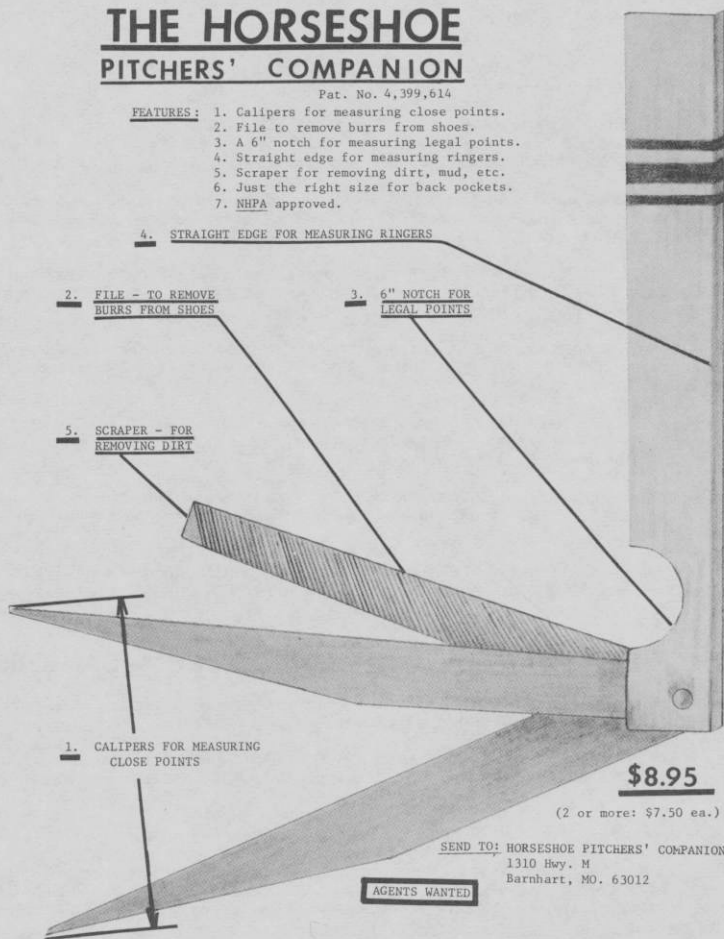
**CLASS E** — Grady Pyle, Wyo., 9-2-34.3; Darrell Perkins, Wyo., 8-3-33.8; Gary Hughes, Jr., Co., 7-4-34.4; Verner Olson, Co., 7-4-32.8; Fred Rein, Neb., 7-4-32.6; Frank Willoughby, Wyo., 6-5-25.9; Ralph Sjostrum, Wyo., 5-6-28.0; Jim Eddings, Co., 5-6-26.1; Ralph Eversull, Wyo., 5-6-24.7; Hank Welsch, Neb., 4-7-28.6; Howard Schroyer, Wyo., 2-9-24.2; Jeff Thomas, Co., 1-10-22.6.

**CLASS F** — Jed Pexton, Co., 10-0-27.7; Larry Hopkins, Wyo., 8-2-25.7; Rich Foster, Wyo., 7-3-26.8; Mike Foster, Wyo., 7-3-23.4; Rick Quilloco, Wyo., 7-3-22.3; Ross Bessen, Wyo., 4-6-15.1; Laddie Pilnacek, Wyo., 4-6-11.0; Darrell Stewart, Wyo., 3-7-14.4; Jeff Barrett, Wyo., 3-7-14.1; Jim Malin, Wyo., 1-9-9.0; Shawn Stoine, Wyo., 1-9-6.1.

## THE HORSESHOE PITCHERS' COMPANION

Pat. No. 4,399,614

- FEATURES:**
1. Calipers for measuring close points.
  2. File to remove burrs from shoes.
  3. A 6" notch for measuring legal points.
  4. Straight edge for measuring ringers.
  5. Scraper for removing dirt, mud, etc.
  6. Just the right size for back pockets.
  7. NHPA approved.



**\$8.95**

(2 or more: \$7.50 ea.)

SEND TO: HORSESHOE PITCHERS' COMPANION  
1310 Hwy. M  
Barnhart, MO. 63012

AGENTS WANTED

### 3rd ANNUAL HACIENDA RESORT HORSESHOE PITCHING EXTRAVAGANZA — LAS VEGAS, NEVADA, NOV. 3-7

The third annual Hacienda horseshoe extravaganza will be held in the Matador Arena in the Hacienda Hotel in Las Vegas, Nevada starting on November 3, and continuing thru November 7. Don Weaver will be the host and Donnie Roberts, NHPA secretary will be the tournament director.

Tournament entry fee will be \$50.00. All prize money plus Hacienda purse added. All rooms \$28.00 per night including tax. One to four people per room (no rollaways). Run of the House. Fun Books. Free Champagne nightly.

## LAS VEGAS — (Continued)

Banquet package, \$25.00 per person, includes sit down banquet (Thursday night). Choice of prime rib or chicken. Live band and dancing after banquet. 2 for 1 Fire and Ice Show. Free 2-hour cocktail party Sunday night and ticket for door prizes for the cocktail party, plus entertainment.

Format of play — Mixed-handicap — No Juniors — all games 50 shoe cancellation. All classes 24 players per class. Two 12 player groups per class. 12 player round robin. Winner of each group plus 4 highest won-los record from the class advance to 6 player class championship ladder. Those 6 advancing to championship will be assessed an additional \$25 entry fee. Preliminaries start Sunday, Nov. 3 at 12:00 noon till 5:00 p.m. Monday, Tuesday and Wednesday at 7:00 a.m. Finals on Thursday from 7:00 a.m. to 3:00 p.m. Awards will be presented at the banquet.

Send your entry fee made payable to Hacienda Hotel, attention Horseshoe Tournament, P.O. Box 15566, Las Vegas, Nevada 89114..

## L. MARTIN TOPS MT. HOME ID. OPEN — SANC. 85-359

**CLASS A** — *Linda Martin, 9-0-43.0; Louis Piva, 6-3-36.1; Hank Tencate, 5-4-39.3; Henry Reid, 5-4-38.3; Leo Peterson, 5-4-32.1; Dan Tucker, 4-5-33.7; Neil Mathews, 3-6-31.9; Roger Evans, 3-6-30.6; Lee Payton, 3-6-29.5; Warren Stutzman, 2-7-33.9.*

**CLASS B** — *Doug Palmer, 10-1-34.9; Ralph Morgan, 9-2-30.7; Berl Riese, 7-3-31.4; Ted Gardner, 6-4-24.0; Leona Riese, 5-5-28.3; Tony Apodaca, 5-5-27.0; Jay Lee, 5-5-24.7; Virgil Johnson, 4-6-25.6; Doris Groissaint, 3-7-17.5; Ray Groissaint, 2-8-15.5; Helen Payton, 0-10-11.7.*

**CLASS C** — *Clyde Marquez, 6-0-31.0; Lester Agee, 4-2-19.8; Stan Kirtland, 2-4-12.6; Dean Meeks, 0-6-15.9.*

**CLASS D** — *Gene Meeks, 5-1-19.1; Lon Thompson, 4-2-20.2; Dean Martin, 3-3-19.1; Ray Swenson, 0-6-7.7.*

## PITCHEROOS HORSESHOE CLUB OF VICTORIA, AUSTRALIA EXPRESSES THANKS AND GRATITUDE TO NHPA

By SYLVIA ASPINALL, Secy.

On behalf of myself and my fellow members of the Pitcheroos Horseshoe Pitching Club, I wish to convey our sincere thanks and gratitude to all concerned with the World Horseshoe Pitching Championships recently held in Lafayette, Indiana and attended by our President, Pete Moon.

Pete has conveyed to us the heartwarming welcome and hospitality which was extended to him from the first day of his arrival.

He has many memories of the Championships, which he relates often with pride and affection. He takes particular pride in the fact that he took part in the inspiring opening ceremony with the stirring sights and sounds of the National Flags and the National Anthems of those who were soon to be competing with each other for supremacy in the Games, strangers to each other until that time, but who were joined in mutual respect and friendship, which was to last throughout the entire event.

Memories also of faultless arrangements, smoothly and expertly executed by prominent personnel and 'Backroom Boys' alike; of the companionship and sportsmanship among competitors, judges and score-keepers; the warm enthusiasm of the spectators; the excellent facilities in the area of play; his feeling of disbelief, followed by exhilaration, when attending the Hall of Fame by special invitation, he was presented with the Sportsman Award; his sadness at the closing ceremony, seeing the courts closed down, heralding an end to the bustling activities after days and nights of wonderful comradeship and the end of not only a well-conducted Championship, but an occasion which emanated, above all, a true family atmosphere.

Pete would like to send thanks to Pete Sheppard and the cameraman — two hardworking 'Indians' who no 'Chief' could do without. Thanks also to the members of visiting Canadian clubs, all of whom were great sportspeople. Their hospitality was sincere and gratifying.

Special thanks to Mr. and Mrs. Art Felgenhauer, Mr. and Mrs. Vince Yannetti and Mr. and Mrs. Ralph Dykes, not only for long hours of tuition, but for their boundless hospitality in entertaining him in their homes and their unstinted time in showing him at least part of your great country.

Extra special thanks to Mr. Donnie Roberts and B.J. for providing Pete with excellent accommodation at the Lafayette Holiday Inn and with means of transport. Also for their personal attention, despite their mammoth task of running and supervising the Championships they still found time to cope with his needs and answer his many questions.

Some day it may be possible to hold the World Championships 'Down Under', and we may return your hospitality and show you something of our own great country. If this day eventuates, or if any of your members find themselves in our part of the world for other reasons, be assured of a very warm welcome here. We shall do everything within our power to make their stay a happy one.

## In Memoriam

It is with sadness that we report the sudden passing of James L. Vines, age 53, of Jonesboro, Tenn. He suffered an acute heart attack while taking part in the Winston-Salem, N.C. workhorse tournament, Sunday, August 25. He attended many tournaments in Statesville, N.C. and was a real friend to all who knew him. He will be sadly missed at future tournaments. The sympathy of the North Carolina Association is extended to his bereaved family.

### McGOWAN UNDEFEATED IN BORON, CA. OPEN — SANCTIONED McQUEEN-FLEMING WIN DOUBLES TITLE

**GROUP 1** — Bob McGowan, California City, 7-0-51.2; Jim Eozzo, Los Angeles, 5-2-29.7; Darrell Lamoreaux, Boron, 5-2-48.1; Ed Arionus, Westminster, 4-3-51.2; Tom McQueen, Bishop, 4-3-45.7; Glen Riley, Big Pines, 3-4-41.2; Barbara Dow, Capistrano, 1-6-36.0. Allen Youngblood, Boron, 0-7-30.3.

**GROUP 2** — Bob Morris, Bishop, 6-0-41.3; Jack Chesshir, Apple Valley, 4-2-38.5; Ivan Davis, Bishop, 4-2-37.3; Carl Hiatt, Lake Isabella, 3-3-35.0; Les Stewart, Lake Hughes, 2-4-26.0; Joe Wilkerson, Bishop, 1-5-34.3; Terry Mundy, Barstow, 1-5-33.0.

**GROUP 3** — Fred Briand, No. Edwards, 5-1-37.3; Bonnie Marshall, No. Edwards, 4-2-38.3; Gil Salazar, Pasadena, 4-2-37.7; Landy Brakke, Lancaster, 4-2-36.7; John Green, Boron, 3-3-32.0; Dennis Lamoreaux, Bakersfield, 1-5-26.7; Gene McCaleb, Ridgecrest, 0-6-23.3.

**GROUP 4** — Darryl Caillier, Boron, 6-0-40.4; George Farrell, Apple Valley, 5-1-33.3; Tony Ramirez, Hinkley, 3-3-32.3; Betty McQueen, Bishop, 3-3-25.3; Wally Shipley, Newport Beach, 2-4-25.0; Rick Youngblood, Boron, 1-5-23.0; David Lamoreaux, Boron, 1-5-22.0.

**GROUP 5** — Victor Lamoreaux, Boron, 6-0-32.7; Andy Benson, Lake Isabella, 5-1-31.0; Craig Whitman, Lake Hughes, 4-2-32.7; Jim Ross, Ontario, 2-4-20.7; Bob Burgess, Boron, 2-4-18.0; Steve McQueen, Bishop, 1-5-16.3; Jim Johnson, Boron, 1-5-14.7.

**GROUP 6** — Gary Emerick, Bishop, 6-0-28.7; Sallie Cline, Bishop, 5-1-31.0; Paul Waller, No. Edwards, 3-3-23.7; Kee Blackrock, Maywood, 3-3-16.3; Leon Marshall, No. Edwards, 2-4-21.0; George Holland, Bakersfield, 1-5-15.7; Jerry Fleming, Boron, 1-5-12.9.

**GROUP 7** — Vickey Oglesby, Bishop, 6-0-21.7; Pete Lopez, Boron, 5-1-17.3; Sandra Hernandez, Bishop, 4-2-6.0; Steve Burgess, Boron, 3-3-19.0; Steve Oglesby, Bishop, 2-4-15.0; Rita Eozzo, Los Angeles, 1-5-3.0; Sally Shipley, Newport Beach, 0-6-5.7.

**BORON DOUBLES** — Tom McQueen-Jerry Fleming, 8-1; Charles Woolery-Dennis Lamoreaux, 7-2; Fred Briand-George Farrell, 7-2; Terry Mundy-Shannon Youngblood, 7-2; Ivan Davis-Vicky Oglesby, 5-2; Bill Outlaw-Victor Lamoreaux, 5-2; Doyle Brawley-Bud Aduddell, 5-2; Bonnie Marshall-Butch McIntosh, 5-2; John Green-Steve Nemback, 5-2; Landy Brakke-Steve Burgess, 4-3; Bob McGowan-Sandra Hernandez, 4-3; Joe Wilkerson-Jim Dow, 4-3; Darrell Lamoreaux-Bob Burgess, 4-3; Allen Youngblood-Gaylord Whitman, 3-4; Gary Emerick-Betty McQueen, 3-4; Tony Ramirez-Leon Marshall, 2-5; Barbara Dow-Steve Oglesby, 2-5; Craig Whitman-Steve McQueen, 2-5; Darryl Caillier-Dan Evans, 2-5; Sallie Cline-Paul Walker, 2-5; Ed Arionus-Emily Weeks, 2-5; Jim Eozzo-Rita Eozzo, 1-6.

### McCANCE HEAD MAN IN NEB. PRE-STATE — SANC. 85-553

**CLASS A** — Don McCance, 50.9; V. Helbery, 53.5; Rex Robison, 52.0; Pete Redman, 42.3; Russell Grooms, 35.7; R. Ketterer, 35.7.

**CLASS B** — Fred Werkmeister, 38.7; Harlan Jensen, 42.0; Cecil Savage, 38.2; Harvey Washburn, 35.7; Ed Smith, 32.3; Merle Alswager, 28.5; Les Kime, 26.3; Mike Thomson, 25.8.

**CLASS C** — Rollie Johnson, 30.0; Lloyd Schneider, 33.4; Louis Larabee, 32.3; Chuck Grooms, 36.3; James Holland, 27.6; Roger Sisson, 26.6.

**CLASS D** — Marvy Washburn, 27.2; Randy Kirchoff, 24.0; Kermit Pearson, 20.1; Clayton Chase, 21.5; James Hopkins, 19.9; Terry Martin, 19.6; Bob Washburn, 19.3; Lance Cole, 14.2.

**CLASS E** — Vern Jamison, 23.9; Terry McCart, 20.6; Dave Lavalleur, 15.1; John Samuelson, 11.6; Paul Goodwin, 18.9; Jim Frederickson, 11.7; Calvin Sisson, 7.9.

**NEBRASKA — (Continued)**

**CLASS F** — Walter Pelc, 19.1; Bob Jamison, 7.3; Earl Terry, 2.5.

**CLASS A WOMEN** — Carolyn Schneider, 56.0; Sally Grooms, 45.0; Pat Hoblyn, 44.0; Glenda Amsberry, 40.0.

**CLASS B WOMEN** — Tammy Grooms, 38.0; Anieta Grooms, 27.0; Wilma Peters, 22.0; Donna Alswagger, 21.0; Letta Washburn, 18.0.

**JR. CLASS A** — Lance Larabee, 53.0; Troy Lucero, 26.0; Jeff Geroes, 18.0; Wade Luther, 14.0; Glen Hodge, 10.0.

**JR. CLASS B** — Darrell Schneider, 28.8; Danny Jamison, 5.6; Scott Painter, 5.7; Cody Luther, 5.6; Troy Wayman, 6.6; Charlene Buskirk, 1.7.

**MOUNDSVILLE, WV. OPEN WON BY KNISLEY — SANC. 85-415**

**CLASS A** — Jim Knisley, 5-0-84.3; Clyde Martz, 3-2-73.1; Ralph Maddox, 2-3-71; Ray Rugg, 2-3-68.3; Casey Danner, 2-3-63.8; Bob McKnight, 1-4-59.4.

**CLASS B** — Joe Carter, 5-0-57.4; Vince Sedlacek, 4-52.2; Carl Shawver, 3-2-49.3; John Brown, 2-3-54.3; Joe Robuck, 1-4-39.2.

**CLASS C** — Loman Tumlin, 4-1-62.9; Eldon Sarbaugh, 4-1-60.3; Glenn Santee, 3-2-59.8; Ed Blum, 2-3-51; Charles Bunner, 1-4-53.4; Larry Spencer, 1-4-49.4.

**CLASS D** — Carl Shawver, 7-0-58.4; Herb Murray, 6-1-53.8; Joey Morris, 4-3-52.7; Paul Gemza, 3-4-50.9; Dwight Daniels, 3-4-49.1; George Stifel, 3-4-46.1; Maurice Rodocker, 2-5-41.7; R. Maroni, Forfeit.

**CLASS E** — F. Krieger, 4-1-47.6; Farley, 4-1-46.1; Les Grosklos, 3-2-46.6; McClung, 2-3-41.7; Tunney, 2-3-37.1; Bowser, 0-5-29.3.

**CLASS F** — W. Hixson, 5-0-49.6; Jim Bowling, 4-1-24.2; Jr. Lisk, 3-2-27.2; Lloyd Baker, 2-3-22; Graham, 1-4-20.7; Butch Stover, 0-5-18.5.

**WOMENS CLASS** — Debbie Spencer, 3-1-35.1; Joyce Whetzel, 2-2-35; Grace Rugg, 1-3-25.4.

**BROWN WINS REEDSVILLE, PA. FAIR OPEN — SANC. 85-354**

**CLASS A** — Glenn Brown, 6-1-67.2; Glenn Rubendall, 4-3-64.8; Homer Snyder, 4-3-64.1; Dean McCurdy, 1-6-48.7; Dan Beshore, 5-2-70.5; Glenn Burris, 4-3-64.2; Casey Danner, 3-4-60.7; Martin Bubb, 1-6-43.1.

**CLASS B** — Pete McCollum, 7-1-53.9; Jack Swyers, 5-2-55.3; Jerry Halderman, 3-4-47.3; Mark Clippinger, 2-5-41.8; Jim Sibley, 6-2-58.7; Dick Dart, 4-3-53.5; Ed Bowersox, 2-5-47.6; Wayne McCloskey, 0-7-34.5.

**CLASS C** — Guy Esh, 6-1-51.7; Sherwood Frankhouser, 4-3-46.3; Al Sweeney, 4-3-42.3; Joe Belcavitch, 1-6-33.8; Wayne McCloskey, 5-2-42.3; Al Long, 4-3-43.4; Dale Carson, 4-3-36.9; Frank Bechtel, 0-7-27.6.

**CLASS D** — Darle Esh, 7-0-48.1; Don Dietz, 5-2-41.0; Roy Teets, 3-4-30.7; Chas. Denk, 1-6-23.7; John Clippinger, 6-1-45.7; Joe Shurmaitis, 4-3-31.5; Shannon Hoy, 2-5-34.8; Dennis Lloyd, 0-7-16.9.

**CLASS E** — Homer Erb, 5-0-39.0; Don Diehl, 3-2-28.4; Ira Stine, 1-4-24.1; Jerry Hoy, 4-1-35.2; David Blouch, 1-4-29.9; Bernie Wierbowski, 1-4-19.7.

**CLASS F** — Ralph Weigel, 5-0-34.6; Jack Boward, 3-2-21.8; Joe Shughart, 2-3-21.2; Floyd Becker, 3-2-23.5; Gerard Harris, 2-3-23.3; Dennis Lloyd, 0-5-13.8.

**V. VALDOIS TOPS WICHITA, KS. OPEN — SANC. 85-537**

**CLASS A** — Vernon Valdois, 9-0-64.8; Ron Martin, 8-1-65.2; Alden Allbaugh, 6-3-59.2; Don Fermin, 6-3-56.2; Robert Booe, 5-4-63.5; Danny Erbe, 5-4-58.8; Chuck Arnold, 3-6-52.8; George Buche, 2-7-5.30; Marines Tamboer, 1-8-50.7.

**CLASS B** — Marvin Reheis, 7-1-53.5; Earl Pearce, 6-2-57.6; Bill Stark, 5-3-44.6; Carl Redgate, 5-3-42.2; Bill White-ly, 3-5-44.9; Delbert Peters, 3-5-46.4; Chuck Morgan, 3-5-36.0; Larry Aue, 3-5-36.0; Frank Rowell, 1-7-29.0.

**CLASS C** — Bill Koepsel, 6-1-32.8; Dick Kinney, 4-3-37.2; Orland Carver, 4-3-35.5; Willard Pittle, 4-3-35.5; Homer Cain, 4-3-29.9; Gene Dixon, 3-4-27.0; Al Holding, 2-5-34.1; W. W. Webb, 1-6-20.9.

**CLASS D** — Harold Fleming, 7-2-33.1; Martin Eagan, 6-3-27.7; Mark Holding, 6-3-26.1; Johnny Eagan, 6-3-25.8; Tony Ridder, 6-3-22.5; Elwyn Henry, 5-4-22.3; Willard Challenger, 4-5-24.2; Rick Roles, 3-6-19.6.

**WOMENS CLASS A** — Emalene Pearce, 4-0-51.5; Mary Ann Peninger, 2-2-45.0; Deanie Reheis, 0-4-35.4.

## WEBB HORSESHOES N.H.P.A. APPROVED

1-4 pair .....	\$25.00
5-9 pair .....	\$23.50
10 pair or more .....	\$22.00

Add \$2.00 per pair shipping cost (USA)

**WEBB HORSESHOE & EQUIPMENT**  
1319 LICKING PIKE • WILDER, KY 41076  
Phone (606) 781-0589

### MAPLE SUMMIT ROUNDUP — OHIO-PYLE, PA. — SANC. 85-190

**CLASS A** — James Solomon, 7-0-56; Robert Straitiff, 5-2-61; Raymond Rugg, 5-2-55; Robert McKnight, 4-3-56.1; Joey Morris, 4-3-51.2; Ed Blum, 2-5-50.3; Robert E. White, 1-6-44.5; Joe Roebuck, 0-7-36.1.

**CLASS B** — Jim Brodak, 5-2-43.4; Dave Magyar, 5-2-51.8; Harry Thomas, 4-3-40.5; Steve M. Kan, 3-4-45.7; Loyal White, 3-4-44.3; Paul Gemza, 3-4-35.5; Ed Horneman, 3-4-47.8; Wilbert Rugg, 2-5-45.9.

**CLASS C** — Mike Stenach, 6-1-43.1; Loyal White, 5-2-40.2; Orlando Wagner, 5-2-39.8; Vergil Nicholson, 5-2-36; Wayne Wood, 3-4-36.1; Tom Cancilla, 2-5-37.5; Ron Weiss, 1-6-36.4; Clark Carnahan, 1-6-30.9.

**CLASS D** — Taylor Carnahan, 4-1-30.2; Don Carnahan, 4-1-38.9; James Michenla, 3-2-31; Jake Yauger, 2-3-39; Wm. Hixon, 2-3-38.6; Paul Decker, 0-5-10.

**CLASS E** — Bob Deman, 7-0-35.3; Ken Turnbull, 5-2-26.6; Dwight Wetzel, 5-2-26.2; Bob Rinehart, 4-3-25.2; Leonard Fullgraf, 3-4-17.9; Jerry Nicholson, 2-5-19.7; Rich Cancilla, 1-6-20.1; Scott Wood, 0-7-15.5.

**LADIES CLASS A** — Grace Rugg, 5-0-53.1; Sandy Carnahan, 4-1-42.1; Dot Carnahan, 3-2-44.4; Eleanor Weston, 2-3-40.5; Martha Wood, 1-4-32.9; Kelli Weston, 0-5-26.9.

**LADIES CLASS B** — Michelle Carnahan, 3-1-22.1; Barb White, 2-2-21.1; Jean Reefer, 2-2-18.4; Ruth Carnahan, 2-2-17.4; Linda Hilliard, 1-3-12.6.

### TIPS FROM THE TOP

By SOL BERMAN

**Carl Steinfeldt:** When you practice, never use one pair of shoes, always use two pair. Make believe one pair is yours and the other pair is a pitcher that is better than you. I even keep score so I know the ringer average. Also you should adjust your game so as to keep pace with your opponent. Some are fast and some are very slow. Above all, try to stop practicing not when you are good, but when you are going bad and tired.

There are three things that I do when I am in a match:

1) Keep track of how many ringers I made out of every ten shoes I pitch. I try to make eight out of every ten. If I do this I know the other player is not moving too fast and it also helps me to concentrate on my game and to block the opponent out of my mind.

2) For every shoe that I throw, either in practice or a regular game, I say two words to myself, "height and alignment." If you have these two things everything else seems to fall into place.

3) Last, but not least, when I have the first pitch, I aim about one and one half inches up on the peg. When I am pitching second and the opposing player has a double on I am three inches up on the peg. This will keep you from losing a great many ringers from hitting the other player's shoes first.

## COMING EVENTS

### REFER TO PAST ISSUES FOR ADDITIONAL COMING EVENTS

#### FAYETTE COUNTY PA. SCHEDULE

253 So. Mt. Vernon Ave.  
Uniontown, Pa. 15401

Our tournaments will be a 6 man Round robin, with all games being 40 points cancellation, and 1 point each for four dead.

Trophies or equivalent will be awarded for 1st and 2nd place.

Entry fee of \$10.00 (includes scorekeeping fee) payable to F.C.H.P.A. should accompany your entry 10 days prior to tournament date. You will be classed according to your recorded percentage. Oct., Nov., April and May tournaments will be sanctioned nationally.

Telephone entries will be accepted if they are called in 6 days prior to tournament start. Any telephone entries MUST participate in tournament or you must pay your back fee before entering ANY additional tournament whether ours or any Pa. State sanctioned tournaments.

No refunds will be made unless dire circumstances occur.

Oct. 11-12-13 — Halloween Special (Sanctioned). Contact Warren Early, 110 Delaware Ave., Uniontown, Pa. 15401. Ph. 412-437-6925 or Joe Roebuck, 603 Braddock Ave., Uniontown, Pa. 15401. Ph. 412-438-5670.

Nov. 8-9-10 — Thanksgiving Special (Sanctioned). Contact Jim Solomon, 104 Industry Lane, Uniontown, Pa. Ph. 412-437-4392 or Bob Straitiff, Box 263, Uledi, Pa., 15484. Ph. 412-437-6374.

Nov. 29-30-Dec. 1 — Ed Donawitz Memorial (Sanctioned). Contact Joe Gibbs, Rte. 1, Box 1-AB, Vanderbilt, Pa. 15486. Ph. 412-529-2331 or John Chambers, Box 763, Vanderbilt, Pa. 15486. Ph. 412-529-7266.

Jan. 17-18-19 — Chuck Roball Memorial. Contact Walt Metts, Box 312, Uledi, Pa. 15484. Ph. 412-437-5600 or Jerry Troycheck, 303 Penn St., Masontown, Pa. 15461. Ph. 412-583-2844.

Feb. 14-15-16 — Valentine Special. Contact Casey Danner, Box 288, Newell Pa. Ph. 412-938-2397. or Joe Leech, Rte. 3, Box 234, Smithfield, Pa. 15478. Ph. 412-569-2830.

Mar. 14-15-16 — St. Patrick's Open. Contact Andy Liptak, 2 Jamison St., Uniontown, Pa. 15401. Ph. 412-439-3224. or Andy Liptak, Jr., same address.

Apr. 18-19-20 — Joe Tomayko Memorial. (Sanctioned) Contact Glenn Williams, Rte. 4, Box 248, Uniontown, Pa. 15401. Ph. 412-437-7733. or Bill Hixon, Box 116, Wayno, Pa. 15695. Ph. 722-3831.

May 16-17-18 — Jim Danner Memorial (Sanctioned). Contact Alex Burns, Box 476, New Salem, Pa. 15468. Ph. 412-245-8600 or Ed Straitiff, 11 Cross St., New Salem, Pa. 15468. Ph. 412-245-8605.

#### NORTHEASTERN OHIO INDOOR COURTS

##### HICKORY LAKE INN

14592 STONE ROAD, NEWBURY, OHIO 44065  
(1985-86 WINTER TOURNAMENTS)

Our tournaments will be 8 players, round-robin, cancellation games. Trophies or equivalent will be awarded for 1st and 2nd places. Entry fee of \$10.00 (which includes scorekeeping fees) should accompany your entry 10 days prior to the tournament date. You will be classed according to your reported ringer percentage. All tournaments will be N.H.P.A. sanctioned.

Nov. 8-9-10 — Host: Champion Club. Contact Gene Fenton, 6863 Mahoning, Rte. 45, Warren, Oh. 44881. Ph. 216-847-8828.

Dec. 13-14-15 — Hosts: Solon, Stow, West Geauga Clubs. Contact Russ Ryan, 4155 vira Rd., Stow, Oh. 44224. Ph. 216-688-5078.

Jan. 10-11-12 — Host: Painesville Club. Contact Jeannie Spaller, 1288 W. Jackson, St. 215, Painesville, Oh. 44077. Ph. 216-354-4425.

Feb. 7-8-9 — Host: Burton Club. Contact Greg Bean, 421 Turner Dr., Chardon, Oh. 44024. Ph. 216-286-3573.

Mar. 7-8-9 — Fourth Annual Open. Hosts: All Clubs. Contact Walt Pierce, 13800 Ford Lane, Apt. 1, Burton, Oh. 44021. Ph. 216-834-4351.

#### ARIZONA SCHEDULE

##### Pioneer Park, Mesa, AZ

Oct. 18-19 — Art Kamman Open. Mesa. 100 shoe qual. Entries close Oct. 9. Fee \$5.00 to Carol Larkins, 5050 N. LaCholla Blvd., Sp. 41, Tucson, AZ 85705. Ph. 1-602-887-7383.

Nov. 15-16-17 — Bonanza Open. Mesa. Entries close Nov. 7. Entry fee \$5.00 to Carol Larkins.

Dec. 5-6-7 — Mesa Parks Open. Entries close Nov. 26. Entry fee of \$5.00 to Carol Larkins.

Jan. 16-17-18 — Lost Dutchman Open. Rock Shadows Resort. Entry fee of \$10.00 and percentage to Roy Sneller, Box 729, Sp. 636, Apache Jct., Ariz. 85220. Ph. 982-7797. Entries close Jan. 6.

Jan. 24-25-26 — Valley of the Sun Warm Up. Mesa. Entries close January 14. Entry fee \$5.00. Send fee and percentage to Carol Larkins, Sanctioned. NHPA and State cards required.


Feb. 11, 12, 13, 14, 15, 16 — Valley of the Sun. Entries close January 26. Sanctioned tournament. NHPA and State cards required. Entry fee \$10.00 plus extra fee of \$10.00 for Class A. Classes B, C and D \$5.00 extra. Ladies A & B \$5.00 extra. Send proper fees and percentage to Carol Larkins.

Mar. 7-8-9 — Bye, Bye Snowbirds Open. Mesa. Entries close Feb. 27. Send \$5.00 fee and percentage to Carol Larkins.

April 4-5-6 — Annual State Tournament, Yuma, Az. Kennedy Park Courts. Entries close Mar. 26. Send fee of \$5.00 and percentage to Rex E. Lee, 790 13th St., Yuma, AZ 85364. Ph. 726-4417. Sanctioned tournament. NHPA and state cards required.



## THE ORIGINAL DROP-FORGED PITCHING SHOE



Two tournament tested models, forged from S.A.E. specified steel, are available. Both have hardened hooks and points, and may be ordered in your choice of medium, soft, or dead soft tempers.



AS THE FIRST MANUFACTURER OF THE DROP-FORGED PITCHING SHOE, THE OHIO HORSESHOE COMPANY IS RECOGNIZED WORLD-WIDE FOR ITS HIGH QUALITY PITCHING SHOES.

For price information and to order, contact:

# OHIO HORSESHOE COMPANY

P.O. Box 21371  
Columbus, Ohio 43221

614-457-4335