



the
national horseshoe pitchers

NEWS DIGEST



SEPTEMBER, 1983

Official Publication of
**THE NATIONAL HORSESHOE PITCHER'S ASSOCIATION
OF AMERICA**

DEADEYE HORSESHOES

NOW IN

FOUR MODELS

	Price Per Pr.—Up to 9 Pairs	Price Per Pr.—9 Prs. & Over
CLYDESDALES 2# 10 oz. & 2#9 oz.	\$23.00/Pr.	\$17.50/Pr.
N.T. 2# 10, 9, 8, 7 oz.	\$23.00/Pr.	\$17.50/Pr.
REGULAR 2# 9, 8, 7, 6, 5 & 4 oz.	\$23.00/Pr.	\$17.50/Pr.
E-Z GRIP 2# 10, 9, 8 & 7 oz.	\$28.00/Pr.	\$22.50/Pr.

*Prices on all "DEADEYES" f.o.b. point of shipment.
Missouri residents add 3-5/8% sales tax and California
residents add on 6% tax.*

All "DEADEYES" are dead soft.

All "DEADEYES" are guaranteed against breakage for 2 years.
(Subject to change). Please specify desired weight when
ordering from:

W. Courtwright
P.O. Box 742
Fenton, MO 63026
Phone: (314) 376-5222 (8-5)

Walter Ray Williams, Jr.
6140 Grant St.
Chino, CA 91710
Phone: (714) 628-6053

Carl Steinfeldt
44 Ridgecrest Road
Rochester, NY 14626
(summer address)
Phone: (716) 225-4191

Carl Steinfeldt
407 Shady Lane Mobil Park
15400 Roosevelt Blvd.
Clearwater, FL 33520
(winter address)
Phone: (813) 535-3136

THE HORSESHOE PITCHER'S NEWS DIGEST is published on the 5th of each month at Aurora, Illinois, U.S.A. by the National Horseshoe Pitcher's Association of America. Editorial office, P.O. Box 1606, Aurora, Illinois 60507. Phone: 312-898-3974. Subscription rates—1st Class \$9.00; 3rd Class \$8.00 per year in advance. NHPA membership cards are available through each state secretary for \$6.00 plus any state association dues. Forms close on the 10th day of each month preceding date of issue. Advertising rates on request. F. Ellis Cobb, Editor.

NATIONAL OFFICERS

Glenn Portt, 2803 Newcomb Rd. Albany, Ga. 31705	President
Earl Winston, Rte 2, Lamonte, Mo. 65337	1st Vice-President
Norman Gaseau, 1908 Nuggett Dr., Clearwater, Fla. 33515	2nd Vice-President
Vincent Yannetti, 322 Longwood Ave., Bound Brook, N.J. 08805	3rd Vice-President
Bonnie Seibold, 1043 Grayson Ave., Huntington, Ind. 46750	4th Vice-President
Donnie Roberts, 9439 Camp Creek Rd., Lucasville, Oh. 45648 / (614) 289-4101 / 614-474-7727	Sec./Treas.
Claude White, Jr., 940 Knollwood Ct., Plainfield, NJ 07062	Chr. Reg. Dir.

FROM YOUR PRESIDENT . . . Glen A. Portt

To all of you whose untiring efforts culminated in electing me President of the NHPA for the next two years. I offer my sincere thanks.

I consider myself extremely lucky that you, the NHPA members, have given me an Executive Council composed of outstanding individuals with a wide range of experience. I am pleased with my Committee Chairmen and have requested each one to remain, working closely with the council, advise and continue the work he/she has been doing.

Each council member and committee chairman has been given definite written responsibilities. They are large and time consuming. Your help is needed.

The NHPA has nearly 8,000 members. Within this number, I know we have as great a wealth of expertise as any comparable organization in the U.S. I have suggested that each council member get a "team" to aid him/her in accomplishing our goals. They will ask for volunteers. When they do, step forward and say, "I'm here, I'll help." Together, 8,000 strong, we can accomplish much.

RETIRING NHPA PRESIDENT'S W. T. REPORT

By WALLY SHIPLEY

CONGRATULATIONS TO ALL WORLD CHAMPIONS IN ALL DIVISIONS

My thanks to the City of Statesville for hosting the 1983 World Tournament. Mayor John Kurfees, City Manager, County Commissioners, Chamber of Commerce, Parks and Recreation, World Tournament Committee, John Bullard and Jack Springer and staff. Also thanks to Mike Owens, Publicity and Paul Kennedy, photographer for their fine work.

A SPECIAL THANKS to everyone who helped make this years W.T. a success. To Donnie Roberts and his office staff, scorekeepers, judges, groundskeepers, Regional Directors and Executive Council. Your many hours of hard work, support and cooperation was outstanding.

PRESIDENT'S REPORT

I have retired from the Pacific Telephone Company after 35 years of service, effective September 1. The company offered me one year salary spread over two years, plus my full pension. Since I am only 60 years young, I could not decline the offer. I accepted.

As my tenth year as your NHPA President draws to a close, I want to make a few comments.

1. Thanks to the Executive Council, NHPA Staff and Club officers and the entire membership for your support, cooperation, hard work and contribution to the NHPA and our sport.

With a positive attitude and support from everyone, I am confident that horseshoes will continue to grow and move forward. In my opinion we have done these things in the past 10 years.

2. As I told you 10 years ago, I was born and raised in Nebraska. As a kid, horseshoes was and still is my favorite sport, hobby and past time.

I never dreamed that this fantastic sport and you, the members, would bestow four great honors upon me:

1957 allowed me to be an NHPA member.

1970 Award me the Stokes Memorial Award.

1973 Elect me as NHPA President and keep me around for 10 years.

1979 Induct me into the NHPA Hall of Fame.

I am deeply touched and most appreciative for all your confidence these past 10 years.

PRESIDENT'S MEMORANDUM

The NHPA and our sport again continues its progress and growth this past year as it has done in past years. Some evidence of our progress and growth are:

1. New game related organization and program has been formed and goes into effect after this World Tournament is completed. The NHPA will have six distributors and a Central Buyer.
2. Our league program continues to grow. Whether you realize it or not, this program is responsible for much of our growth and progress. We owe its success to the efforts of Russ Gadoury, co-chairman and chairman Donnie Roberts.
3. The Greater Houston Horseshoe Pitchers Association 2nd annual Houston Livestock Show and Rodeo Invitational Tournament held in February. Also it has been announced that the 3rd annual event will take place in Houston, Texas in February, 1984.
4. The indoor Las Vegas Tournament to be held December 11 thru December 15 at the Hacienda Hotel. Our sport should receive a great exposure. Everyone is encouraged to attend this event.
5. Also the Springfield, Missouri Open bid of \$37,000.00 for the 1985 World Tournament to be played on 24 covered courts. In all possibility it may surpass the 1981 event in Genola, Minn. in attendance.
6. As many of you know a great number of your tournaments including your state events are increasing in entries. One for example is the Valley of the Sun Open at Mesa, Arizona has extended their dates Feb. 14 thru Feb. 19, 1984. All because of its growth and progress.

Again thanks to all those dedicated workers and others who have helped in any way in our growth and progress. With your continued interest and attendance in all the events mentioned and those in the future, we will continue to grow.

PRESIDENT'S FAREWELL MESSAGE

It has been a privilege to work with each of you. By almost any measure you are the nicest group of people that a National President or anyone else could hope to work and socialize with in a life time.

You have every reason to take the greatest pride in all the accomplishments during the past 10 years. Not only the NHPA but especially your state associations and local clubs.

COVER PICTURE . . . Shown this month holding her trophy as the 1983 Junior Girls World Champion is Boni Boser of Minn. She retained her coveted title by winning all her games with a ringer average of 67.1 percent. Her highest single game was a cool 79.2 percent. No opponent scored more than 16 points against her. — All photos by Kennedy Studios of Statesville, N.C.

PRESIDENT'S FAREWELL — (Continued)

I deeply appreciate all the support and confidence that you have given me, and I wish for all of you and yours the very best.

Wally Shipley

1983 Constitutional and By-Laws Changes Approved by Delegates

PROXY VOTE WAS DEFEATED ADMINISTRATION

ARTICLE 2 — SECTION 2 (CHANGE)

Change the word *two* charters to read *three* charters.

JUDICIARY

ARTICLE 3 — SECTION 6 (ADDITION)

The NHPA News Digest Editor will be appointed by the NHPA Executive Council. To change the editor either party will give the other party a six month notice.

ARTICLE 3 — SECTION 10 (CHANGE)

Change 50 cents per member to \$1.00 per member.

ARTICLE 3 — SECTION 17 (NEW SECTION)

Fifty cents per member shall be set aside for publicity expenses on approval of the Executive Council.

BY-LAWS

ARTICLE 5 — SECTION 1 (CHANGE)

Change National dues from \$6.00 a year to \$7.00 a year.

ARTICLE 6 — RULE 7 — SECTION C (ADDITION)

No contestant shall move his own or opponents shoe or shoes

ARTICLE 6 — RULE 22 — SECTION G (ADDITION)

Corrections can be made at any time if the scorekeeper records the score incorrectly on the official score sheet and/or the scoreboard. The players are responsible for ensuring their scores are correct.

The following By-Law was tabled until the 1984 convention in Huntsville, Ala. The NHPA President is to set up a committee and come up with a set plan for playoffs in World Tournament play.

ARTICLE — SECTION 5 (ADDITION)

All ties for World Tournament Division Championships will play one sudden death game for the title. When more than two players are tied, the World Tournament Director and Council will determine playoff procedures.

My thanks to John Walker, chairman of the By-Laws committee for compiling all the proposed changes. Also my appreciation to the Committee and Council for their time in voting and for their comments.

Dick McNeely, Publisher-Promoter and Clem Bernier, Vice-President-General Manager of the Hacienda Hotel in Las Vegas, Nevada attended our convention and presented their proposal. Let's all make an effort to attend this big event. Have you sent in your entry?

One bid was submitted for the 1985 World Tournament in the amount of \$35,000 plus two \$2,000 Scholarships for the Junior Girl and Boy Champions. The site will be at the 24-covered courts in Springfield, Missouri.

The delegates approved the motion made by the Ladies to have their World Tournament entry fee increased to \$35.00 the same as the men.

The following motion was tabled until the 1984 convention (Executive Council is to investigate the cost of an Audio-Visual Conference) versus the travel and lodging expenses for a weekend associated with a mid-year meeting of the NHPA Executive Council be authorized. The time and place of the meeting to be at the discretion of the Council and may be separate from any horseshoe pitching event.

The new NHPA Game Related Sales program is now in effect. There will be an NHPA Central Buyer and six distributors, the names, addresses and six areas will be announced the Central Buyer, Ed Domey of Massachusetts at a later date.

PROXY VOTE — (Continued)

The Council approved and presented the following awards:

- Stokes Award went to Lee Davis of Florida.
- Achievement awards were presented to: John Bullard of Statesville; Lee Elbe of Springfield, Mo.; Sidney Platt of Mo.; Al Ward of New Jersey; John Huntzinger and Bob Champion of Colorado.
- Largest membership to Northern California with 448 members.
- Ohio Association for largest increase in membership of 82 over 1981.
- New York Association for the largest Junior membership of 65.
- Special Awards went to Regional Directors who resigned: Lee Davis; Gene Anderson and Marlow Neuberger for their efforts as Regional Directors.

President Shipley presented plaques to chairmen and V.I.P. who have served during his administration for the past ten years: Earl Winston; Leo McGrath; Bernard Herfurth; Dr. Sol Berman; John Walker; James Solomon; F Ellis Cobb; Don and June Koso; Herb and Dorothy Pinch; Pete Shepard; Paul Thomas and Rev. Marvin Burgess.

A Special Award to Leo McGrath for 14 years of service as NHPA 1st Vice-President.

ELECTION RESULTS: Glen Portt, President; Earl Winston, 1st Vice-President; Vincent Yannetti, 3rd Vice-President.

The 1984 World Tournament dates will be July 25 through August 4.

NHPA TAKES GIANT STEP FORWARD

On July 29, 1983, the Executive Council of the NHPA voted unanimously to sanction the SCHUMMER system of horseshoe. It was agreed that the system, wherever presented or exhibited in the future, would be presented as a complete system. The SCHUMMER SYSTEM, with its unique portable courts, scoreboards, perfect clay and method of play, along with the many related games, can give horseshoe pitching a real boost and be beneficial to all of us already in-

RENO HORSESHOES

Order From:

Reno Horseshoe Company

670 Reno Road

Lucasville, Ohio, 45648



Jean Swarthout won the 1982 Michigan state women's title averaging 64.9% and setting a state record game of 91.7% with the Reno shoes.

NHPA Approved

\$25.00 plus postage % \$22.00 five or more pairs

All drop forged, medium temper with hard caulks.

West Coast Distributor — Wally Shipley Horseshoe Outlet.

NHPA — (Continued)

volved, but more important, it has great potential for getting more people all over the world interested in our fine sport. Please contact: Glen (Red) Henton, 513 West Platt St., Maquoketa, Iowa, 52060 for any information or free literature.

COMING EVENTS IN SOUTHERN ILLINOIS

Another major tournament will take place at the Thompson-Hankins Memorial courts in Shelbyville, Illinois on Sept. 17-18 when the Midwest Tournament of Champions of Ill., Ind., Mich., and Kentucky open to all NHPA card holders residing in these states gets underway. There will be cash and trophy awards. Paul Gibson, of Centralia is chairman, phone 618-533-4340.

On October 1 the "Shelby Autumn" doubles tournament will be held at the above courts. 50-shoe score or ringer percentage should be sent in prior to tourney or pitchers may phone or write Dean Conner, Rte. 1, Mode, Ill. Ph. 217-783-6323. There will be a free chicken dinner at 6:30 p.m. and dancing following the dinner. Also some cash and trophies. Tournament starts at 10:00 A.M.

On October 2, the 7th annual Shelby-Autumn Singles Open tournament will take place. Send 50-shoe score or percentage to Dean Conner, Rte 1, Mode, Ill. 62444. Ph. 217-783-6323. Tournament starts at 10:00 A.M. Cash awards to men's and Ladies champions.

V.F.W. OPEN CHAMPIONSHIPS (SANCTIONED) UNION, OH.

The V.F.W. Open Championships will get underway at Union, Ohio on Saturday and Sunday, September 17-18. Entry fee of \$8.50 and ringer percentage must be sent into Loran Coy, 10917 Pansing Road, Englewood, Ohio 45332. Phone: 1-513-884-7114. First 68 entries will be accepted. Prize money of \$1000.00 be based on 68 entries. No entry will be accepted without entry fee and percentage.

We reserve the right to place entrants if we feel that percentage is too high or too low. Entrants will be accepted on past ringer percentages that you have pitched this year. The Ohio Secretary will be helping with the percentages. Also Ken Waggoner, Regional Director will also be helping. All games will be 40 or 50 points depending upon the weather.

KERTZ SHOE CHECK


PAT. PEND.

FIVE TOOLS IN ONE**PERFECT FOR ALL HORSESHOE PITCHERS****JUST THE RIGHT SIZE FOR BACK POCKETS****8" x 1" x 1/4"****SEND \$8.45; 2 or MORE \$6.75 EA.****POSTAGE INCLUDED****SCRAPER****FILE FOR
BURRS****CALIPERS
FOR CLOSE POINTS****6" NOTCH FOR LEGAL POINTS****STRAIGHT EDGE****KERTZ SHOE CHECK****P.O. BOX 483****ARNOLD, MO. 63010****PLEASE INCLUDE
ZIP CODE****NHPA APPROVED**

Since 1931

GORDON

"Spin-On"



— 3 TEMPERS —

Medium With Hardened Calks
Dead Soft Hard

Southern California Representative

JERRY SCHNEIDER

3144 W. Paso Robles Drive

ANAHEIM, CALIFORNIA 92804

714-826-0684

APPROVED BY NHPA

OFFICIAL STAKES ALSO AVAILABLE

THE QUEEN CITY FORGING CO.

233 TENNYSON STREET

CINCINNATI, OHIO 45226

A M E R I C A N

NHPA APPROVED

DESIGNED AND PITCHED BY CARL STEINFELDT

1 TO 4 PAIRS — \$15.00/pr. 5 OR MORE PAIRS—\$14.00/pr.

POSTAGE PAID

Order Direct or from NHPA Representative

CARL STEINFELDT, 44 Ridgecrest Road, Rochester, NY 14626

Wally Shipley, 2646 Basswood St., Newport Beach, CA 92660

WOMEN'S CHAMPIONSHIP DIVISION HIGHLIGHTS

In the most competitive women's championship division ever held at a World Horseshoe Tournament, Phyllis Negaard's star shown brightest as she successfully defended her World Title. In winning 9 of her 11 games with her smooth $\frac{3}{4}$ turn Phyllis averages a record 84.1% ringers and set a new record for high percentage game — 95.8% or 46 ringers for 48 shoes pitches.

In addition, three competitors averaged over 80% ringers, there were 16 games over 85% and, of those, 4 were over 90%. Other records set were a 126 'shoe game between Debby Michaud and Tari Powell in which they set a record for combined ringer percentage of 86.5%, 90.5% for Debby and 86.5% for Tari. There were numerous records set in this finest ever women's class.

TOURNAMENT DATES COMING UP IN TEXAS

Sept. 3-4 — Amistad Open. Del Rio.
 Sept. 17-18 — Archie Roach Open. Arlington.
 Oct. 15-16 — Texas State Championship. Houston.

Oct. 29-30 — B.E. Sipple Open. Austin.
 Nov. 19-20 — Harvest Open. San Antonio.

For further information contact Texas state secretary, Dave Penwell, 507 West Phillips St., Tyler, Texas. 75701.
 Ph. 214-597-0496.



LIPOVSKY



NEGAARD

LIPOVSKY, NEGAARD, FRANCIS AND BOSER RETAIN WORLD TITLES

Statesville, N.C. was a beehive of activity as the reigning 1982 World Champions went about retaining their coveted titles.

Dale Lipovsky, men's champion, Phyllis Negaard, ladies champion and Boni Boser, Junior Girls champion, all from Minnesota and Alan Francis of Missouri successfully retained their titles.

Lipovsky posted a 20-3 record while Negaard averaged 84.1 percent during which she set a new world record of 95.8 for single game percentage when she hit 46 ringers in 48 shoes. Francis won a play-off over his brother Tom to win back his title. Boser was undefeated in winning back her title with a 7-0 record.

1983 CHAMPIONSHIP MENS — FINALS

	W	L	R	SP	%
Dale Lipovsky, MN	20	3	1059	1360	77.9
Jim Knisley, OH	18	5	1181	1500	78.7
Mark Seibold, IN	18	5	1020	1306	78.1
Ralph Maddox, WV	18	5	1110	1470	75.5
Al Zadroga, PA	18	5	1120	1494	75.0
Arthur Tyson, NY	16	7	1133	1516	74.7
Elmer Hohl Can	15	8	975	1354	72.0
Don Ward, TN	15	8	1057	1478	71.5
W. R. Williams, Jr, CA	14	9	1086	1438	75.5
C. G. Bowker, TX	13	10	1008	1370	73.6
Merlin Potts, KS	13	10	1002	1382	72.5
Don Kuchcinski, PA	12	11	1035	1458	71.0
Chas Killgore, MO	10	13	1064	1472	72.3
Glen Henton, IA	10	13	990	1382	71.6
George Moon, OH	9	14	1018	1448	70.3
Elwyn Cooper, MO	8	15	891	1290	69.1
Oscar Manns, OH	8	15	893	1336	66.8
Kevin Cone, IA	7	16	902	1306	69.1
Bud Presnell, NC	7	16	949	1402	67.7
John Undelhofen, WI	7	16	896	1352	66.3
Roger Norwood, TN	6	17	1039	1502	69.2
Gordon Meece, OH	6	17	838	1290	65.0
Wm. Ungetheim, IN	5	18	832	1292	64.4
Jerry Holt, OK	3	20	714	1154	61.9

MENS CHAMPIONSHIP FINALS — (Continued)

1. DALE LIPOVSKY — MINN.

Opponent	Score	R	SP	%
C. Killgore	43-26	40	58	69.0
O. Manns	40- 9	30	38	78.9
B. Presnell	40-16	44	56	78.6
J. Undelhofen	41-14	35	44	79.5
K. Cone	40-13	45	54	83.3
G. Moon	41-39	57	78	73.1
E. Cooper	41- 6	24	30	80.0
W. Ungetheim	42-11	37	48	77.1
G. Meece	40-23	38	52	73.1
C. G. Bowker	42-31	46	64	71.9
D. Ward	38-40	46	68	67.6
R. Norwood	41- 6	53	70	75.7
A. Tyson	42- 8	46	56	82.1
M. Potts	36-41	46	66	69.7
E. Hohl	42-19	52	68	76.5
J. Holt	40- 3	22	26	84.6
G. Henton	40- 8	35	42	83.3
D. Kuchcinski	42-21	60	70	85.7
W. R. Williams	41- 8	59	70	84.3
A. Zadroga	45-34	63	78	80.8
J. Knisley	40-32	52	66	78.8
M. Seibold	43-20	57	68	83.8
R. Maddox	32-41	72	90	80.0

WON 20-LOST 3 1059 1360 77.9

2. JIM KNISLEY — OHIO

Opponent	Score	R	SP	%
O. Manns	42-11	30	40	75.0
B. Presnell	40-13	40	46	87.0
J. Undelhofen	40-18	41	50	82.0
K. Cone	42-13	62	76	81.6
G. Moon	41-25	50	62	80.6
C. Killgore	40-33	89	112	79.5
W. Ungetheim	42-28	49	64	76.6
G. Meece	40-36	54	70	77.1
C. G. Bowker	40- 9	39	44	88.6
D. Ward	37-42	49	66	74.2
R. Norwood	40-29	56	72	77.8
E. Cooper	43-21	38	48	79.2
G. Henton	44-34	54	70	77.1
D. Kuchcinski	41-20	57	70	81.4
A. Tyson	37-42	66	88	75.0
M. Potts	40-17	53	64	82.8
E. Hohl	40-15	45	52	86.5
J. Holt	42-13	42	50	84.0
A. Zadroga	29-41	48	72	66.7
R. Maddox	40-13	49	56	87.5
D. Lipovsky	32-40	49	74.2	
W. R. Williams	40-34	59	78	75.6
M. Seibold	38-40	62	84	73.8

WON 18-LOST 5 1181 1500 78.7

3. MARK SEIBOLD — IND.

Opponent	Score	R	SP	%
B. Presnell	26-43	52	76	68.4
J. Undelhofen	40-13	35	42	83.3
K. Cone	40-29	62	74	83.8
G. Moon	42-18	49	64	76.6
C. Killgore	41-25	44	56	78.6
O. Manns	40- 6	51	56	91.1
G. Meece	42- 3	27	28	96.4
C. G. Bowker	42-23	54	66	81.8
D. Ward	45-17	32	44	72.7
M. Seibold	44-32	54	70	77.1
E. Cooper	42- 3	34	38	89.5
W. Ungetheim	40- 7	22	26	84.6
J. Holt	40- 7	35	42	83.3
G. Henton	42-32	50	68	73.5
D. Kuchcinski	27-40	61	80	76.3
A. Tyson	41-30	54	66	81.8
M. Potts	41-11	29	38	76.3
E. Hohl	40-14	53	64	82.8
R. Maddox	23-41	30	50	60.0
W. R. Williams	41-21	41	50	82.0
A. Zadroga	36-42	38	55.9	
D. Lipovsky	20-43	49	68	72.1
J. Knisley	40-38	64	84	76.2

WON 18-LOST 5 1020 1306 78.1

4. RALPH MADDOX — W. VA.

Opponent	Score	R	SP	%
J. Undelhofen	41-35	57	78	73.1
K. Cone	41-20	48	62	77.4
G. Moon	41- 8	47	56	83.9
C. Killgore	41-24	74	92	80.4
O. Manns	40-29	48	70	68.6
B. Presnell	42-38	59	78	75.6
C. G. Bowker	41-21	42	62	67.7
D. Ward	40-20	43	56	76.8
R. Norwood	40-28	49	62	79.0
E. Cooper	40-12	32	40	80.0
W. Ungetheim	41-13	36	56	64.3
G. Meece	36-40	45	68	66.2
M. Potts	20-41	31	52	59.6
E. Hohl	40-26	42	56	75.0
H. Holt	42-16	41	50	82.0
G. Henton	35-40	55	78	70.5
D. Kuchcinski	40- 7	42	46	91.3
A. Tyson	22-42	48	68	70.6
M. Seibold	41-23	36	50	72.0
J. Knisley	13-40	40	56	71.4
W. R. Williams	41-19	67	78	85.9
A. Zadroga	45-35	53	66	80.3
D. Lipovsky	41-32	75	90	83.3

WON 18-LOST 5 1110 1470 75.5

MENS CHAMPIONSHIP FINALS — (Continued)

5. AL ZADROGA — PENN

Opponent	Score	R	SP	%
W. Ungetheim	41-20	37	48	77.1
G. Meece	42-18	39	52	75.0
C. G. Bowker	41-29	52	66	78.8
D. Ward	41-33	49	62	79.0
R. Norwood	40-31	67	82	81.7
E. Cooper	40-35	58	76	76.3
O. Manns	42-33	44	60	73.3
B. Presnell	41-31	56	74	75.7
J. Undelhofen	41-37	42	66	63.6
K. Cone	32-44	34	54	63.0
G. Moon	40-13	44	50	88.0
C. Killgore	42-32	59	78	75.6
D. Kuchcinski	30-44	47	74	63.5
A. Tyson	41-16	42	54	77.8
M. Potts	41-11	40	48	83.3
E. Hohl	33-42	55	76	72.4
J. Holt	40-17	31	46	67.4
G. Henton	41-32	58	74	78.4
J. Knisley	41-29	53	72	73.6
D. Lipovsky	34-45	60	78	76.9
M. Seibold	42-36	38	56	67.9
R. Maddox	35-45	49	66	74.2
W. R. Williams	44-39	66	82	80.5

WON 18-LOST 5

1120 1494 75.0

6. ART TYSON — NEW YORK

Opponent	Score	R	SP	%
D. Ward	38-41	59	86	68.6
R. Norwood	42-13	41	50	82.0
E. Cooper	35-40	61	78	78.2
W. Ungetheim	41-38	49	66	74.2
G. Meece	41-19	51	64	79.7
C. G. Bowker	39-40	60	80	75.0
K. Cone	37-42	45	66	68.2
G. Moon	44-28	36	52	69.2
C. Killgore	41-34	48	66	72.7
O. Manns	40-32	41	58	70.7
B. Presnell	40-39	47	64	73.4
J. Undelhofen	41-37	55	82	67.1
D. Lipovsky	28-42	41	56	73.2
A. Zadroga	16-41	34	54	63.0
J. Knisley	42-37	65	88	73.9
M. Seibold	30-41	51	66	77.3
W. R. Williams	41-38	81	98	82.7
R. Maddox	42-22	56	68	82.4
J. Holt	43-11	33	44	75.0
G. Henton	42-19	38	46	82.6
D. Kuchcinski	41-24	43	56	76.8
M. Potts	40-28	47	64	73.4
E. Hohl	40-25	51	64	79.7

WON 16-LOST 7

1133 1516 74.7

7. ELMER HOHL — CANADA

Opponent	Score	R	SP	%
K. Cone	40-7	30	34	88.2
G. Moon	37-42	45	66	68.2
C. Killgore	40-30	42	54	77.8
O. Manns	42-32	46	64	71.9
B. Presnell	41-13	33	44	75.0
J. Undelhofen	42-7	35	42	83.3
D. Ward	27-41	36	58	62.1
R. Norwood	41-27	57	74	77.0
E. Cooper	43-12	34	46	73.9
W. Ungetheim	40-11	42	54	77.8
G. Meece	40-34	42	62	67.7
C. G. Bowker	41-34	40	56	71.4
W. R. Williams	24-41	27	44	61.4
R. Maddox	26-40	38	56	67.9
D. Lipovsky	19-42	45	68	66.2
A. Zadroga	42-33	58	76	76.3
J. Knisley	15-40	37	52	71.2
M. Seibold	14-40	45	64	70.3
D. Kuchcinski	41-37	56	78	71.8
J. Holt	42-34	34	50	68.0
M. Potts	40-35	57	84	67.9
G. Henton	41-27	51	64	79.7
A. Tyson	25-40	45	64	70.3

WON 15-LOST 8

975 1354 72.0

8. DON WARD — TENNESSEE

Opponent	Score	R	SP	%
A. Tyson	41-38	59	86	68.6
G. Henton	41-37	64	86	74.4
J. Holt	17-41	32	52	61.5
A. Zadroga	33-41	46	62	74.2
M. Potts	42-31	45	60	75.0
D. Kuchcinski	28-41	33	50	66.0
E. Hohl	41-27	42	58	72.4
R. Maddox	20-40	37	56	66.1
M. Seibold	17-45	22	44	50.0
J. Knisley	42-37	50	66	75.8
D. Lipovsky	40-38	48	68	70.6
W. R. Williams	41-26	47	60	78.3
W. Ungetheim	36-40	38	64	59.4
O. Manns	24-42	31	54	57.4
J. Undelhofen	41-27	37	50	74.0
R. Norwood	41-26	61	78	78.2
G. Meece	42-36	54	78	69.2
B. Presnell	41-36	64	84	76.2
E. Cooper	42-17	51	60	85.0
C. Killgore	40-37	65	80	81.3
K. Cone	41-25	43	54	79.6
G. Moon	8-41	22	44	50.0
C. G. Bowker	40-34	66	84	78.6

WON 15-LOST 8

1057 1478 71.5

MEN'S CHAMPIONSHIP FINALS — (Continued)

9. W. R. WILLIAMS, JR — CA

Opponent	Score	R	SP	%
G. Moon	27-43	37	56	66.1
C. Killgore	41-28	37	54	68.5
O. Manns	40-22	56	70	80.0
B. Presnell	42-8	34	46	73.9
J. Undelhofen	42-11	50	58	86.2
K. Cone	41-21	56	76	73.7
R. Norwood	41-18	35	48	72.9
E. Cooper	41-38	47	70	67.1
W. Ungetheim	44-35	58	78	74.1
G. Meece	42-14	33	40	82.5
C. G. Bowker	41-21	48	60	80.0
D. Ward	26-41	42	60	70.0
E. Hohl	41-24	32	44	72.7
J. Holt	40-16	33	40	82.5
G. Henton	22-41	42	60	70.0
D. Kuchcinski	41-39	55	74	74.3
A. Tyson	38-41	80	98	81.6
M. Potts	42-15	42	48	87.5
D. Lipovsky	18-41	51	70	72.9
M. Seibold	21-41	35	50	70.0
R. Maddox	19-41	59	78	75.6
J. Knisley	34-40	59	78	75.6
A. Zadroga	39-44	65	82	79.3

WON 14-LOST 9

1086 1438 75.5


10. C. G. BOWKER — TEXAS

Opponent	Score	R	SP	%
G. Henton	40-21	41	52	78.8
J. Holt	41-16	36	44	81.8
A. Zadroga	29-41	48	66	72.7
M. Potts	40-33	65	80	81.3
D. Kuchcinski	42-24	47	62	75.8
A. Tyson	40-39	62	80	77.5
R. Maddox	21-41	37	62	59.7
M. Seibold	23-42	48	66	72.7
J. Knisley	9-40	29	44	65.9
D. Lipovsky	31-42	42	64	65.6
W. R. Williams	21-41	43	60	71.7
E. Hohl	34-41	37	56	66.1
O. Manns	42-16	36	42	85.7
J. Undelhofen	25-41	27	46	58.7
R. Norwood	41-28	41	56	73.2
G. Meece	41-21	28	42	66.7
B. Presnell	41-33	52	68	76.5
W. Ungetheim	42-32	42	58	72.4
K. Cone	41-13	50	62	80.6
E. Cooper	43-13	32	40	80.0
G. Moon	44-24	50	62	80.6
C. Killgore	37-40	51	74	68.9
D. Ward	34-40	64	84	76.2

WON 13-LOST 10

1008 1370 73.6

TED ALLEN HORSESHOES



An original professional shoe. Still the very best professional shoe — Designed by a Champion — Used by many Champions — Not all users will become champions, but by throwing ALLEN's, you know that you've performed your best.

The designed features were invented by TED ALLEN, a 10 time world champion. He has made world records over and over with them. The design was a leader. After years it came to be a trend as a guideline in shoe equipment.

You can't go wrong in using them.

1045 LINDEN AVENUE

BOULDER, COLORADO 80302

MEN'S CHAMPIONSHIP FINALS — (Continued)

11. MERLIN POTTS — KANSAS

Opponent	Score	R	SP	%
E. Cooper	42-16	41	54	75.9
W. Ungetheim	40-28	55	74	74.3
G. Meece	40-38	35	54	64.8
C. G. Bowker	33-40	62	80	77.5
D. Ward	31-42	42	60	70.0
R. Norwood	40-29	67	82	81.7
C. Killgore	41-15	46	56	82.1
O. Manns	32-40	70	94	74.5
B. Presnell	42-19	32	44	72.7
J. Undelhofen	41- 6	33	46	71.7
K. Cone	41-12	32	38	84.2
G. Moon	24-41	49	70	70.0
R. Maddox	41-20	37	52	71.2
D. Lipovsky	41-36	47	66	71.2
A. Zadroga	11-41	30	48	62.5
J. Knisley	17-40	45	64	70.3
M. Seibold	11-41	19	38	50.0
W. R. Williams	15-42	33	48	68.8
G. Henton	42-32	40	56	71.4
D. Kuchcinski	41-35	60	78	76.9
E. Hohl	35-40	59	84	70.2
A. Tyson	28-40	43	64	67.2
J. Holt	41- 6	25	32	78.1
WON 13-LOST 10		1002	1382	72.5

12. DON KUCHCINSKI — PENN.

Opponent	Score	R	SP	%
R. Norwood	40-33	42	62	67.7
E. Cooper	40-21	40	56	71.4
W. Ungetheim	40-36	46	68	67.6
G. Meece	35-41	49	70	70.0
C. G. Bowker	24-42	41	62	66.1
D. Ward	41-28	37	50	74.0
G. Moon	40-20	31	50	62.0
C. Killgore	14-40	32	54	59.3
O. Manns	41-30	44	62	71.0
B. Presnell	41-38	34	56	60.7
J. Undelhofen	41-18	43	54	79.6
K. Cone	19-40	35	58	60.3
A. Zadroga	44-30	52	74	70.3
J. Knisley	20-41	50	70	71.4
M. Seibold	40-27	65	80	81.3
W. R. Williams	39-41	54	74	73.0
R. Maddox	7-40	31	46	67.4
D. Lipovsky	21-42	52	70	74.3
E. Hohl	37-41	55	78	70.5
M. Potts	35-41	59	78	75.6
A. Tyson	24-41	37	56	66.1
J. Holt	42-20	61	72	84.7
WON 12-LOST 11		1035	1458	71.0

13. CHARLES KILGORE — MO.

Opponent	Score	R	SP	%
D. Lipovsky	26-43	32	58	55.2
W. R. Williams	28-41	32	54	59.3
E. Hohl	30-40	38	54	70.4
R. Maddox	24-41	70	92	76.1
M. Seibold	25-41	39	56	69.6
J. Knisley	33-40	89	112	79.5
M. Potts	15-41	37	56	66.1
D. Kuchcinski	40-14	40	54	74.1
A. Tyson	34-41	45	66	68.2
G. Henton	40-12	40	48	83.3
J. Holt	42-25	50	64	78.1
A. Zadroga	32-42	57	78	73.1
R. Norwood	36-43	47	68	69.1
G. Meece	41- 9	40	46	87.0
B. Presnell	42-18	55	76	72.4
W. Ungetheim	41-26	37	52	71.2
O. Manns	38-41	49	72	68.1
J. Undelhofen	28-44	39	62	62.9
G. Moon	40-11	37	48	77.1
D. Ward	37-40	64	80	80.0
E. Cooper	44-22	54	66	81.8
C. G. Bowker	40-37	41	74	55.4
K. Cone	42- 7	32	36	88.9
WON 10-LOST 13		1064	1472	72.3

14. GLEN HENTON — IOWA

Opponent	Score	R	SP	%
C. G. Bowker	21-40	35	52	67.3
D. Ward	37-41	61	86	70.9
R. Norwood	40-33	55	74	74.3
E. Cooper	6-42	17	34	50.0
W. Ungetheim	40-19	35	50	70.0
G. Meece	42-21	45	58	77.6
J. Undelhofen	42-28	53	66	80.3
K. Cone	43-31	56	72	77.8
G. Moon	42-17	36	46	78.3
C. Killgore	12-40	32	48	66.7
O. Manns	41-16	38	50	76.0
B. Presnell	36-40	51	76	67.1
J. Knisley	34-44	51	70	72.9
M. Seibold	32-42	47	68	69.1
W. R. Williams	41-22	48	60	80.0
R. Maddox	40-35	57	78	73.1
D. Lipovsky	8-40	24	42	57.1
A. Zadroga	32-41	55	74	74.3
M. Potts	32-42	36	56	64.3
A. Tyson	19-42	30	46	65.2
J. Holt	41-17	28	40	70.0
E. Hohl	27-41	46	64	71.9
D. Kuchcinski	20-42	54	72	75.0
WON 10-LOST 13		990	1382	71.6

MEN'S CHAMPIONSHIP FINALS — (Continued)

15. GEORGE MOON, — OHIO

Opponent	Score	R	SP	%
W.R. Williams.....	43-27	43	56	76.8
E. Hohl.....	42-37	47	66	71.2
R. Maddox.....	8-41	37	56	66.1
M. Seibold.....	18-42	42	64	65.6
J. Knisley.....	25-41	45	62	72.6
D. Lipovsky.....	39-41	59	78	75.6
D. Kuchcinski.....	20-40	27	50	54.0
A. Tyson.....	28-44	31	52	59.6
G. Henton.....	17-42	26	46	56.5
J. Holt.....	42-39	54	72	75.0
A. Zadroga.....	13-40	35	60	58.3
M. Potts.....	41-24	55	70	78.6
J. Undelhofen.....	41-19	44	58	75.9
R. Norwood.....	30-42	51	76	67.1
G. Meece.....	34-42	41	60	68.3
B. Presnell.....	40-29	45	64	70.3
W. Ungetheim.....	40-27	42	54	77.8
O. Manns.....	29-42	56	78	71.8
C. Killgore.....	11-40	28	48	58.3
K. Cone.....	40-36	63	80	78.8
C.G. Bowker.....	24-44	44	62	71.0
D. Ward.....	41- 8	32	44	72.7
E. Cooper.....	34-40	71	92	77.2

WON 9 — LOST 14 1018 1448 70.3

16. ELWYN COOPER — MO.

Opponent	Score	R	SP	%
M. Potts.....	16-14	34	54	63.0
D. Kuchcinski.....	21-40	36	56	64.3
A. Tyson.....	40-35	63	78	80.8
G. Henton.....	42- 6	28	34	82.4
J. Holt.....	42-21	41	54	75.9
A. Zadroga.....	35-40	57	76	75.0
D. Lipovsky.....	6-41	13	30	43.3
W.R. Williams.....	38-41	45	70	64.3
E. Hohl.....	12-43	24	46	52.2
R. Maddox.....	12-40	24	40	60.0
M. Seibold.....	3-42	22	38	57.9
J. Knisley.....	21-43	31	48	64.6
B. Presnell.....	40-31	33	48	68.8
W. Ungetheim.....	38-43	54	78	69.2
O. Manns.....	40-37	43	64	67.2
J. Undelhofen.....	30-41	47	70	67.1
R. Norwood.....	41-15	26	36	72.2
G. Meece.....	38-42	48	68	70.6
D. Ward.....	17-42	42	60	70.0
C.G. Bowker.....	13-43	22	40	55.0
C. Killgore.....	22-44	47	66	71.2
K. Cone.....	41- 9	38	44	86.4
G. Moon.....	40-34	73	92	79.3

WON 8 — LOST 15 891 1290 69.1

17. OSCAR MANNS — OHIO

Opponent	Score	R	SP	%
J. Knisley.....	11-42	20	40	50.0
D. Lipovsky.....	9-40	20	38	52.6
W.R. Williams.....	22-40	49	70	70.0
E. Hohl.....	32-42	43	64	67.2
R. Maddox.....	29-40	46	70	65.7
M. Seibold.....	6-40	39	56	69.6
A. Zadroga.....	33-42	40	60	66.7
M. Potts.....	40-23	71	94	75.5
D. Kuchcinski.....	30-41	40	62	64.5
A. Tyson.....	32-40	38	58	65.5
G. Henton.....	16-41	31	50	62.0
J. Holt.....	34-40	34	56	60.7
C.G. Bowker.....	16-42	27	42	64.3
D. Ward.....	42-24	37	54	68.5
E. Cooper.....	37-40	41	64	64.1
K. Cone.....	44-25	30	46	65.2
C. Killgore.....	41-38	48	72	66.7
G. Moon.....	42-29	59	78	75.6
W. Ungetheim.....	23-42	40	60	66.7
R. Norwood.....	41-26	43	62	69.4
B. Presnell.....	19-40	30	50	60.0
J. Undelhofen.....	40-12	31	40	77.5
G. Meece.....	41-15	36	50	72.0

WON 8 — LOST 5 893 1336 66.8

18. KEVIN CONE — IOWA

Opponent	Score	R	SP	%
E. Hohl.....	7-40	19	34	55.9
R. Maddox.....	20-41	42	62	67.7
M. Seibold.....	29-40	58	74	78.4
J. Knisley.....	13-42	53	76	69.7
D. Lipovsky.....	13-40	35	54	64.8
W.R. Williams.....	21-41	51	76	67.1
A. Tyson.....	42-37	46	66	69.7
G. Henton.....	31-43	53	72	73.6
J. Holt.....	13-41	17	34	50.0
A. Zadroga.....	44-32	37	54	68.5
M. Potts.....	12-41	23	38	60.5
D. Kuchcinski.....	40-19	44	58	75.9
G. Meece.....	44-28	38	58	65.5
B. Presnell.....	33-42	25	44	56.8
W. Ungetheim.....	41-12	35	44	79.5
O. Manns.....	25-44	25	46	54.3
J. Undelhofen.....	41-21	62	76	81.6
R. Norwood.....	41-26	51	64	79.7
C.G. Bowker.....	13-41	42	62	67.7
G. Moon.....	36-40	60	80	75.0
D. Ward.....	25-41	38	54	70.4
E. Cooper.....	9-41	28	44	63.6
C. Killgore.....	7-42	20	36	55.6

WON 7 — LOST 16 902 1306 69.1

MEN'S CHAMPIONSHIP FINALS — (Continued)

19. BUD PRESNELL — N.C.

Opponent	Score	R	SP	%
M. Seibold.....	43-26	57	76	75.0
J. Knisley.....	13-40	31	46	67.4
D. Lipovsky.....	16-40	37	56	66.1
W.R. Williams.....	8-42	22	46	47.8
E. Hohl.....	13-41	23	44	52.3
R. Maddox.....	38-42	57	78	73.1
J. Holt.....	42-20	29	46	63.0
A. Zadroga.....	31-41	53	74	71.6
M. Potts.....	19-42	25	44	56.8
D. Kuchcinski.....	38-41	34	56	60.7
A. Tyson.....	39-40	46	64	71.9
G. Henton.....	40-36	53	76	69.7
E. Cooper.....	31-40	29	48	60.4
K. Cone.....	42-33	29	44	65.9
C. Killgore.....	18-42	49	76	64.5
G. Moon.....	29-40	42	64	65.6
C.G. Bowker.....	33-41	49	68	72.1
D. Ward.....	36-41	64	84	76.2
G. Meece.....	42-38	43	64	67.2
J. Undelhofen.....	37-41	51	76	67.1
O. Manns.....	40-19	38	50	76.0
W. Ungetheim.....	23-42	37	58	63.8
R. Norwood.....	42-22	51	64	79.7
WON 7 — LOST 16		949	1402	67.7

20. JOHN UNDELHOFEN — WI

Opponent	Score	R	SP	%
R. Maddox.....	35-41	56	78	71.8
M. Seibold.....	13-40	26	42	61.9
J. Knisley.....	18-40	33	50	66.0
D. Lipovsky.....	14-41	26	44	59.1
W.R. Williams.....	11-42	40	58	69.0
E. Hohl.....	7-42	24	42	57.1
G. Henton.....	28-42	47	66	71.2
J. Holt.....	40-28	52	66	78.8
A. Zadroga.....	37-41	43	66	65.2
M. Potts.....	6-41	23	46	50.0
D. Kuchcinski.....	18-41	35	54	64.8
A. Tyson.....	37-41	55	82	67.1
G. Moon.....	19-41	36	58	62.1
C.G. Bowker.....	41-25	31	46	67.4
D. Ward.....	27-41	29	50	58.0
E. Cooper.....	41-30	50	70	71.4
K. Cone.....	21-40	57	76	75.0
C. Killgore.....	44-28	44	62	71.0
R. Norwood.....	35-40	52	76	68.4
B. Presnell.....	41-37	51	76	67.1
G. Meece.....	43-39	38	60	63.3
O. Manns.....	12-40	21	40	52.5
W. Ungetheim.....	41-17	27	44	61.4
WON 7 — LOST 16		896	1352	66.3

21. ROGER NORWOOD — TN

Opponent	Score	R	SP	%
Kuchcinski.....	33-40	40	62	64.5
A. Tyson.....	13-42	32	50	64.0
G. Henton.....	33-40	53	74	71.6
J. Holt.....	41-35	50	74	67.6
A. Zadroga.....	31-40	64	82	78.0
M. Potts.....	29-40	62	82	75.6
W.R. Williams.....	18-41	27	48	56.3
E. Hohl.....	27-41	53	74	71.6
R. Maddox.....	28-40	44	62	71.0
M. Seibold.....	32-44	50	70	71.4
J. Knisley.....	29-40	51	72	70.8
D. Lipovsky.....	36-41	51	70	72.9
C. Killgore.....	43-36	47	68	69.1
G. Moon.....	42-30	53	76	69.7
C.G. Bowker.....	28-41	36	56	64.3
D. Ward.....	26-41	55	78	70.5
E. Cooper.....	15-41	17	36	47.2
K. Cone.....	26-41	46	64	71.9
J. Undelhofen.....	40-35	54	76	71.1
O. Manns.....	26-41	38	62	61.3
W. Ungetheim.....	41-27	35	52	67.3
G. Meece.....	40-24	37	50	74.0
B. Presnell.....	22-42	44	64	68.8
WON 6 — LOST 17		1039	1502	69.2

22. GORDON MEECE — OH

Opponent	Score	R	SP	%
J. Holt.....	43-34	35	54	64.8
A. Zadroga.....	18-42	31	52	59.6
M. Potts.....	38-40	35	54	64.8
D. Kuchcinski.....	41-34	52	70	74.3
A. Tyson.....	19-41	45	64	70.3
G. Henton.....	21-42	38	58	65.5
M. Seibold.....	3-42	14	28	50.0
J. Knisley.....	36-40	52	70	74.3
D. Lipovsky.....	23-40	33	52	63.5
W.R. Williams.....	14-42	23	40	57.5
E. Hohl.....	34-40	40	62	64.5
R. Maddox.....	40-36	46	68	67.6
K. Cone.....	28-44	32	58	55.2
C. Killgore.....	9-41	30	46	65.2
G. Moon.....	42-34	43	60	71.7
C.G. Bowker.....	21-41	21	42	50.0
D. Ward.....	36-42	53	78	67.9
E. Cooper.....	42-38	49	68	72.1
B. Presnell.....	38-42	42	64	65.6
W. Ungetheim.....	40-10	28	36	77.8
J. Undelhofen.....	39-43	37	60	61.7
R. Norwood.....	24-40	31	50	62.0
O. Manns.....	15-41	28	56	50.0
WON 6 — LOST 17		838	1290	65.0

MEN'S CHAMPIONSHIP FINALS — (Continued)

23. WM. UNGETHEIM — IND

Opponent	Score	R	SP	%
A. Zadroga.....	20-41	30	48	62.5
M. Potts.....	28-40	51	74	68.9
D. Kuchcinski.....	36-40	48	68	70.6
A. Tyson.....	38-41	48	66	72.7
G. Henton.....	19-40	30	50	60.0
J. Holt.....	41-37	34	60	56.7
J. Knisley.....	28-42	44	64	68.8
D. Lipovsky.....	11-42	27	48	56.3
W.R. Williams.....	35-44	55	78	70.5
E. Hohl.....	11-40	33	54	61.1
R. Maddox.....	33-41	34	56	60.7
M. Seibold.....	7-40	11	26	42.3
D. Ward.....	40-36	40	64	62.5
E. Cooper.....	43-38	56	78	71.8
K. Cone.....	12-41	25	44	56.8
C. Killgore.....	26-41	32	52	61.5
G. Moon.....	27-40	37	54	68.5
C.G. Bowker.....	32-42	39	58	67.2
O. Manns.....	42-23	46	60	76.7
G. Meece.....	10-40	19	36	52.8
R. Norwood.....	27-41	32	52	61.5
B. Presnell.....	42-23	43	58	74.1
J. Undelhofen.....	17-41	18	44	40.9

WON 5 — LOST 18

832 1292 64.4

24. JERRY HOLT — OKLA.

Opponent	Score	R	SP	%
G. Meece.....	34-43	33	54	61.1
C.G. Bowker.....	16-41	28	44	63.6
D. Ward.....	41-17	40	52	76.9
R. Norwood.....	35-41	47	74	63.5
E. Cooper.....	21-42	34	54	63.0
W. Ungetheim.....	37-41	33	60	55.0
B. Presnell.....	20-42	22	46	47.8
J. Undelhofen.....	28-40	47	66	71.2
K. Cone.....	41-13	26	34	76.5
G. Moon.....	39-42	53	72	73.6
C. Killgore.....	25-42	43	64	67.2
O. Manns.....	40-34	36	56	64.3
M. Seibold.....	7-40	25	42	59.5
W.R. Williams.....	16-40	25	40	62.5
R. Maddox.....	16-42	33	50	66.0
D. Lipovsky.....	3-40	10	26	38.5
A. Zadroga.....	17-40	23	46	50.0
J. Knisley.....	13-42	33	50	66.0
A. Tyson.....	11-43	22	44	50.0
E. Hohl.....	34-42	31	50	62.0
G. Henton.....	17-41	19	40	47.5
D. Kuchcinski.....	19-42	37	58	63.8
M. Potts.....	6-41	14	32	43.8

WON 3 — LOST 20

714 1154 61.9

THE NEW IMPROVED


IMPERIAL

- BETTER ENERGY ABSORPTION
- LARGER RINGER BREAK
- WIDER BLADES
- REDUCED PRICES

U.S.A. PRICES
(Postpaid)

1 Pair	\$26.00
2 to 5 Pair	\$25.00
6 Pr. & Over	\$20.00

Freight Collect



CLYDE MARTZ

3726 Henley Dr.

Pittsburgh, Pa. 15235

PHONE: 412-731-4662

PHYLLIS NEGAARD RETAINS WOMEN'S WORLD TITLE

CHAMPIONSHIP WOMEN — FINALS — SUMMARY

	W-L	R	SP	%
Phyllis Negaard, MN...	9-2	589	700	84.1
Tari Powell, IL.....	8-3	672	830	81.0
Frances Carnahan, PA...	8-3	566	740	76.5
Vicki Winston, MO.....	8-3	507	678	74.8
Deborah Michaud, MA...	7-4	676	834	81.1
Connie Still, OH.....	6-5	399	580	68.8

TARI POWELL — IL

Opponent	Score	R	SP	%
Opal Reno, OH.....	42-31	81	98	82.7
Deborah Michaud, MA...	26-40	109	126	86.5
Ruth Hangen, NY.....	0-28	86	100	86.0
Phyllis Negaard, MN...	16-41	42	58	72.4
Vicki Winston, MO.....	39-41	80	100	80.0
Sandy Karasch, MN.....	42-28	51	62	82.3
Connie Still, OH.....	44-20	38	48	79.2
Connie Swartz, OH.....	40-5	33	44	75.0
Lorraine Thomas, NY...	41-34	54	72	75.0
Liz Downer, VT.....	45-4	35	42	83.3
Frances Carnahan, PA...	42-30	63	80	78.8

WON 8 — LOST 3 672 830 81.0

PHYLLIS NEGAARD — MN

Opponent	Score	R	SP	%
Connie Swartz, OH.....	40-10	29	36	80.6
Liz Downer, VT.....	41-24	69	82	84.1
Connie Still, OH.....	42-8	35	40	87.5
Tari Powell, IL.....	41-16	50	58	86.2
Lorraine Thomas, NY...	41-19	67	76	88.2
Frances Carnahan, PA...	41-17	56	66	84.8
Vicki Winston, MO.....	41-13	43	52	82.7
Sandy Karasch, MN.....	41-14	68	78	87.2
Ruth Hangen, NY.....	14-42	42	60	70.0
Opal Reno, OH.....	40-3	46	48	95.8
Deborah Michaud, MA...	13-42	84	104	80.8

WON 9 — LOST 2 589 700 84.1

RUTH HANGEN — NY

Opponent	Score	R	SP	%
Liz Downer, VT.....	41-36	46	64	71.9
Connie Still, OH.....	29-42	31	50	62.0
Tari Powell, IL.....	28-40	81	100	81.0
Lorraine Thomas, NY...	30-40	69	86	80.2
Frances Carnahan, PA...	35-41	49	68	72.1
Connie Swartz, OH.....	42-4	22	26	84.6
Deborah Michaud, MA...	73-90	90	81	81.1
Opal Reno, OH.....	43-21	61	72	84.7
Phyllis Negaard, MN...	42-14	51	60	85.0
Vicki Winston, MO.....	22-41	32	50	64.0
Sandy Karasch, MN.....	39-45	61	82	74.4

WON 5 — LOST 6 576 748 77.0

DEBORAH MICHAUD — MA

Opponent	Score	R	SP	%
Connie Still, OH.....	41-8	41	52	78.8
Tari Powell, IL.....	40-26	114	126	90.5
Lorraine Thomas, NY...	42-30	63	80	78.8
Frances Carnahan, PA...	34-40	57	78	73.1
Connie Swartz, OH.....	41-16	27	36	75.0
Liz Downer, VT.....	42-28	65	82	79.3
Ruth Hangen, NY.....	36-41	73	90	81.1
Vicki Winston, MO.....	24-41	68	86	79.1
Opal Reno, OH.....	13-40	37	52	71.2
Sandy Karasch, MN.....	42-25	37	48	77.1
Phyllis Negaard, MN...	42-13	94	104	90.4

WON 7 — LOST 4 676 834 81.1

Opal Reno, OH.....	5-6	524	680	77.1
Ruth Hangen, NY.....	5-6	576	748	77.0
Sandy Karasch, MN...	4-7	488	660	73.9
Lorraine Thomas, NY...	4-7	541	732	73.9
Liz Downer, VT.....	2-9	492	694	70.9
Connie Swartz, OH.....	0-11	229	452	50.7

OPAL RENO — OH

Opponent	Score	R	SP	%
Tari Powell, IL.....	31-42	77	98	78.6
Lorraine Thomas, NY...	40-21	38	46	82.6
Frances Carnahan, PA...	42-38	61	78	78.2
Connie Swartz, OH.....	41-4	26	30	86.7
Liz Downer, VT.....	22-44	29	50	58.0
Connie Still, OH.....	11-41	47	66	71.2
Sandy Karasch, MN.....	41-25	61	72	84.7
Ruth Hangen, NY.....	21-43	53	72	73.6
Deborah Michaud, MA...	40-13	46	52	88.5
Phyllis Negaard, MN...	3-40	34	48	70.8
Vicki Winston, MO.....	22-40	52	68	76.5

WON 5 — LOST 6 524 680 77.1

SANDY KARASCH — MN

Opponent	Score	R	SP	%
Lorraine Thomas, NY...	40-38	47	64	73.4
Frances Carnahan, PA...	15-40	50	64	78.1
Connie Swartz, OH.....	42-9	25	32	78.1
Liz Downer, VT.....	42-25	54	68	79.4
Connie Still, OH.....	10-40	22	38	57.9
Tari Powell, IL.....	28-42	46	62	74.2
Opal Reno, OH.....	25-41	56	72	77.8
Phyllis Negaard, MN...	14-41	59	78	75.6
Vicki Winston, MO.....	13-41	35	52	67.3
Deborah Michaud, MA...	25-42	31	48	64.6
Ruth Hangen, NY.....	45-39	63	82	76.8

WON 4 — LOST 7 488 660 73.9

VICKI WINSTON — MO

Opponent	Score	R	SP	%
Frances Carnahan, PA...	14-42	24	42	57.1
Connie Swartz, OH.....	43-20	53	70	75.7
Liz Downer, VT.....	42-21	32	42	76.2
Connie Still, OH.....	40-34	46	66	69.7
Tari Powell, IL.....	41-39	79	100	79.0
Lorraine Thomas, NY...	8-40	25	50	50.0
Phyllis Negaard, MN...	13-41	34	52	65.4
Deborah Michaud, MA...	41-24	74	86	86.0
Sandy Karasch, MN.....	41-13	44	52	84.6
Ruth Hangen, NY.....	41-22	38	50	76.0
Opal Reno, OH.....	40-22	58	68	85.3

WON 8 — LOST 3 507 678 74.8

FRANCES CARNAHAN — PA

Opponent	Score	R	SP	%
Vicki Winston, MO.....	42-14	33	42	78.6
Sandy Karasch, MN...	40-15	58	64	90.6
Opal Reno, OH.....	38-42	60	78	76.9
Deborah Michaud, MA...	40-34	58	78	74.4
Ruth Hangen, NY.....	41-35	51	68	75.0
Phyllis Negaard, MN...	17-41	48	66	72.7
Connie Swartz, OH.....	42-11	25	36	69.4
Liz Downer, VT.....	42-38	82	102	80.4
Connie Still, OH.....	40-23	44	54	81.5
Lorraine Thomas, NY...	41-39	48	72	66.7
Tari Powell, IL.....	30-42	59	80	73.8

WON 8 — LOST 3 566 740 67.5

WOMENS CLASSES — (Continued)

LORRAINE THOMAS — NY

Opponent	Score	R	SP	%
Sandy Karasch, MN....	38-40	46	64	71.9
Opal Reno, OH.....	21-40	32	46	69.6
Deborah Michaud, MA...	30-42	58	80	72.5
Ruth Hangen, NY.....	40-30	73	86	84.9
Phyllis Negaard, MN...	19-41	60	76	78.9
Vicki Winston, MO.....	40-8	35	50	70.0
Liz Downer, VT.....	44-19	58	70	82.9
Connie Still, OH.....	34-40	51	70	72.9
Tari Powell, IL.....	34-41	51	72	70.8
Frances Carnahan, PA...	39-41	48	72	66.7
Connie Swartz, OH.....	40-18	29	46	63.0
WON 4 — LOST 7		541	732	73.9

CONNIE SWARTZ — OH

Opponent	Score	R	SP	%
Phyllis Negaard, MN....	10-40	19	36	52.8
Vicki Winston, MO.....	20-43	46	70	65.7
Sandy Karasch, MN....	9-42	15	32	46.9
Opal Reno, OH.....	4-41	14	30	46.7
Deborah Michaud, MA...	16-41	19	36	52.8
Ruth Hangen, NY.....	4-42	9	26	34.6
Frances Carnahan, PA...	11-42	15	36	41.7
Tari Powell, IL.....	5-40	22	44	50.0
Liz Downer, VT.....	16-44	27	46	58.7
Connie Still, OH.....	20-40	21	50	42.0
Tari Powell, IL.....	18-40	22	46	47.8
WON 0 — LOST 11		229	452	50.7

CONNIE STILL — OH

Opponent	Score	R	SP	%
Deborah Michaud, MA...	8-41	31	52	59.6
Ruth Hangen, NY.....	42-29	35	50	70.0
Phyllis Negaard, MN...	8-42	23	40	57.5
Vicki Winston, MO.....	34-40	44	66	66.7
Sandy Karasch, MN....	40-10	32	38	84.2
Opal Reno, OH.....	41-11	57	66	86.4
Tari Powell, IL.....	20-44	30	48	62.5
Lorraine Thomas, NY...	40-34	52	70	74.3
Frances Carnahan, PA...	23-40	38	54	70.4
Connie Swartz, OH.....	40-20	26	50	52.0
Liz Downer, VT.....	40-19	31	46	67.4
WON 6 — LOST 5		399	580	68.8

LIZ DOWNER — VT

Opponent	Score	R	SP	%
Ruth Hangen, NY.....	36-41	44	64	68.8
Phyllis Negaard, MN....	24-41	63	82	76.8
Vicki Winston, MO.....	21-42	26	42	61.9
Sandy Karasch, MN....	25-42	48	68	70.6
Opal Reno, OH.....	44-22	37	50	74.0
Deborah Michaud, MA...	28-42	60	82	73.2
Lorraine Thomas, NY...	19-44	49	70	70.0
Frances Carnahan, PA...	38-42	82	102	80.4
Connie Swartz, OH.....	44-16	35	46	76.1
Tari Powell, IL.....	4-45	22	42	52.4
Connie Still, OH.....	19-40	26	46	56.5
WON 2 — LOST 9		492	694	70.9

CHAMPIONSHIP WOMEN — SEC A — SUMMARY

	W-L	R	SP	%
Lorraine Thomas, NY...	7-0	251	350	71.7
Phyllis Negaard, MN...	6-1	253	350	72.3
Liz Downer, VT.....	5-2	225	350	64.3
Connie Still, OH.....	4-3	236	350	67.4
Evelyn Johnson, OK....	3-4	174	350	49.7
B. Baillargeon, MA....	2-5	189	350	54.0
Debra Frederick, OK....	1-6	175	350	50.0
Barbara Dow, CA.....	0-7	163	350	46.6

CHAMPIONSHIP WOMEN — SEC B — SUMMARY

	W-L	R	SP	%
Deborah Michaud, MA...	7-0	285	350	81.4
Sandy Karasch, MN....	6-1	268	350	76.6
Ann Wedel, MI.....	4-3	216	350	61.7
Beverly Nathe, MN....	3-4	223	350	63.7
Jean Myers, OH.....	3-4	19	350	56.9
Betty Dunlap, OH.....	3-4	198	50	56.6
Marilyn Hanes, NM....	2-5	164	350	46.9
Trudy Wells, IL.....	0-7	129	350	36.9

CHAMPIONSHIP WOMEN — SEC C — SUMMARY

	W-L	R	SP	%
Opal Reno, OH.....	7-0	280	350	80.0
Frances Carnahan, PA...	6-1	266	350	76.0
Tari Powell, IL.....	5-2	251	350	71.7
Jean Spaller, OH.....	3-4	222	350	63.4
Bonnie Seibold, IN....	3-4	172	350	49.1
Linda Pateneau, ME....	3-4	146	350	41.7
Janet Reno, OH.....	1-6	152	350	43.4
Tina Rash, OK.....	0-7	144	350	41.1

CHAMPIONSHIP WOMEN — SEC D — SUMMARY

	W-L	R	SP	%
Ruth Hangen, NY.....	7-0	289	350	82.6
Vicki Winston, MO.....	6-1	252	350	72.0
Sheila McGrath, CAN...	4-3	213	350	60.9
Connie Swartz, OH.....	4-3	206	350	58.9
Mable Hornback, KY....	2-5	190	350	54.3
Barbara Rose, OH.....	2-5	167	350	47.7
Cindy Dean, VA.....	2-5	163	350	46.6
Marg Johns, CAN.....	1-6	176	350	50.3

WOMENS CLASSES — (Continued)

WOMEN CLASS B — SUMMARY

	W-L	R	SP	%
Connie Swartz, OH.....	6-1	265	412	64.3
Beverly Nathe, MN.....	4-3	217	352	61.6
Sheila McGrath, CAN...	4-3	222	364	61.0
Jean Spaller, OH.....	4-3	251	418	60.0
Jean Myers, OH.....	3-4	179	332	53.9
Mable Hornback, KY...	3-4	203	378	53.7
Ann Wedel, MI.....	2-5	230	410	56.1
Betty Dunlap, OH.....	2-5	199	374	53.2

WOMENS CLASS D — SUMMARY

	W-L	R	SP	%
Janet Reno, OH.....	4-1	124	264	47.0
Barbara Dow, CA.....	4-1	120	264	45.5
Trudy Wells, IL.....	3-2	130	276	47.1
Cindy Dean, VA.....	3-2	121	270	44.8
Tina Rash, OK.....	1-4	93	226	41.2
Linda Pateneau, ME..	0-5	3	216	29.2

Barbara Dow, CA.....	6-1	137	280	48.9
Debbie Brown, VT.....	6-1	133	280	47.5
Dorothy Slocum, OH...	5-2	128	278	46.0
Charlotte Knabel, KY...	4-3	137	296	46.3

WOMEN CLASS C — SUMMARY

	W-L	R	SP	%
Marg Johns, CAN.....	6-1	157	302	52.0
B. Baillargeon, MA.....	5-2	184	310	59.4
Barbara Rose, OH.....	4-3	185	326	56.7
Bonnie Seibold, IN.....	4-3	135	280	48.2
Marilyn Hanes, NM.....	4-3	141	298	47.3
Evelyn Johnson.....	3-4	146	302	48.3
Debra Frederick, OK....	2-5	158	302	52.3
Blind.....	0-7	0	0	0.0

WOMENS CLASS E — SUMMARY

	W-L	R	SP	%
Barbara Rose, OH.....	7-0	145	282	51.4
Tina Rash, OK.....	5-2	153	316	48.4
Marilyn Hanes, NM.....	5-2	147	304	48.4
Regina Tyson, NY.....	4-3	135	286	47.2
Dawn Hughes, MN.....	3-4	134	300	44.7
Mary Ryan, MA.....	2-5	120	302	39.7
Jacqueline Brown, NC..	2-5	98	274	35.8
Blind.....	0-7	0	0	0.0

WOMENS CLASS F — SUMMARY

Joyce Francis, MO.....	4-3	127	286	44.4
M. Killgore, MO.....	2-5	88	250	35.2
Rosemary Curley, OH...	1-6	87	262	33.2
Blind.....	0-7	0	0	0.0

FREE!

Trophy & Awards Catalog



Call Toll-Free
1-800-628-9657
 In Mass. 1-800-282-7789

DINN BROS. The Trophy People

P.O. Box 111 • 68 Winter St. • Holyoke, MA 01041

WOMENS CLASSES — (Continued)

WOMENS CLASS G — SUMMARY

	W-L	R	SP	%
Sue Hale, KY.....	5-2	116	280	41.4
Karlynn Kelley, KY.....	5-2	115	302	38.1
Edith Gadoury, MA.....	5-2	100	282	35.5
L. Butterbaugh, OH.....	4-3	128	286	44.8
Lillian Minnich, KY.....	3-4	119	306	38.9
Eloise Keen, WV.....	3-4	106	280	37.9
Ginger Cain, OK.....	3-4	92	260	35.4

WOMENS CLASS I — SUMMARY

	W-L	R	SP	%
Joanne Burrow, NC.....	4-1	87	234	37.2
Pam Grooms, NE.....	4-1	95	276	34.4
Sally Grooms, NE.....	3-2	77	246	31.3
Helen Blacketer, KY.....	3-2	62	246	25.2
Jennifer Reno, OH.....	1-4	76	262	29.0
Jo Ann Wall, V.....	0-5	26	252	10.3

ALAN FRANCIS RETAINS
JUNIOR BOYS WORLD TITLE

CHAMPIONSHIP BOYS — FINALS

	W-L	R	SP	%
Francis, Alan, MO.....	9-2	536	674	79.5
Francis, Tom, MO.....	9-2	509	636	80.0
Dyson, Mark, NC.....	8-3	511	636	80.3
Henderson, Mike, AL.....	7-4	509	676	75.3
Pritzlaff, Bret, WI.....	6-5	571	760	75.1
Ungetheim, Steve, IN.....	6-5	468	624	75.0
Long, Steve, TN.....	5-6	386	638	60.5
Brown, Dan, OH.....	4-7	439	656	66.9
Bush, Mike, TN.....	4-7	420	644	65.2
Pike, Robert, NY.....	3-8	459	668	68.7
Secord, Jeff, WI.....	3-8	452	662	68.3
Moose, John, NC.....	2-9	344	562	61.2

CHAMPIONSHIP BOYS — SEC A — SUMMARY

	W-L	R	SP	%
Francis, Alan, MO.....	7-0	311	366	85.0
Henderson, Mike, AL.....	5-2	292	410	71.2
Secord, Jeff, WI.....	5-2	290	412	70.4
Williams, Tom, MI.....	4-3	195	332	58.7
Moose, John, NC.....	3-4	266	398	66.8
Bush, Mike, TN.....	2-5	241	368	65.5
Vernon, Teddy, NC.....	2-5	257	404	63.6
Baillargeon, MA.....	0-7	89	242	36.8

WOMENS CLASS H — SUMMARY

	W-L	R	SP	%
Loree Meier, MO.....	4-1	111	252	44.0
Bea Bottom, KY.....	4-1	74	242	30.6
Kathy Nockerts, KY.....	3-2	89	210	42.4
Ann Frankrone, KY.....	3-2	79	248	31.9
Mary Maness, NC.....	1-4	39	200	19.5
Pam Henderson, MO.....	0-5	29	196	14.8

WOMENS CLASS J — SUMMARY

	W-L	R	SP	%
Tammy Grooms, NE.....	8-1	121	400	30.3
Bessie Poore, NE.....	8-1	106	400	26.5
Viola Harris, PA.....	6-3	64	400	16.0
Jean Davenport, NE.....	5-4	89	400	22.3
Ruth Hix, VA.....	5-4	76	400	19.0
Agnes Snider, KY.....	5-4	63	400	15.8
Chris Moore, NC.....	5-4	59	400	14.8
Jean Long, PA.....	2-7	45	400	11.3
Susie Hamlin, IN.....	1-8	20	400	5.0

CHAMPIONSHIP BOYS — SEC B — SUMMARY

	W-L	R	SP	%
Francis, Tom, MO.....	7-0	209	248	84.3
Pritzlaff, Bret, WI.....	6-1	218	284	76.8
Meyer, Barry, CAN.....	5-2	143	238	60.1
Pike, Robert, NY.....	4-3	202	300	67.3
Kurtz, Kenneth, GA.....	3-4	99	226	43.8
Morris, Joey, PA.....	2-5	68	198	34.3
Perry, Shannon, VA.....	1-6	71	198	35.9
Blind.....	0-7	0	0	0.0

CHAMPIONSHIP BOYS — SEC C — SUMMARY

	W-L	R	SP	%
Dyson, Mark, NC.....	7-0	234	282	83.0
Long, Steve, TN.....	5-2	242	332	72.9
Brown, Dan, OH.....	5-2	242	334	72.5
Ungetheim, Steve, IN.....	5-2	259	368	70.4
Hymer, Timmy, OH.....	3-4	155	292	53.1
Hart, Jeff, MO.....	2-5	105	266	39.5
Bonham, Clayton, MI.....	1-6	106	282	37.6
Brown, Shawn, NC.....	0-7	59	228	25.9

BOYS CLASS B — SUMMARY

	W-L	R	SP	%
Bush, Mike, TN.....	5-0	149	194	76.8
Williams, Tom, MI.....	4-1	101	182	55.5
Kurtz, Kenneth, GA.....	3-2	82	180	45.6
Meyer, Barry, CAN.....	2-3	124	214	57.9
Hymer, Timmy, OH.....	1-4	108	218	49.5
Blind.....	0-5	0	0	0.0

BOYS CLASS C — SUMMARY

	W-L	R	SP	%
Morris, Joey, PA.....	5-0	92	180	51.1
Bonham, Clayton, MI.....	3-2	102	252	40.5
Baillargeon, Gary, MA.....	3-2	89	234	38.0
Hart, Jeff, MO.....	2-3	74	234	31.6
Perry, Shannon, VA.....	2-3	77	244	31.6
Brown, Shawn, NC.....	0-5	59	224	26.3

BOYS CLASS — (Continued)

BOYS CLASS D — SUMMARY

	W-L	R	SP	%
Baillargeon, Gary, NM...	4-1	95	240	39.6
Kurtz, Kenneth, GA.....	4-1	94	248	37.9
Bonham, Clayton, MI....	3-2	86	238	36.1
Bell, Troy, NC.....	2-3	84	270	31.1
Hanes, Michael, NM.....	2-3	69	254	27.2
Vogel, Brock, TX.....	0-5	47	238	19.7

BOYS CLASS E — SUMMARY

	W-L	R	SP	%
Hix, Eugene, VA.....	5-0	44	226	19.5
Hahn, Bradley, IN.....	4-1	42	260	16.2
Wiseman, David, WV....	3-2	47	214	22.0
Webb, Tony, KY.....	2-3	20	226	8.8
Schwartz, Matt, OH....	1-4	6	238	2.5
Blind.....	0-5	0	0	0.0

BONI BOSER RETAINS GIRLS'S WORLD CHAMPIONSHIP

CHAMPIONSHIP GIRLS — FINALS — SUMMARY

	W-L	R	SP	%
Boser, Boni, MN.....	7-0	141	210	67.1
Warters, Traci, NY.....	5-2	126	226	55.8
Hix, Renee, VA.....	5-2	130	256	50.8
Farris, Kristi, IN.....	4-3	113	290	39.0

	W-L	R	SP	%
Reno, Lorna, OH.....	3-4	93	240	38.8
Reno, Brenda, OH.....	3-4	96	290	33.1
Boser, Becky, MN.....	1-6	63	240	26.3
Blind.....	0-7	0	0	0.0

CHAMPIONSHIP GIRLS — FINALS

Hix, Renee, VA

Opponent	Score	R	SP	%
Blind.....	40-0	0	0	0.0
Boser, Becky, MN.....	4-7	18	30	60.0
Farris, Kristi, IN.....	44-27	23	42	54.8
Reno, Lorna, OH.....	41-37	19	48	39.6
Reno, Brenda, OH.....	30-42	20	48	41.7
Warters, Traci, NY.....	42-1	32	50	64.0
Boser, Boni, MN.....	11-41	18	38	47.4
WON 5 — LOST 2		130	256	50.8

Warters, Traci, NY

Opponent	Score	R	SP	%
Boser, Becky, MN.....	43-10	16	32	50.0
Blind.....	40-0	0	0	0.0
Reno, Lorna, OH.....	41-15	20	30	66.7
Farris, Kristi, IN.....	41-13	28	40	70.0
Boser, Boni, MN.....	15-42	19	38	50.0
Hix, Renee, VA.....	19-42	25	50	50.0
Reno, Brenda, OH.....	40-8	18	36	50.0
WON 5 — LOST 2		126	226	55.8

Reno, Lorna, OH

Opponent	Score	R	SP	%
Reno, Brenda, OH.....	41-19	21	38	55.3
Boser, Boni, MN.....	2-41	6	24	25.0
Warters, Traci, NY.....	15-41	11	30	36.7
Hix, Renee, VA.....	37-41	17	48	35.4
Blind.....	40-0	0	0	0.0
Farris, Kristi, IN.....	35-41	18	56	32.1
Boser, Becky, MN.....	40-23	20	44	45.5
WON 3 — LOST 4		93	240	38.8

Farris, Kristi, IN

Opponent	Score	R	SP	%
Boser, Boni, MN.....	10-40	15	42	35.7
Reno, Brenda, OH.....	41-31	24	66	36.4
Hix, Renee, VA.....	27-44	17	42	40.5
Warters, Traci, NY.....	13-41	19	40	47.5
Boser, Becky, MN.....	40-21	17	44	38.6
Reno, Lorna, OH.....	41-35	21	56	37.5
Blind.....	40-0	0	0	0.0
WON 4 — LOST 3		113	290	39.0

Boser, Boni, MN

Opponent	Score	R	SP	%
Farris, Kristi, IN.....	40-10	25	42	59.5
Reno, Lorna, OH.....	41-2	19	24	79.2
Boser, Becky, MN.....	40-3	19	28	67.9
Farris, Kristi, IN.....	40-0	0	0	0.0
Warters, Traci, NY.....	42-15	27	38	71.1
Reno, Brenda, OH.....	41-16	24	40	60.0
Hix, Renee, VA.....	41-11	27	38	71.1
WON 7 — LOST 0		141	210	67.1

Reno, Brenda, OH

Opponent	Score	R	SP	%
Reno, Lorna, OH.....	19-41	13	38	34.2
Farris, Kristi, IN.....	31-41	21	66	31.8
Blind.....	40-0	0	0	0.0
Boser, Becky, MN.....	40-38	13	62	21.0
Hix, Renee, VA.....	42-30	24	48	50.0
Boser, Boni, MN.....	16-41	16	40	40.0
Warters, Traci, NY.....	8-40	9	36	25.0
WON 3 — LOST 4		96	290	33.1

Boser, Becky, MN

Opponent	Score	R	SP	%
Warters, NY.....	10-43	6	32	18.8
Hix, Renee, VA.....	7-40	8	30	26.7
Boser, Boni, MN.....	3-40	8	28	28.6
Reno, Brenda, OH.....	38-40	14	62	22.6
Farris, Kristi, IN.....	21-40	11	44	25.0
Blind.....	40-0	0	0	0.0
Reno, Lorna, OH.....	23-40	16	44	36.4
WON 1 — LOST 6		63	240	26.3

GIRLS CLSAS B — SUMMARY

	W-L	R	SP	%
Moon, Pam, OH.....	3-0	27	82	32.9
Gadoury, Robin, MA....	2-1	9	124	7.3
Hix, Sonya, VA.....	1-2	4	118	3.4
Blind.....	0-3	0	0	0.0

GIRLS CLASSES — (Continued)

Moon, Pam, OH

Opponent	Score	R	SP	%
Gadoury, Robin, MA.....	42-5	16	44	36.4
Hix, Sonya, VA.....	43-4	11	38	28.9
Blind.....	40-0	0	0	0.0
WON 3 — LOST 0		27	82	32.9

Gadoury, Robin, MA

Opponent	Score	R	SP	%
Moon, Pam, OH.....	5-42	3	44	6.8
Blind.....	40-0	0	0	0.0
Hix, Sonya, VA.....	42-18	6	80	7.5
WON 2 — LOST 1		9	124	7.3

Hix, Sonya, VA

Opponent	Score	R	SP	%
Blind.....	40-0	0	0	0.0
Moon, Pam, OH.....	4-43	1	38	2.6
Gadoury, Robin, MA.....	18-42	3	80	3.8
WON 1 — LOST 2		4	118	3.4

BONI BOSER SPARKLES IN JUNIOR GIRL'S CLASS

To warm up for her 1984 debut into the women's division, Boni Boser recaptured the World Horseshoe Pitching Championship for Junior Girls. Her highest game was 79.2% and no opponent earned more than 16 points against her.

LEE ELBE EXPRESSES THANKS FROM 1985 W.T. HOSTS

Thanks to the officers of the N.H.P.A., delegates, Canada, world horseshoe pitchers, guests and the Statesville committee for your overwhelming vote to have the 1985 World Horseshoe Pitching Tournament in beautiful Springfield, Missouri.

Congratulations to Glen A. Portt, our new president, and Earl Winston, the first vice president. May I wish you and all the officers and committees the best of luck in your future projections to improve the N.H.P.A. and World Tournaments.

Springfield is 90 percent geographically located, with a population of 136 thousand people, the third largest city in Missouri, and with all major highways leading to it, Springfield would be the ideal permanent home for your Hall of Fame World Horseshoe Pitching Complex.

Just a few things you can look forward to, if you make this your permanent home, (with no disrespect to previous tournaments.)

(1) Our motels can accommodate the largest conventions in the United States. (2) Fast food chains, restaurants, two major malls, theaters and drive inns. (3) Lakes, rivers, streams and parks. (4) Buena Vista's Exotic Animal Paradise, world largest wild life park, a nine mile drive through. Fantastic Caverns, the one you ride through, just ten minutes from Springfield. (5) Silver Dollar City, is a must when you visit the ozarks; White Water, with man made waves and a five story high water slide (down in three seconds); Passion Play, known all over the world; Dogpatch U.S.A. (Lum and Abner); Shepard of the Hills; Eureka Springs; Roy Clark of Hee Haw, with a multi million dollar motel; Grand Ole Opry, and more!!!!!! These are just a few attractions when you come to Springfield.

Let's start planning now to stay in Springfield after 1985 and make this your new home. We'd love to have you.

If you wish further information, please contact our office: The Repair Shop Horseshoe Courts, 2309 East Kearney, Springfield, MO 65803, Lee Elbe, P.R. director, 417-866-5254.

ROSENBERY OF OHIO NEW INTERMEDIATE WORLD CHAMP

CHAMPIONSHIP INTERMEDIATE FINALS

	W-L	R	SP	%
Rosenberry, Max, OH.....	10-1	400	644	62.1
Carriere, Paul, CAN.....	8-3	357	560	63.8
Rademacher, John, FL.....	8-3	346	562	61.6
Dean, Bob, VA.....	8-3	367	608	60.4
Schultz, Edward, MI.....	7-4	291	544	53.5
Shuck, John, IN.....	6-5	325	548	59.3
Bensinger, Louis, IL.....	5-6	272	522	52.1
Reheis, Marvin, KS.....	5-6	245	498	49.2
Risley, Edward, NY.....	3-8	268	512	52.3
Spencer, John, CO.....	3-8	228	489	46.6
Preston, Gilbert, KY.....	2-9	156	312	50.0
Howdeshell, Ed, IN.....	1-10	271	550	49.3

CHAMPIONSHIP INTERMEDIATES —
SEC A — SUMMARY

	W-L	R	SP	%
Shuck, John, IN.....	6-1	193	308	62.7
Spencer, John, CO.....	5-2	184	338	54.4
Reheis, Marvin, KS.....	4-3	177	342	51.8
Mason, Ed, KY.....	4-3	182	360	50.6
Wagonfield, K., OH.....	4-3	150	308	48.7
Koeppe, Merle, OH.....	3-4	151	306	49.3
Rose, Lester, OH.....	2-5	153	348	44.0
Holland, Vern, IN.....	0-7	102	294	34.7

MENS CLASSES — (Continued)

CHAMPIONSHIP INTERMEDIATES —
SEC — SUMMARY

	W-L	R	SP	%
Dean, Bob, VA.....	7-0	182	306	59.5
Howdeshell, Ed, IN.....	5-2	146	262	55.7
Risley, Edward, NY.....	5-2	129	234	55.1
Preston, Gilbert, KY.....	4-3	163	296	55.1
Stifel, George, OH.....	3-4	158	330	47.9
Toole, Floyd, AK.....	3-4	93	206	45.1
Brandon, Ray, OH.....	1-6	124	290	42.8
Blind.....	0-7	0	0	0.0

CHAMPIONSHIP INTERMEDIATES —
SEC C — SUMMARY

	W-L	R	SP	%
Roseberry, Max, OH....	6-1	227	340	66.8
Carriere, Paul, CAN.....	6-1	221	338	65.4
Rademacher, John, FL....	5-2	181	294	61.6
Schultz, Edward, MI....	4-3	163	314	51.9
Bensingler, Louis, IL....	3-4	157	304	51.6
Pagnanelli, Joe, PA....	3-4	162	340	47.6
Partridge, Glen, IL.....	1-6	112	298	37.6
Sammons, Willard, DE..	0-7	87	288	30.2

INTERMEDIATE CLASS B — SUMMARY

	W-L	R	SP	%
Bensingler, Louis, IL....	4-1	93	192	48.4
Wagonfield, K., OH.....	3-2	103	222	46.4
Stifel, George, OH.....	3-2	99	214	46.3
Pagnanelli, Joe, PA....	3-2	73	182	40.1
Koeppel, Merle, OH.....	2-3	97	222	43.7
Blind.....	0-5	0	0	0.0

INTERMEDIATE CLASS C — SUMMARY

	W-L	R	SP	%
Brandon, Ray, OH.....	5-0	78	194	40.2
Rose, Lester, OH.....	3-2	79	186	42.5
Sammons, Willard, DE..	3-2	63	200	31.5
Holland, Vern, IN.....	2-3	55	164	33.5
Partridge, Glen, IL.....	2-3	45	156	28.8
Blind.....	0-5	0	0	0.0

INTERMEDIATE CLASS D — SUMMARY

	W-L	R	SP	%
Calhoun, Bill, AL.....	7-0	139	300	46.3
Bombe, Joseph, IN.....	6-11	132	300	44.0
Mason, Ed, KY.....	5-2	150	300	50.0
Partridge, Glen, IL.....	4-3	121	300	40.3
Mineer, Harold, TX.....	2-5	111	300	37.0
Gay, Wilbur, MO.....	2-5	102	300	34.0
Slagg, Harold, CA.....	2-5	95	300	31.7
Blind.....	0-7	0	0	0.0

INTERMEDIATE CLASS E — SUMMARY

	W-L	R	SP	%
Holland, Vernon, IN....	6-1	140	350	40.0
Grooms, Russell, NE....	6-1	121	350	34.6
McCoskey, Herb, IN....	6-1	112	350	32.0
Dow, Jim, CA.....	3-4	87	350	24.9
Lass, Arthur, WI.....	3-4	71	350	20.3
Reinwald, Arlie, MO....	2-5	94	350	26.9
Yannetti, Vincent, NJ...	2-5	89	350	25.4
Neal, Paul, FL.....	0-7	49	350	14.0

SUMMARIES OF THE 1983 MEN'S CLASSES

MEN'S CLASS B — FINALS — SUMMARY

	W/L	R	SP	%
Killgore, Chas., MD....	6-1	319	434	73.5
Frakes, Ron, MO.....	5-2	321	446	72.0
Smith, John, KS.....	5-2	294	422	69.7
Fuller, J.B., NC.....	4-3	301	430	70.0
Darnold, Harold, IA....	3-4	309	434	71.2
Hohl, Steve, CAN.....	3-4	260	392	66.3
Rugg, Raymond, PA....	1-6	268	398	67.3
Vogel, Roger, TX.....	1-6	273	416	65.6

MENS CLASS C — FINALS — SUMMARY

	W-L	R	SP	%
Martz, Clyde, PA.....	7-1	258	354	72.9
Young, Joe, NC.....	5-2	240	354	67.8
Sarbaugh, Elden, SC....	5-2	240	354	67.8
Hostetler, Henry, OH...	4-3	226	384	58.9
Potts, Roger, KS.....	2-5	249	406	61.3
Stephens, W.E., SC....	2-5	215	354	60.7
Sites, K. Williams, MD..	2-5	188	348	54.0
Waggoner, Ken, OH....	1-6	177	330	53.6

MENS CLASS D — FINALS — SUMMARY

	W-L	R	SP	%
Jones, Donald, MO.....	7-0	217	356	61.0
von Kleist, Kurt, PA....	5-2	196	350	56.0
Henderson, Robert, IN..	5-2	186	358	52.0
Gardner, Gary, OH.....	3-4	235	410	57.3
Henn, Bill, KY.....	3-4	170	336	50.6
Carpenter, John, NC....	3-4	161	340	47.4
Williams, Robert, MI....	1-6	172	380	45.3
Ungetheim, Chas., IN..	1-6	137	338	40.5

MENS CLASS E — FINALS — SUMMARY

	W-L	R	SP	%
Young, Joe, NC.....	6-1	200	314	63.7
Waggoner, Ken, OH.....	5-2	210	330	63.6
Kowatch, Edward, IN...	5-2	194	326	59.5
Williams, Nathan, CA...	3-4	197	338	58.3
Dunlap, Charles, OH...	3-4	151	300	50.3
Gosney, CA.....	3-4	159	316	50.3
Stack, Mike, OH.....	2-5	210	390	53.8
Henderson, Robert, IN..	1-6	166	346	48.0

MENS CLASSES — (Continued)

MENS CLASS F — FINALS — SUMMARY

	W-L	R	SP	%
Solesbee, David, SC....	7-0	179	282	63.5
Davis, Jeff, OH.....	6-1	176	330	53.3
Holsclaw, Robert, NC....	4-3	179	334	53.6
Voelker, Bill, OH.....	3-4	170	362	47.0
Garner, Joseph, NC.....	3-4	130	298	43.6
Bastian, Marvin, TN.....	2-5	158	352	44.9
Dumont, Paul, MA.....	2-5	122	306	39.9
Pratt, Edward, OH.....	1-6	104	288	36.1

MENS CLASS H — FINALS — SUMMARY

	W-L	R	SP	%
Malone, Denny, KY.....	7-0	134	278	48.2
Edwards, Floyd, CA.....	6-1	130	296	43.9
Cain, Homer, OK.....	5-2	109	264	41.3
Tally, Kenneth, IN.....	4-3	98	284	34.5
Hall, Sparky, FL.....	3-4	119	304	39.1
Vogel, Bret, TX.....	2-5	109	300	36.3
Sinsabaugh, R., NY.....	1-6	68	270	25.2
Blind.....	0-7	0	0	0.0

MENS CLASS J — SUMMARY —

	W-L	R	SP	%
Ryan, Frank, MA.....	5-1	52	300	17.3
Burrows, Ben, KY.....	4-2	69	300	23.0
Hahn, Sylvester Jr., IN..	2-4	57	300	19.0
Allen, Henry, OH.....	1-5	43	300	14.3

MENS CLASS B — SEC A — SUMMARY

	W-L	R	SP	%
Fuller, J.B., NC.....	6-1	222	350	63.4
Domey, Edward, MA....	5-2	220	350	62.9
Solesbee, Johnny, SC....	5-2	216	350	61.7
Pelton, Dick, MI.....	4-3	219	350	62.5
Schultz, NY.....	3-4	223	350	63.7
Perry, Allen, VA.....	3-4	192	350	54.9
Swartz, VA.....	2-5	185	350	52.9
Waggoner, Earl, OH....	0-7	191	350	54.6

MENS CLASS B — SEC C — SUMMARY

	W-L	R	SP	%
Smith, John, KS.....	7-0	244	350	69.7
Killgore, Chas., MO....	5-2	240	350	68.6
Butcher, LaVerne, CAN.	3-4	228	350	65.1
Holland, William, IN....	3-4	220	350	62.9
Cork, Byron, NV.....	3-4	210	350	60.0
Whitmer, Duaine, FL....	3-4	194	350	55.4
Cullum, Ralph, FL.....	3-4	186	350	53.1
Lebow, O.D., TN.....	1-6	192	350	54.9

MENS CLASS B — SEC E — SUMMARY

	W-L	R	SP	%
Frakes, Ron, MO.....	7-0	254	350	72.6
Ray, Joseph, WV.....	6-1	216	350	61.7
Hohl, Steve, CAN.....	4-3	234	350	66.9
Booe, Robert, KS.....	4-3	225	350	64.3
Beshore, Dan, PA.....	3-4	219	350	62.6
Torrey, Chal, MI.....	2-5	203	350	58.0
Williams, Nathan, CAN.	1-6	196	350	56.0
Kowatch, Edward, IN....	1-6	181	350	51.7

MENS CLASS G — SUMMARY

	W-L	R	SP	%
Wallace, Danny, GA....	6-1	194	352	55.1
Francis, Larry, MO.....	5-2	155	328	47.3
Henn, Jeff, KY.....	4-3	178	358	49.7
Noe, Earl, OH.....	4-3	178	366	48.6
Ross, Luther, NC.....	3-4	164	368	44.6
Patrick, Johnny, VA....	2-5	169	348	48.6
Ward, Ray, TN.....	2-5	136	338	40.2
Zeis, Bob, MI.....	2-5	113	310	36.5

MENS CLASS I — FINALS — SUMMARY

	W-L	R	SP	%
Moore, N.A., NC.....	6-1	153	362	42.3
Russell, Jerry, NC.....	5-2	133	322	41.3
Myrick, Lester, NC.....	4-3	115	330	34.8
Bull, Harold, IL.....	3-4	117	366	32.0
Guthrie, John, VA.....	3-4	105	340	30.9
Wall, George, VA.....	3-4	104	360	28.9
Shipley, Wally, CA.....	3-4	108	376	28.7
Brewer, Elmer, MO.....	1-6	102	314	32.5

MENS CLASS I — SEC A — SUMMARY

	W-L	R	SP	%
Russell, Jerry, NC.....	7-0	137	350	39.1
Staton, Dell, VA.....	5-2	116	416	27.9
Bush, George, FL.....	4-3	107	350	30.6
Ryan, William, CT.....	4-3	85	354	24.0
Beem, Joseph, MO.....	3-4	126	374	33.7
Clark, Charles, WV.....	3-4	84	354	23.7
Sammons, Williams, OH	2-5	104	342	30.4
Parrish, Ralph, NC.....	0-7	65	332	19.6

MENS CLASS B — SEC B — SUMMARY

	W-L	R	SP	%
Vogel, Roger, TX.....	6-1	237	350	67.7
Darnold, Harold, IA....	5-2	234	350	66.9
Lipovsky, Leonard, MN.	4-3	211	350	60.3
Over, Curt, PA.....	4-3	203	350	58.0
Rose, Dave, OH.....	3-4	222	350	63.4
Burrow, Jones, NC.....	3-4	218	350	62.3
Sperber, Art, WA.....	2-5	206	350	58.9
Church, Fred, NC.....	1-6	210	350	60.0

MENS CLASS B — SEC D — SUMMARY

	W-L	R	SP	%
Rugg, Raymond, PA....	5-2	228	350	65.1
Luoma, Wayne, OH.....	5-2	217	350	62.0
Bartley, Floyd, MI....	5-2	217	350	62.0
Miller, Levi, OH.....	4-3	224	350	64.0
Morton, Larry, GA.....	4-3	219	350	62.6
Perry, Alvin, VA.....	2-5	191	350	54.6
Pringle, Dale, OH.....	2-5	180	350	51.4
Kugler, Kenneth, OH...	1-6	192	350	54.9

MENS CLASSES — (Continued)

MENS CLASS C — SEC A — SUMMARY

	W-L	R	SP	%
Waggoner, Ken, OH.....	6-1	190	350	54.3
Blum, Edward, PA.....	5-2	186	350	53.1
Hanes, Steven, CA.....	5-2	159	300	53.0
Winston, Earl, MO.....	4-3	168	300	56.0
Potts, Roger, KS.....	3-4	210	350	60.0
Kline, Gary, OH.....	3-4	160	300	53.3
Williams, Jon, CA.....	2-5	129	300	43.0
Gosney, Vern, CA.....	0-7	61	150	40.7

MENS CLASS C — SEC C — SUMMARY

	W-L	R	SP	%
Stephens, W.E., SC.....	5-2	201	350	57.4
Brown, Fred, OH.....	5-2	166	330	50.3
Power, Stephen, OH.....	4-3	192	350	54.9
Smalt, Eugene, NY.....	4-3	187	350	53.4
Boser, Curt, MN.....	3-4	199	350	56.9
Kuchcinski, Joe, PA.....	3-4	168	350	48.0
Henn, Jeff, KY.....	3-4	167	350	47.7
Voelker, Bill, OH.....	1-6	152	350	43.4

MENS CLASS C — SEC E — SUMMARY

	W-L	R	SP	%
Martz, Clyde, PA.....	7-0	249	350	71.1
Sarbaugh, Elden, OH.....	5-2	208	350	59.4
Thome, Geo., OH.....	4-3	196	350	56.0
Moore, Gilbert, NC.....	4-3	186	350	53.1
York, Gurney, NC.....	4-3	183	350	52.3
Linkous, Earl, VA.....	3-4	190	350	54.3
Stallings, Dexter, TN.....	1-6	168	350	48.0
Coggin, James, NC.....	1-6	161	350	46.0

MENS CLASS D — SEC B — SUMMARY

	W-L	R	SP	%
Dean, Bob, VA.....	5-1	156	300	52.0
Littrell, Roy Jr., NC.....	4-2	158	300	52.7
Kuykendall, Don, NC.....	4-2	144	300	48.0
Henderson, Jack, AL.....	4-2	139	300	46.3
Stoner, Vincent, OH.....	3-3	139	300	46.3
Shear, Douglas, NC.....	3-3	134	300	44.7
Shelton, John, TN.....	1-5	120	300	40.0
Sell, Edwin, PA.....	0-6	95	300	31.7

MENS CLASS D — SEC D — SUMMARY

	W-L	R	SP	%
Jones, Donald, MO.....	5-0	149	250	59.6
Francis, Larry, MO.....	4-1	133	250	53.2
Williams, Robert, MI.....	3-2	137	250	54.8
Dyson, Flake, NC.....	2-3	105	250	42.0
Dunlap, Chas., OH.....	1-4	120	250	48.0
McCurdy, Dean, PA.....	0-5	100	250	40.0

MENS CLASS C — SEC B — SUMMARY

	W-L	R	SP	%
Hostetler, Henry, OH.....	6-1	180	300	60.0
Brown, John, OH.....	5-2	163	300	54.3
Nail, Tommie, NC.....	5-2	156	300	52.0
Davis, Jeff, OH.....	4-3	140	300	46.7
Lewis, George, TN.....	3-4	167	300	55.7
Ludwig, John, OH.....	3-4	141	300	47.0
Brown, Leland, NC.....	2-5	151	300	50.3
Blind.....	0-7	0	0	0.0

MENS CLASS C — SEC D — SUMMARY

	W-L	R	SP	%
Young, Joe, NC.....	6-1	191	300	63.7
Sites, K. William, MD.....	5-2	174	300	58.0
Solesbee, David, SC.....	5-2	170	300	56.7
Roebuck, Joe, PA.....	4-3	161	300	53.7
Mudgett, Dick, NY.....	4-3	137	300	45.7
Lord, Albert, ME.....	2-5	141	300	47.0
Adams, Jack, CAN.....	2-5	141	300	47.0
Blind.....	0-7	0	0	0.0

MENS CLASS D — SEC A — SUMMARY

	W-L	R	SP	%
Carpenter, John, NC.....	6-1	188	350	53.7
Gardner, Gary, OH.....	5-2	192	350	54.9
Edwards, Floyd, CA.....	5-2	179	350	51.1
Simmatt, James, MI.....	3-4	187	350	53.4
Gardner, Joseph, TN.....	3-4	170	350	48.6
Pierson, Geo., OH.....	3-4	164	350	46.9
Hanes, Don, NM.....	3-4	129	350	36.9
Downer, Kenneth, VT.....	0-7	133	350	38.0

MENS CLASS D — SEC C — SUMMARY

	W-L	R	SP	%
Henn, Bill, KY.....	5-2	205	350	58.6
Shutt, Paul, MI.....	5-2	170	350	48.6
Henderson, Robert, IN.....	4-3	197	350	56.3
Gyorkus, Richard, MI.....	4-3	174	350	49.7
Hix, Floyd Jr., VA.....	3-4	176	350	50.3
Wennerstrom, Tom, OH.....	3-4	173	350	49.4
Vansant, Earl, OH.....	3-4	164	350	46.9
Walker, Jack, VA.....	1-6	161	350	46.0

CLASS D — SEC E — SUMMARY

	W-L	R	SP	%
von Kleist, Kurt, PA.....	5-1	131	250	52.4
Ungetheim, Chas., IN.....	5-1	113	250	45.2
Reno, Ottie, AL.....	4-2	128	250	51.2
Bush, Guy, TN.....	4-2	116	250	46.4
Kuchcinski, Jim, PA.....	4-2	116	250	46.4
Wells, Robert, MI.....	2-4	111	250	44.4
Noe, Earl, OH.....	0-6	118	300	39.4
Blind.....	0-6	0	0	0.0

MENS CLASSES — (Continued)

MENS CLASS E — SEC A — SUMMARY

	W-L	R	SP	%
Waggoner, Kenneth, OH	7-0	175	294	59.5
Roebuck, Joe, PA	5-2	162	286	56.6
Brown, John, OH	5-2	191	346	55.2
Vines, James, TN	4-3	148	318	46.5
Cox, J.W., IN	3-4	151	324	46.6
Swinson, Rex, IL	2-5	152	342	44.4
Johnson, Robert, OH	2-5	124	338	36.7
Shilling, James, IN	0-7	97	272	35.7

MENS CLASS E — SEC B — SUMMARY

	W-L	R	SP	%
Young, Joe, NC	7-0	223	340	65.6
Henn, Bill, KY	5-2	181	340	53.2
Pierson, George, OH	5-2	185	356	52.0
Brown, Leland, NC	4-3	185	354	52.3
King, Tom, OH	3-4	144	326	44.2
Seibold, Wilbert, IN	2-5	137	324	42.3
Walker, Charles, VA	2-5	152	364	41.8
Moubray, Casey, MI	0-7	134	344	39.0

MENS CLASS E — SEC C — SUMMARY

	W-L	R	SP	%
Williams, Nathan, CA	7-0	149	246	60.6
Sarbaugh, Elden, OH	6-1	156	298	52.3
Sobleskie, Stan, OH	4-3	141	318	44.3
Bradley, Ewell, NC	4-3	141	332	42.5
Kuykendall, Don, NC	3-4	154	326	47.2
Kuss, Greg, IN	3-4	127	280	45.4
Switzer, Robert, IL	1-6	115	312	36.9
Wages, Jesse, FL	0-7	88	292	30.1

MENS CLASS E — SEC D — SUMMARY

	W-L	R	SP	%
Kowatch, Edward, IN	5-2	193	338	57.1
Hanes, Steven, CA	5-2	185	348	53.2
Henderson, Jack, AL	5-2	147	282	52.1
Henderson, Robert, IN	4-3	195	342	57.0
Wennerstrom, Tom, OH	3-4	167	324	51.5
Coggins, James, NC	2-5	165	298	55.4
Littrell, Roy Jr., NC	2-5	175	350	50.0
Rugg, Wilbert, PA	2-5	140	330	42.4

Trophies by Hankey

CARICATURE COLLECTION
Cast in Rustic Stoneware

Six Shooter Sam
\$10.00

Mug
\$15.00

Four Dead
\$10.00

Super Shoes
\$10.00

ATTENTION TOURNAMENT DIRECTORS:

Call Collect 713-467-7593 (allow 4 weeks for Delivery)

Edward L. Hankey, Sculptor — 1711 Pech Road, Houston, Texas 77055

MENS CLASSES — (Continued)

MENS CLASS E — SEC E — SUMMARY

	W-L	R	SP	%
Gosney, Vern, CA.....	6-1	176	292	60.3
Hanes, Don, NM.....	6-1	169	338	50.0
Nail, Tommie, NC.....	5-2	184	342	53.8
Adams, Jack, CAN.....	4-3	184	342	53.8
Prange, Willi, CAN.....	3-4	116	288	40.3
Pointdexter, Gary, IN.....	2-5	133	304	43.8
Mikan, Steve, PA.....	2-5	134	346	38.7
Kennedy, Geo. Jr., NC.....	0-7	71	272	28.1

MENS CLASS E — SEC F — SUMMARY

	W-L	R	SP	%
Stack, Mike.....	6-1	218	360	60.6
Dunlap, Charles, OH.....	6-1	200	332	56.8
Wells, Robert, IL.....	4-3	154	316	48.7
Ungtheimer, Chas., IN.....	4-3	149	316	47.2
Thome, George, OH.....	3-4	150	322	46.6
Payne, James, OH.....	2-5	178	370	48.1
Stoner, Vincent, OH.....	2-5	165	350	47.1
Hendley, Clinton, NC.....	1-6	143	326	43.9

MENS CLASS F — SEC A — SUMMARY

	W-L	R	SP	%
Davis, Jeff, OH.....	6-1	140	258	54.3
Holslaw, Robert, NC.....	6-1	149	286	52.1
Nockerts, Donald, KY.....	4-3	146	316	46.2
Bray, James, MO.....	4-3	128	282	45.4
Henn, Clifford, KY.....	3-4	119	278	42.8
Brotzman, Charles, OH.....	3-4	123	313	38.9
Cook, James, NC.....	2-5	156	312	43.6
Blind.....	0-7	0	0	0.0

MENS CLASS F — SEC B — SUMMARY

	W-L	R	SP	%
Garner, Joseph, NC.....	6-1	180	366	49.2
Dean, Bobby, VA.....	5-2	184	364	50.5
Moore, Gilbert, TN.....	4-3	177	360	49.2
Shelton, John, TN.....	4-3	166	350	47.4
Griffith, Jack, PA.....	4-3	139	340	40.9
Rodenbeck, Dave, IL.....	2-5	151	384	39.3
Henn, Wilford, KY.....	2-5	137	354	38.7
Newell, Donnell, IN.....	1-6	139	360	38.6

MENS CLASS F — SEC C — SUMMARY

	W-L	R	SP	%
Pratt, Edward, OH.....	7-0	122	266	45.9
Smigiel, Frank, PA.....	5-2	129	290	44.5
Sibley, James, PA.....	4-3	119	296	40.2
Markiewicz, Joe, OH.....	4-3	97	244	39.8
Carley, Bernard, WI.....	3-4	107	294	36.4
Mann, Howard, WV.....	3-4	91	278	32.7
Reid, James, NC.....	2-5	92	268	34.3
Blind.....	0-7	0	0	0.0

MENS CLASS F — SEC D — SUMMARY

	W-L	R	SP	%
Bastian, Marvin, TN.....	7-0	138	252	54.8
Stewart, Delbert, OH.....	5-2	117	278	42.1
Wiseman, Richard, WV.....	5-2	113	276	40.9
Kurtz, Clayton, GA.....	3-4	112	262	42.7
West, Joseph, FL.....	3-4	108	270	40.0
Long, Alvin, PA.....	3-4	104	274	38.0
Fowler, Jasper, GA.....	2-5	95	284	33.5
Blind.....	0-7	0	0	0.0

MENS CLASS F — SEC E — SUMMARY

	W-L	R	SP	%
Soltesbee, David, SC.....	7-0	145	216	67.6
Meyer, Clair, CAN.....	5-2	126	268	43.7
Reed, James, NJ.....	5-2	90	208	43.3
Vansant, Earl, OH.....	3-4	131	272	48.2
Clark, Gene, MI.....	3-4	107	228	41.9
Smoke, Reg, CAN.....	3-4	83	214	38.8
Blind 3.....	1-6	0	0	0.0
Blind 7.....	0-7	0	0	0.0

MENS CLASS F — SEC F — SUMMARY

	W-L	R	SP	%
Voelker, Bill, OH.....	5-2	148	270	54.8
Downer, Kenneth, VT.....	5-2	144	292	49.3
Dumont, Paul, MA.....	5-2	120	278	43.2
Hinshaw, Theiron, NC.....	4-3	138	308	44.8
Martin, Leonard, OH.....	4-3	122	274	44.5
Story, Charles, TN.....	3-4	113	288	39.2
Hymer, Randy, OH.....	2-5	82	238	34.5
Blind.....	0-7	0	0	0.0

MENS CLASS G — SEC A — SUMMARY

	W-L	R	SP	%
Zais, Bob, MI.....	7-0	113	314	36.7
Deeter, Waldo, OH.....	5-2	108	294	38.5
Beckman, William, OH.....	4-3	127	332	38.3
Kern, Donald, MN.....	4-3	92	304	30.3
Brown, Bobby, NC.....	3-4	120	298	40.3
Benetti, Coy, TN.....	3-4	93	320	29.1
Coakley, William, OH.....	2-5	98	314	31.2
Blind.....	0-7	0	0	0.0

MENS CLASS G — SEC B — SUMMARY

	W-L	R	SP	%
Wallace, Danny, GA.....	6-1	140	254	55.1
Henn, Jeff, KY.....	6-1	139	282	49.3
Danner, James, PA.....	4-3	130	302	43.0
Wedel, Walter, MI.....	4-3	106	276	38.4
Sanders, Dan, OH.....	4-3	122	334	36.5
Tidwell, Gene, VA.....	3-4	105	280	37.5
Huff, Sherman, OH.....	1-6	71	276	25.7
Blind.....	0-7	0	0	0.0

MENS CLASS G — SEC C — SUMMARY

	W-L	R	SP	%
Patrick, Johnny, VA.....	6-1	135	278	48.6
Ross, Luther, NC.....	6-1	131	310	42.3
Holloway, Joseph, IN.....	5-2	131	324	40.4
Rodocker, Maurice, OH.....	4-3	112	266	42.1
Boone, John, NC.....	4-3	110	282	39.0
Holslaw, Larry, NC.....	2-5	109	288	37.8
Griggs, Jerry, MO.....	1-6	51	246	20.7
Blind.....	0-7	0	0	0.0

MENS CLASS G — SEC D — SUMMARY

	W-L	R	SP	%
Noe, Earl, OH.....	7-0	138	294	45.9
Willard, Pete, NC.....	5-2	139	326	42.6
Ransom, Walter, MI.....	5-2	135	374	36.1
Barnes, Robert, IL.....	4-3	123	314	39.2
Green, Ken, MD.....	3-4	136	362	37.6
Smith, Frederick, MO.....	3-4	108	318	34.0
Miller, Robert, NY.....	1-6	103	320	32.2
Progen, William, MA.....	0-7	93	332	28.0

MENS CLASSES — (Continued)

MENS CLASS G — SEC E — SUMMARY				MENS CLASS G — SEC F — SUMMARY				MENS CLASS H — SEC A — SUMMARY					
W-L	R	SP	%	W-L	R	SP	%	W-L	R	SP	%		
Francis, Larry, MO	7-0	164	332	49.4	6-1	145	360	40.3	Cain, Homer, OK	6-1	159	384	41.4
Bennett, Wilbur, TN	4-3	144	342	42.1	5-2	170	382	44.5	Denny, Cleo, NC	4-3	140	336	41.7
Hastings, Richard, MA	4-3	155	404	38.4	4-3	138	322	42.9	Chambers, Jack, PA	4-3	119	360	32.8
Wilcox, Donald, NY	4-3	116	314	36.9	4-3	140	370	37.8	Mayville, Terry, NY	4-3	109	356	30.6
Isaacs, Dan, NC	4-3	102	320	31.9	4-3	119	334	35.6	Bouton, Michael, TN	3-4	133	350	38.0
Maness, Russell, NC	3-4	134	366	36.6	3-4	152	390	39.0	Webb, Danny, KY	3-4	101	296	34.1
Raymond, Sam, NH	2-5	114	358	31.8	1-6	109	320	34.1	Cornett, Steve, TN	2-5	110	342	32.2
Workman, Leo, VA	0-7	96	368	26.1	1-6	120	374	32.1	Helton, Dennis, SC	2-5	107	352	30.4

MENS CLASS H — SEC B — SUMMARY				MENS CLASS H — SEC C — SUMMARY				MENS CLASS H — SEC D — SUMMARY					
W-L	R	SP	%	W-L	R	SP	%	W-L	R	SP	%		
Edwards, Floyd, CA	7-0	97	188	51.6	6-1	114	290	39.3	Hall, Sparky, FL	7-0	146	354	41.2
Kingma, Eric, IN	5-2	111	270	41.1	6-1	128	332	38.6	LaRock, Alec, NY	5-2	146	324	45.1
Adams, Archie, KY	5-2	99	270	36.7	4-3	105	302	34.8	Malone, Denny, KY	4-3	155	336	46.1
Woodson, William, OH	5-2	83	244	34.0	4-3	100	292	34.2	Rinehart, Joseph, IN	3-4	136	348	39.1
Doty, Robert, NY	3-4	69	232	29.7	4-3	106	312	34.0	Carey, James, IL	3-4	125	336	37.2
Orsino, Joe, PA	2-5	72	244	29.5	3-4	98	304	32.2	Graham, Ernie, NY	3-4	128	370	43.6
Blind 6	0-7	0	0	0.0	1-6	75	298	25.2	Hahn, Sylvester Sr., IN	2-5	152	350	43.4
Blind 8	0-7	0	0	0.0	0-7	0	0	0.0	Bartley, Lloyd Sr., MI	1-6	81	290	27.9

MENS CLASS H — SEC E — SUMMARY				MENS CLASS I — SEC B — SUMMARY					
W-L	R	SP	%	W-L	R	SP	%		
Vogel, Bret, TX	6-1	96	272	35.3	Wall, George, VA	7-0	94	266	35.3
Davis, Lenn, NY	6-1	83	270	30.5	Moore, N.A., NC	6-1	92	264	34.8
Lindsey, Leron, GA	5-2	97	260	37.3	Baillargeon, Ern, MA	4-3	79	308	25.6
Henderson, Wayne, MO	4-3	79	232	34.1	Leighton, Robert, VA	4-3	61	298	20.5
White, William, MA	3-4	85	280	30.4	McFall, Terrace, OH	3-4	90	350	25.7
Mason, Gary, NY	3-4	76	256	29.7	Revack, John, OH	4-3	69	318	21.7
Blind 6	0-7	0	0	0.0	Misuraca, Dominic, MI	2-5	57	308	18.5
Blind 8	0-7	0	0	0.0	Blind	0-7	0	0	0.0

MENS CLASS I — SEC C — SUMMARY				MENS CLASS I — SEC E — SUMMARY					
W-L	R	SP	%	W-L	R	SP	%		
Guthrie, John, VA	7-0	102	280	36.4	Brewer, Elmer, MO	7-0	125	306	40.8
Hale, Kenneth, MO	5-2	96	284	33.8	Myrick, Lester, NC	6-1	117	340	34.4
Dumont, Gary, MA	4-3	97	300	32.3	Mead, Jack, IN	5-2	102	332	30.7
Farris, Larry, IN	4-3	112	352	31.8	Marsh, Paul, NC	4-3	94	370	25.4
Kuchcinski, David, PA	3-4	93	292	31.8	Taylor, Howard, MO	2-5	69	358	19.3
Zimmerman, Frank, OH	3-4	81	278	29.3	Arcelean, Michael, MI	2-5	75	352	19.1
Rohling, Paul, IL	2-5	81	308	26.3	Kitchen, Michael, VA	1-6	62	352	17.6
Blind	0-7	0	0	0.0	Brown, Michael, VT	1-6	50	370	13.5

MENS CLASSES — (Continued)

MENS CLASS I — SEC F — SUMMARY

Shipley, Wally, CA.....	5-2	74	260	28.5	Atchley, John, LA.....	4-3	59	260	22.7
Cummings, Robert, OH..	5-2	70	272	25.7	Hoffman, Roy, LA.....	4-3	57	268	21.3
Tressler, Harv, PA.....	5-2	72	304	23.7	Blind 3.....	0-7	0	0	0.0
McElwain, Kenneth, NY..	4-3	67	288	23.3	Blind 2.....	0-7	0	0	0.0

BERMAN WINS WORLD TITLE IN 70-74 AGE DIVISION

CHAMPIONSHIP — 70-74 — FINALS

	W-L	R	SP	%
Berman, Sol, NJ.....	5-0	147	246	59.8
Christian, Ford, OH....	3-2	110	238	46.2
Slocum, Ray, OH.....	3-2	123	288	42.7
Mullican, John, AL.....	2-3	154	296	52.0
Wood, James, GA.....	1-4	85	248	34.3
Nixon, Kenneth, NY....	1-4	93	272	34.2

70-74 — CLASS B — SUMMARY

	W-L	R	SP	%
Slocum, Ray, OH.....	5-0	82	230	35.7
Grim, Jesse, VA.....	4-1	70	200	35.0
Lenard, Joseph, MI.....	3-2	68	216	31.5
Reitz, Thomas, NY.....	2-3	29	190	15.3
Hegarty, Harry, IA.....	1-4	51	268	19.0
Poore, Link, NE.....	0-5	40	192	20.8

70-74 — SEC A — SUMMARY

	W-L	R	SP	%
Wood, James, GA.....	4-1	100	250	40.0
Christian, Ford, OH....	3-2	103	250	41.2
Nixon, Kenneth, NY....	3-2	100	250	40.0
Lenard, Joseph, MI.....	3-2	90	250	36.0
Reitz, Thomas, NY.....	1-4	70	250	28.0
Poore, Link, NE.....	1-4	58	250	23.2

70-74 — SEC B — SUMMARY

	W-L	R	SP	%
Berman, Sol, NJ.....	5-0	131	200	65.5
Mullican, John, AL.....	4-1	103	200	51.5
Hegarty, Harry, IA.....	3-2	63	200	31.5
Grim, Jesse, VA.....	2-3	54	200	27.0
Slocum, Ray, OH.....	1-4	64	200	32.0
Blind.....	0-5	0	0	0.0

WILL GULLICKSON'S DOUBLE RINGER

8 editions for \$10. Starting in May.

Special direct reports from the 1983 World tournament at Statesville, N.C., by 1982 World Champion Dale Lipovsky. Limited number of special gift pens to early subscribers. Read about Lipovsky's bid for second NHPA World title and features on other leading pitchers. The publication *Instant Champ—Dale Lipovsky* is still available for \$5.

WILL GULLICKSON, DOUBLE RINGER, 2850 26th St. S., MOOREHEAD, MN 56560

Let PITCHER'S PAL 

help pick up the shoes

- Save your back
- Avoid fingernail damage
- Protect your hands

Send \$5⁹⁵ to:

post paid

A
Great
Gift!

Pitcher's Pal, P.O. Box 583 West Middlesex Pa. 16159

LAWRENCE MILLER 1983 SENIORS WORLD CHAMPION

CHAMPIONSHIP SENIORS — FINALS

	W-L	R	SP	%
Miller, Lawrence, OH...	10-1	329	484	68.0
Portt, Glen, GA.....	9-2	353	528	66.9
Hilton, Charles, FL....	7-4	267	468	57.1
Stinson, Frank, MN....	7-4	270	478	56.5
Toney, Robert, VA.....	7-4	274	492	55.7
Scheub, Paul, FL.....	5-6	284	502	56.6

CHAMPIONSHIP SENIORS — SEC A — SUMMARY

	W-L	R	SP	%
Miller, Lawrence, OH...	7-0	182	262	69.5
Blacketer, Omar, KY....	5-2	170	290	58.6
Scheub, Paul, FL.....	4-3	157	255	61.6
Toney, Robert, VA.....	4-3	173	290	59.7
Holland, Joe, FL.....	4-3	177	334	53.0
Stephenson, Les, OH....	3-4	125	260	48.1
Minnich, Joe, KY.....	1-6	113	260	43.5
Blind.....	0-7	0	0	0.0

CHAMPIONSHIP SENIORS — SEC C — SUMMARY

	W-L	R	SP	%
Copeland, Ansil, OH....	6-1	221	364	60.7
Focht, Paul, OH.....	6-1	194	352	55.1
Knotts, Donald, FL....	4-3	154	332	46.4
Stinson, Frank, MN....	3-4	214	390	54.9
Toole, Paul, KS.....	3-4	186	342	54.4
Smith, Raymond, NC....	3-4	169	362	46.7
Foreman, Walter, CA....	2-5	176	386	45.6
Palmer, G.H., IN.....	1-6	129	304	42.4

SENIORS CLASS C — SUMMARY

	W-L	R	SP	%
Knotts, Donald, FL....	2-1	68	150	45.3
Ryan, Marion, NE.....	2-1	70	162	43.2
Palmer, G.H., IN.....	1-2	80	172	46.5
Foreman, Walter, CA....	1-2	80	176	45.5

SENIORS CLASS E — SUMMARY

	W-L	R	SP	%
Lester, Arnold, IL.....	5-0	116	228	50.9
Bagley, Walt, CT.....	3-2	94	234	40.2
Morgan, Joe, IN.....	3-2	102	270	37.8
Wieser, Herman, FL....	2-3	111	284	39.1
Shippee, Everett, RI....	1-4	108	288	37.5
Cochran, Ray, OH.....	1-4	68	256	26.6

FRANKE RETAINS WORLD TITLE IN 75 YRS. CLASS

CHAMPIONSHIP 75+ — FINALS

	W-L	R	SP	%
Franke, Henry, IL.....	7-0	211	320	65.9
Plumb, Floyd, OH.....	5-2	198	328	60.4
Klinsky, Frank, PA....	5-2	182	310	58.7
Jacobs, Lee, MI.....	5-2	195	334	58.4
Carson, Dale, MD.....	3-4	141	318	44.3
Seaman, Robert, MI....	2-5	142	340	41.8
East, Dennis, IL.....	1-6	148	308	48.1
Johnson, Earle, FL....	0-7	76	262	29.0

	W-L	R	SP	%
Riffle, Glenn, OH.....	5-6	257	468	54.9
Focht, Paul, OH.....	5-6	266	494	53.8
Blacketer, Omar, KY....	4-7	261	520	50.2
Stephenson, Les, OH....	4-7	241	488	49.4
Maikrantz, Doyle, IN....	3-8	220	460	47.8
Blind.....	0-11	0	0	0.0

CHAMPIONSHIP SENIORS — SEC B — SUMMARY

	W-L	R	SP	%
Maikrantz, Doyle, IN....	6-1	168	302	55.6
Riffle, Glenn, OH.....	5-2	203	332	61.1
Hilton, Charles, FL....	5-2	184	314	58.6
Portt, Glen, GA.....	4-3	176	282	62.4
Taylor, Burl, IN.....	4-3	134	268	50.0
Lester, Arnold, IL.....	2-5	134	284	47.2
Ryan, Marion, NE.....	2-5	119	282	42.2
Blind.....	0-7	0	0	0.0

SENIORS CLASS B — SUMMARY

	W-L	R	SP	%
Stephenson, Les, OH....	3-0	87	156	55.8
Toole, Paul, KS.....	2-1	60	108	55.6
Lester, Arnold, IL.....	1-2	65	150	43.3
Taylor, Burl, IN.....	0-3	50	146	34.2

SENIORS CLASS D — SUMMARY

	W-L	R	SP	%
Maikrantz, Doyle, IN....	7-0	170	358	47.5
Minnich, Joseph, KY....	6-1	169	304	55.6
Kahle, Henry, OH.....	5-2	147	338	43.5
Foreman, Walter, CA....	3-4	153	340	45.0
Lea, Howard, FL.....	3-4	106	282	37.6
Nockerts, Francis, KY..	3-4	90	298	30.2
Shober, Raymond, NJ...	1-6	122	342	35.7
Winston, Bruce, MO....	0-7	113	342	33.0

SENIORS CLASS F — SUMMARY

	W-L	R	SP	%
Forstrom, Ralph, MA....	6-1	96	364	26.4
Lindsey, O.A., AL.....	5-2	117	388	30.2
Hogan, Earl, CA.....	5-2	78	298	26.2
Sutor, Roger, FL.....	4-3	103	350	29.4
Brooks, Dale, IL.....	4-3	79	312	25.3
Dudgeon, Leslie, OH....	3-4	76	366	20.8
Manning, John, FL.....	1-6	53	296	17.9
Collins, Marion, FL....	0-7	33	258	12.8

75+ SEC A — SUMMARY

	W-L	R	SP	%
Franke, Henry, IL.....	7-0	221	350	63.1
Klinsky, Frank, PA....	5-2	170	350	48.6
Seaman, Robert, MI....	5-2	145	350	41.4
Carson, Dale, MD.....	4-3	160	350	45.7
Jacobs, Lee, MI.....	4-3	147	350	42.0
Johnson, Earle, FL....	2-5	92	350	26.3
Davis, Lee, FL.....	1-6	83	354	23.4
Crawford, Ralph, IA....	0-7	58	354	16.4

ELMER HOHL HORSESHOE AVAILABLE
DESIGNED AND PITCHED BY ELMER HOHL


(6 Times World Champion)

Order from:

DON KOSO
 803 East 12th Street
 Falls City, Nebraska 68355

HERB PINCH
 592 Hull Street
 Sharon, Pennsylvania 16146

WRITE FOR PRICES



NHPA Approved

75 YR. CLASS — (Continued)

75+ — CLASS B — SUMMARY

	W-L	R	SP	%
Johnson, Earle, FL.....	4-1	77	274	28.1
Evans, Chester, IL.....	3-2	99	298	33.2
Davis, Lee, FL.....	3-2	73	260	28.1
Miller, Ray, OH.....	3-2	75	272	27.6
Crawford, Ralph, IA.....	2-3	50	266	18.8
DeLuca, Armando, MA..	0-5	58	294	19.7

75+ SEC B — SUMMARY

	W-L	R	SP	%
Plumb, Floyd, OH.....	4-1	148	250	59.2
East, Dennis, IL.....	3-2	122	250	48.8
Evans, Chester, IL.....	3-2	100	250	40.0
Miller, Ray, OH.....	3-2	84	250	33.6
Plott, O.S., LA.....	2-3	82	250	32.8
DeLuca, Armando, MA..	0-5	51	250	20.4

COMING EVENTS

ARIZONA STATE SCHEDULE

Pioneer Park

- Oct. 22 — Annual Arizona State Tournament. Sanctioned. State & NHPA card required. 100 shoe qualification. Entries close Oct. 13.
- Nov. 25-26 — Bonanza Restaurant Open. Entries close Nov. 16.
- Dec. 16-17 — Mesa Parks Open. Entries close Dec. 7.
- Jan. 20-21 — Valley of the Sun Warm-Up. Sanctioned. State and NHPA card required. Entries close Jan. 11.
- Jan. 27-28-29 — Lost Dutchman Open. (check for exact location). Entry fee of \$7.00 with current ringer percentage should be sent to Roy Sneller, Space 636 or Wayne Jones, Space 743, Rock Shadows Trailer Resort, 600 South Idaho Road, Apache Junction, Arizona 85220. Phone: 602-982-7997.
- Feb. 14-15-16-17-18-19 — Annual Valley of the Sun Open. Sanctioned. State and NHPA card required. Entries close Jan. 30.
- Mar. 16-17 — Bye-Bye Snowbird Open. Entries close Mar. 7.

Entry fees: \$5.00 except Valley of the Sun and the Lost Dutchman Open. Entry fees for the Valley of the Sun: \$10.00 each, \$10.00 additional for Men's Class A, \$5.00 additional for Women's Class A and for Men's Class B, C & D. Send all entries and proper fee (except Lost Dutchman) and NHPA card number and current ringer percentage to: M.H. Fenimore, 8152 East Hayne St., Tucson, Arizona 85710. Phone 602-296-5087.

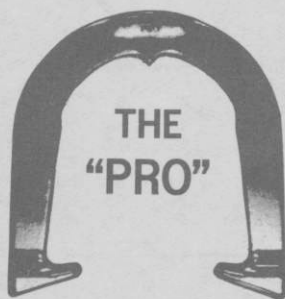
TUCSON, ARIZ. SCHEDULE

REID PARK—TUCSON

- Oct. 8 — Arizona State Warm-Up Tournament, Reid Park courts. 100-shoe qualifying. Entries close Sept. 29.
 - Nov. 12 — Reid Park Classic. Reid Park courts. Sanctioned. State & NHPA card required. Entries close Nov. 3.
 - Dec. 10 — Tucson Open Tournament. Reid Park courts. Entries close Dec. 1.
 - Jan. 7 — Pima County Classic. Reid Park Courts. Sanctioned State & NHPA card required. Entries close Dec. 30.
 - Jan. 27-28-29 — Lost Dutchman Open (check for exact location). Entry fee of \$7.00 with current ringer percentage should be sent to Roy Sneller, Space 636 or Wayne Jones, Space 743, Rock Shadows Trailer Resort, 600 South Idaho Road, Apache Junction, Arizona 85220. Phone: 602-982-7997.
 - Feb. 4 — Old Pueblo Special. Reid Park courts. Sanctioned State & NHPA card required. Entries close Jan. 28.
 - Mar. 3 — The Wind-Up tournament. Reid Park courts. Entries close Feb. 23.
- Entry fees for all above tournaments is \$5.00 except Lost Dutchman. Send all entries (except Lost Dutchman) and proper fee with NHPA card number and current ringer percentage to: M.H. Fenimore, 8152 East Hayne St., Tucson, Arizona 85710. Ph: 622-296-5087.



THE ORIGINAL DROP-FORGED PITCHING SHOE



Two tournament tested models, forged from S.A.E. specified steel, are available. Both have hardened hooks and points, and may be ordered in your choice of medium, soft, or dead soft tempers.



AS THE FIRST MANUFACTURER OF THE DROP-FORGED PITCHING SHOE, THE OHIO HORSESHOE COMPANY IS RECOGNIZED WORLD-WIDE FOR ITS HIGH QUALITY PITCHING SHOES.

For price information and to order, contact:

OHIO HORSESHOE COMPANY

P.O. Box 21371
Columbus, Ohio 43221

614-457-4335