


The Horseshoe Pitcher's



NEWS DIGEST

SEPTEMBER, 1981





**BACKYARD
PITCHER TO PRO,
GO WITH THE
NAME YOU KNOW**

DIAMOND®

Three pitching shoe models. All recognized as official by the National Horseshoe Pitchers Association. DIAMOND Tournament Shoes feature hard points and dead soft centers so shoe catches and holds the stake. All models solid steel drop forged for durability.

Go with the name you know. Contact your nearest NHPA club or sporting goods store. For latest pitching horseshoe catalog write: DIAMOND TOOL and Horseshoe Co., P.O. Box 6246, Duluth, Minnesota 55806.

*The Great
American Shoe
For All
American Hands.*



DIAMOND TOOL
and Horseshoe Co.



"DIAMOND Pitching Horseshoes are Recognized as Official in Tournaments
Sanctioned by the National Horseshoe Pitchers Association"

THE HORSESHOE PITCHER'S NEWS DIGEST is published on the 5th of each month at Aurora, Illinois, U. S. A. by the National Horseshoe Pitcher's Association of America. Editorial office, P. O. Box 1606, Aurora, Illinois 60507. Phone: 312 - 898-3974. Subscription rate is \$7.00 per year in advance. NHPA membership cards are available through each state secretary for \$6.00 plus any state association dues. Forms close on the 10th day of each month preceding date of issue. Advertising rates on request. F. Ellis Cobb, Editor.

NATIONAL OFFICERS

Wally Shipley, 2646 Basswood St., Newport Beach, Calif. 92660President
 Leo McGrath, 1937 Lawn Ave., Cincinnati, Ohio 452371st Vice-President
 John Rademacher, 408 No. Pevetty Dr., Plant City, Fla. 335662nd Vice-President
 Earl Winston, Route 2, LaMonte, Mo. 653373rd Vice-President
 Bonnie Siebold, 1043 Grayson Ave., Huntington, Ind. 467504th Vice-President
 Donnie Roberts, 9439 Camp Creek Rd., Lucasville, O. 45648 - 614-289-4101Secy-Treas.
 Claude White, Jr., 940 Knollwood Ct., Plainfield, N. J. 07062Chr. Reg. Dir.

Volume 24

September, 1981

No. 9

WALTER RAY WILLIAMS REPEATS AS WORLD CHAMPION VICKI WINSTON REGAINS WOMEN'S CHAMPIONSHIP, MARK DYSON RETAINS BOYS' TITLE, BONI BOSER WINS GIRLS

Although he lost one game to Ben Wiedrich of Minnesota, 49-50, Walter Ray Williams of Chino, California and defending World Champion, went on to win the 1981 World Championship posting a final record of 22 wins and 1 loss and a ringer percentage of 88.1 percent.

His game with Ben Wiedrich was one to behold. Ben was deadly as he kept a steady flow of ringers on the stake keeping ahead of Williams most of the game with a 8 to 12 point lead until the final moments of the game when the pressure began to tell on both players. Then it happened! With the score 37-31, Up the court and back with all good shoes kept the score the same. Then "Wiedrich got his 9 point lead back when 'illiams' second shoe landed at the side of the stake. Score now was 40-34. Wiedrich doubled and Williams missed with both shoes, score now 46-34. Wiedrich only needed 4 points to win, however, he missed his second shoe and Williams doubled making the score 46-37. After several 4-Deads and a couple of misses by Wiedrich, Williams closed the gap to 46-43. Another 4-Dead and another miss by Williams put the score at 49-43. "iedrich lead off with a double and Willams did the same. Williams led off and it was 4-Dead again. Wiedrich led off and it was 4-Dead for two more times. The crowd applauded as each shoe settled around the stake. Williams went and dropped his first shoe short then Lady Luck favored him with his second shoe crawling on as a ringer. Williams countered with a double making the score 49-49. The game hung in the balance as Wiedrich's first shoe clanged the stake for a ringer, the crowd was still, Williams hesitated for a moment then threw his first shoe, but missed. His second shoe was on. Final score Wiedrich 50-Williams 49. The true champion that he is, extended his hand to Wiedrich in congratulations, the only one to defeat him in 53 games.

1981 MEN'S CHAMPIONSHIP FINALS

	W	L	R	SP	%
Walter Williams, CA	22	1	1707	1938	88.1
Carl Steinfeldt, FL	21	2	1664	1994	83.8
Jim Knisley, OH	19	4	1806	2158	83.7
Ralph Simon, IA	16	7	1654	2036	81.2
Clarence Bellman, IN	15	8	1511	1962	77.0
Joe Schultz, NY	14	9	1399	1812	77.2
Elmer Hohl, Can.	13	10	1767	2226	79.4
Clyde Martz, PA	13	10	1311	1766	74.2
Ronnie Simmons, CA	12	11	1805	2272	79.4
Ben Wiedrich, OR	12	11	1586	2034	78.0
Jack Fahey, KY	12	11	1371	1784	76.8

MENS CHAMPIONSHIP — (Continued)

Al Zadroga, PA	12	11	1508	1994	75.6
Art Tyson, NY	10	13	1634	2112	77.4
Ralph Maddox, WV	10	13	1480	1938	76.4
Don Titcomb, CA	10	13	1507	2018	74.7
Al Lord, ME	8	15	1357	1842	73.7
Harold Darnold, IA	8	15	1407	1912	73.6
Leroy Rowe, IN	8	15	1317	1790	73.6
David Baker, MO	8	15	1384	1902	72.8
Larye Ambrose, MN	8	15	1314	1850	71.0
Karl VanSant, IN	4	16	1423	1890	75.3
Mark Seibold, IN	7	16	1273	1784	71.4
Glen Henton, IA	6	17	1280	1796	71.3
John Smith, KS	5	18	1212	1754	69.1

NHPA PRESIDENT'S W.T. MESSAGE

By WALLY SHIPLEY

CONGRATULATIONS TO ALL THE 1981 WORLD TOURNAMENT CHAMPIONS IN ALL DIVISIONS.

A SPECIAL THANK YOU to Henry and Dolores Preimesberger and their entire family for making this BEAUTIFUL-FANTASTIC-SUPER-horseshoe pitching facility available to the NHPA World Tournament. It was a Sports Dream, no rain-wind or sun to contend with.

Also many thanks to everyone who helped make this year's World Tournament a smooth running and successful event. To Donnie Roberts and his office staff, storekeepers, judges, groundskeepers, Regional Directors and Executive Council for their outstanding support, cooperation and LONG HOURS of hard work, which started at 7:00 A.M. and continued until 1:00 and 2:00 A.M. in the morning.

On behalf of the NHPA our thanks to Genola citizens and ALL the surrounding cities for their warm hospitality and to those many families who opened up their homes to our members.

To all the personnel involved in the many interviews by Radio stations, these were all deeply appreciated.

Thanks to Bob Wright for his "Tournament Up-Dates" which he published each day concerning the daily happenings during the tournament.

Sol Berman, chairman of the NHPA Promotion Committee, brought his video tapes to the World Tournament, which he showed to the members in the second floor lounge, of past World Champions, top pitchers with their various styles and other events relating to our sport. He also filmed the Hall of Fame induction and all other parts of the 1981 World Tournament which he converted to tapes and showed them to the members. Many thanks Dr. Berman. Henry Preimesberger made the arrangements in getting the equipment which Sol needed. Thank you Henry.

My thanks also to Debbie Michaud of Massachusetts and Don Titcomb of California for their demonstration and comments on the art of pitching horseshoes.

The following Constitution and By-Laws changes were approved by the 170 Convention delegates.

ADMINISTRATION**ARTICLE 2 — SECTION 9 (CHANGE)**

The Chairman of Regional Directors shall be elected by the Regional Directors with the approval of the NHPA Executive Council.

PRESIDENT'S MESSAGE — (Continued)**JUDICIARY****ARTICLE 3 — SECTION 9 (CHANGE)**

The NHPA First, Second, Third and Fourth Vice-Pres and Chairman of Regional shall receive \$200.00 for attending the World Tournament. The NHPA President shall receive an annual salary of \$300.00. Effective 1981 Convention.

BY-LAWS**ARTICLE 5 — SECTION 6 (NEW SECTION)**

The defending World Champion of each division may pitch a qualifying score (if qualifying is required). He/she will not lose his/her position as defending champion regardless of the score thrown. He/she must pay the qualifying fee and be eligible to win the cash prize for the high qualifying score.

ARTICLE 6 — RULE 2 — SECTION B (CHANGE)

Official Rules For Horseshow Pitching:

Pitching stakes for women and juniors shall be 30 feet, with a foul line three feet in front of each stake. When women and juniors play on a court constructed for men, foul lines shall be marked 10 feet in front of the men's foul lines parallel to, and the width of the men's platform, and coming down the sides 6 inches to 8 inches to give the width of the pad. With an imaginary stake marked on the ground. A full pad is preferable.

Effective, January 1, 1982.

ARTICLE 6 — RULE 14 — SCORING RULES (CHANGE) SECTION A

A regulation game shall consist of forty (40) points in all contests where National title is involved. Delegates voted to omit the 200, 100 and 50 shoe qualifying method at a World Tournament. Delegates said "NO" to the NHPA contributing any money to Invitationals or Special Tournaments in 1982. Bids for the 1983 World Tournament were submitted by Genola, Minnesota and Statesville, North Carolina, each bidding \$15,000. The delegates voted 94 to 76 in favor of Statesville. I hope that Genola will bid again in the future. The NHPA presented its annual \$100.00 Charity check to the Preimesbergers to be given to their favorite charity. Election: Wally Shipley was re-elected President; as were Leo McGrath, 1st Vice-President and Earl Winston, 3rd Vice-President. I am sincerely and highly honored to have been re-elected for a 5th two-year term. Thanks to the delegatHs and members who supported me. Your Executive Council is looking forward to another successful and progressive year and with the help of the members it will be accomplished. The Executive Council presented the following awards:

- . Largest 1980 Membership — To Ohio State with largest membership increase.
- . State with largest membership increase in 1980 over 1979: Western Pennsylvania.
- . Kathy Harrison for her past efforts and support as Ohio Regional Director.
- . P.D. Riley (post humously) for his efforts and support as Regional Director in New Mexico and Colorado.
- . Bernard Herfurth for his 10 years of service as NHPA Hall of Fame Chairman.
- . Ellis Cobb for 25 years as NHPA News Digest Editor.

Ruth Hangen of Getzville, New York was appointed the new NHPA Hall of Fame Chairman. Special Achievement awards went to Rick Redman of Oregon; Jim "Pop" Johnson of Ohio; Al Hodge of Nebraska; Clearwater, Florida Horseshoe Club and Minnesota Horseshoe Pitchers Association. The annual Arch Stokes Memorial Award was presented to the Preimesbergers. Congratulations to all NHPA appointees for your fine efforts, cooperation and support in your various fields of endeavor in promoting and supporting our increasing progress in the sport of horeshoes and the NHPA.

**November Issue Will Have State Meet Results
Don't Miss It! — Send Yours In NOW!**

COVER PICTURE. . . Shown in action at the 1981 World Tournament is Walter Ray Williams, Jr., who retained his title with a ringer percentage of 88.1. Shown at the left is Mark Dyson who successfully defended his title as Boy's World Champion. Shown below is Vicki Winston of LaMonte, Missouri who regained the title as the 1981 Women's World Champion, shown with her is the NHPA President Wally Shipley.

VOLUNTEER PUBLICITY WORKER—SEPTEMBER ARTICLE

By Bernard Herfurth

All NHPA Volunteer Publicity workers and NHPA members are requested to get an article in their local newspapers giving publicity on the outcome of the 1981 World Horseshoe Pitching tournament. Also the 1250 contestants and the 18 hour daily schedule of activity.

In addition to the following guide write-up, please give the names of the winners of the six championship classes. Also results of players from your area and any other added notes of interest about the tournament. Please send a copy of your newspaper write-up to the NHPA PUBLICITY Committee.

NEW DISTRIBUTOR FOR OHIO HORSESHOES

After nearly fifty years as a distributor of Ohio Horseshoes, I have decided, for personal reasons, to turn this business over to Donnie Roberts, 9439 Camp Creek Road, Lucasville, Ohio 45648. I am sure that Donnie will give you the same kind of service that I have tried to give you over these many years.

I also want to take this opportunity to thank you, my customers, for the fine business relationship we have had.

Sincerely,
Stanley Manker

TO THE 1981 WORLD TOURNAMENT JUDGES:

I wish to extend my thanks to all of the Judges at the 1981 World Tournament held at Genola, Minnesota. They did a marvelous job and worked many long hours. I am very grateful for their efforts.

Sincerely,
Leo McGrath



ACTION SHOT AT 1981 WORLD TOURNAMENT

★ ★ SPECIAL OFFER!!! ★ ★

SPECIAL GROUP DISCOUNT: 1 carton (52) hardcovers: \$230.00 or
1 carton (52) paperbacks: \$130.00

You save \$235.40 on hard & \$127.40 on paper... Great Value

SPECIAL SALE For limited time ONLY, Ottie Reno's Pitching Championship Horseshoes which sells for \$4.95 (paperback) and \$8.95 (hardcover) plus postage... You pay ONLY... \$3.00 (paperback) and \$6.00 (hardcover) and NO POSTAGE REQUIRED.

SPECIAL SALE If you buy 5 books, Ringer World will send you ONE book absolutely FREE! You will receive 6 paperbacks for ONLY \$15.00 for 6 hardcovers for ONLY \$30.00.

If you buy 10 books, Ringer World will send you THREE books absolutely FREE! You will receive 13 paperbacks for ONLY \$30.00 or 13 hardcovers for ONLY \$60.00

SURPRISE your Tournament Winners with this Great Horseshoe Pitching Book instead of the usual trophies


PITCHING CHAMPIONSHIP HORSESHOES

(Second Edition, Revised) by Ottie W. Reno

PITCHING CHAMPIONSHIP HORSESHOES is clearly written, well-illustrated by a state champion... it is crammed with rules, records, instructions for laying out your own backyard or tournament-style court, photographs of top players in action and these players' own pitching tips.

ACT NOW... Inventory is going FAST!!!

Just send your name, address and zip code with your check or money order to:



Ringer World Emporium, Inc.
60 East 42nd Street • Suite 411
New York, NY 10165

SUGGESTED WRITE-UP OF 1981 WORLD TOURNAMENT NEWS

The Publicity Director of the National Horseshoe Pitchers Association Bernard Herfurth announces that records were broken with the 1250 pitchers entered in the 1981 World Professional Horseshoe Pitching Championship held at the 18-court Indoor Preimesberger Arena in Genola, Minnesota, north of Minneapolis, on July 30 thru August 9.

There were six Championship classes. The Men's Championship Class of 96 pitchers, Women's Classes with 24 players, Boys' classes with 32, Girls' classes with 16, Intermediate Classes (60-65 years) with 24 men, Senior Men's classes with 24. 216 started in the championship matches. The remaining 1034 played in the supplementary classes of six-men each.

To accommodate the large entry the courts had activity 18 hours daily. Five schedules on all 18 courts from 7 a.m. until 1 a.m.

There was nation-wide publicity for the event as each contestant was notified many weeks in advance as to the day he would pitch. All players were seeded according to previous ringer percentages. There were no eliminations in the Championship classes. Players that did not make the cut-off in their first round-robin, dropped back to the Class B or C playoffs.

During the 11 day tournament, a daily news letter was published. The annual Convention was held as well as a banquet, party and dance. Also a special party for the younger people was held. Hall of Fame Induction, Special Awards and many entertaining activity.

There were thousands of dollars in cash awards, scholarships, plaques and trophies given.

The 1982 World Tournament will be held in Huntsville, Alabama and the 1983 World Tournament will be held in Statesville, North Carolina.

1. WALTER RAY WILLIAMS, JR., — Calif.

Opponent	Score	R	SP	%
Ambrose, MN	51-26	67	80	83.8
Smith, KS	51- 6	49	52	94.2
Rowe, IN	52-10	64	70	91.4
Baker, MO	52-25	52	62	83.9
Lord, ME	51-21	64	67	84.2
Martz, PA	52- 3	53	56	94.6
Fahey, KY	53-23	58	70	82.9
Schultz, NY	50-27	60	74	81.1
Maddox, WV	52-11	64	70	91.4
Darnold, IA	51-14	82	88	93.2
Wiedrich, OR	49-50	139	160	86.9
Tyson, NY	51-27	96	110	87.3
Titcomb, CA	51- 4	67	72	93.1
Zadroga, PA	52-29	76	90	84.4
Simmons, CA	51-17	103	110	93.6
VanSant, IN	51-22	50	58	86.2
Henton, IA	53- 3	62	66	93.9
Seibold, IN	50-14	49	58	84.5
Bellman, IN	50-12	51	58	87.9
Simon, IA	52-16	92	100	92.0
Hohl, CAN	52-38	84	100	84.0
Knisley, OH	52-43	120	136	88.2
Steinfeldt, FL	51-39	105	122	86.1
WON 22 - LOST 1		1707	1938	88.1

2. CARL STEINFELDT — Florida

Opponent	Score	R	SP	%
J. Smith, KS	52-15	63	76	82.9
Rowe, IN	51-10	51	58	87.9
Baker, MO	50-34	83	100	83.0
Lord, ME	54-38	80	96	83.3
Martz, PA	54-36	60	78	76.9
Ambrose, MN	50-10	37	44	84.1
Schultz, NY	50-39	74	92	80.4
Maddox, WV	52-26	89	100	89.0
Darnold, IA	50-39	65	80	81.3
Wiedrich, OR	50-21	45	54	83.3
Tyson, NY	50-15	91	100	91.0
Fahey, KY	52-24	61	72	84.7
Seibold, IN	51- 7	51	62	82.3
Titcomb, CA	52-46	105	124	84.7
Zadroga, PA	41-51	72	92	78.3
Simmons, CA	50-42	99	120	82.5
VanSant, IN	50-26	65	78	83.3
Henton, IA	51-33	89	106	84.0
Hohl, CAN	52-29	80	96	83.3
Bellman, IN	55-20	52	64	81.3
Knisley, OH	52-21	69	80	86.3
Simon, IA	51-49	81	100	81.0
Williams, CA	39-51	102	122	83.6
WON 21 — LOST 2		1664	1994	83.5

3. JIM KNISLEY — Ohio

Opponent	Score	R	SP	%
Baker, MO	50-34	50	64	78.1
Lord, ME	51-28	72	82	87.8
Martz, PA	51-25	77	94	81.9
Ambrose, MN	51-34	74	92	80.4
Smith, KS	52-13	68	74	91.9
Rowe, IN	50-19	51	62	82.3
Darnold, IA	55-23	78	88	88.6
Wiedrich, OR	51-36	99	116	85.3
Tyson, NY	55-33	72	88	81.8
Fahey, KY	25-52	51	70	72.9
Schultz, NY	52-25	77	88	87.5
Maddox, WV	50-41	113	130	86.9
Zadroga, PA	38-51	67	90	74.4
Simmons, CA	50-36	123	144	85.4
VanSant, IN	53-20	62	72	86.1
Henton, IA	50-13	65	72	90.3
Seibold, IN	50-32	100	118	84.7
Titcomb, CA	50-33	74	88	84.1
Simon, IA	51-36	90	104	86.5
Hohl, CAN	51-48	100	122	82.0
Steinfeldt, FL	21-52	58	80	72.5
Williams, CA	43-52	117	136	86.0
Bellman, IN	50-23	68	84	81.0
WON 19 — LOST 4		1806	2158	83.7

4. RALPH SIMON — Iowa

Opponent	Score	R	SP	%
Fahey, KY	44-51	65	90	72.2
Schultz, NY	52-18	64	72	88.9
Maddox, WV	52-20	69	78	88.5
Darnold, IA	50-21	55	64	85.9
Wiedrich, OR	55-42	84	104	80.8
Tyson, NY	51-39	106	124	85.5
Ambrose, MN	52-43	52	74	70.3
Smith, KS	55-22	62	74	83.8
Rowe, IN	52-37	63	80	78.8
Baker, MO	50-31	65	82	79.3
Lord, ME	50-20	86	96	89.6
Martz, PA	51-46	64	86	74.4
Simmons, CA	51-29	111	126	88.1
VanSant, IN	51-19	57	68	83.9
Henton, IA	52- 3	35	38	92.1
Seibold, IN	53-19	43	52	82.7
Titcomb, CA	47-51	103	130	79.2
Zadroga, PA	31-52	62	86	72.1
Knisley, OH	36-51	84	104	80.8
Williams, CA	16-52	80	100	80.0
Bellman, IN	41-52	55	76	72.4
Steinfeldt, FL	49-51	80	100	80.0
Hohl, CAN	50-49	109	132	82.6
WON 16 — LOST 7		1654	2036	81.2

5. CLARENCE BELLMAN — Indiana

Opponent	Score	R	SP	%
Darnold, IA.....	52-17	45	56	80.4
Weldrich, OR.....	52-38	74	88	84.1
Tyson, NY.....	55-40	75	96	78.1
Fahey, KY.....	40-52	85	104	81.7
Schultz, NY.....	53-46	63	84	75.0
Maddox, WV.....	52-41	86	106	81.1
Baker, MO.....	51-25	45	60	75.0
Lord, ME.....	50-45	88	108	81.5
Martz, PA.....	50-37	57	80	71.3
Ambrose, MN.....	35-51	55	78	70.5
Smith, KS.....	52-21	64	78	82.1
Rowe, IN.....	52-45	83	104	79.8
VanSant, IN.....	52-31	66	84	78.6
Henton, IA.....	51-30	62	80	77.5
Seibold, IN.....	52-41	59	82	72.0
Titcomb, CA.....	51-24	55	66	83.3
Zadroga, PA.....	44-52	83	110	75.5
Simmons, CA.....	45-50	99	124	79.8
Williams, CA.....	12-50	39	58	67.2
Steinfeldt, FL.....	20-55	41	64	64.1
Simon, IA.....	52-41	59	76	77.6
Hohl, CAN.....	44-52	69	92	75.0
Knisley, OH.....	23-50	59	84	70.2

WON 15 — LOST 8 1511 1962 77.0

6. JOE SCHULTZ — New York

Opponent	Score	R	SP	%
VanSant, IN.....	18-52	52	76	68.4
Simon, IA.....	18-52	53	72	73.6
Simmons, CA.....	52-42	80	96	83.3
Titcomb, CA.....	52-37	80	98	81.6
Bellman, IN.....	46-53	61	84	72.6
Henton, IA.....	46-53	60	86	69.8
Steinfeldt, FL.....	39-50	70	92	76.1
Williams, CA.....	27-50	52	74	70.3
Zadroga, PA.....	54-47	72	98	73.5
Seibold, IN.....	50-35	66	84	78.6
Knisley, OH.....	25-52	68	88	77.3
Hohl, CAN.....	43-51	88	108	81.5
Rowe, IN.....	52-39	59	78	75.6
Darnold, IA.....	51-13	49	58	84.5
Martz, PA.....	53-49	65	90	72.2
Fahey, KY.....	50- 0	0	0	0.0
Smith, KS.....	38-52	54	78	69.2
Tyson, NY.....	51-37	80	96	83.3
Lord, ME.....	52-34	72	88	81.8
Ambrose, MN.....	52-23	48	62	77.4
Maddox, WV.....	52-25	59	70	84.3
Wiedrich, OR.....	52-20	68	80	85.0
Baker, MO.....	50-13	43	56	76.8

WON 14 — LOST 9 1399 1812 77.2

7. ELMER HOHL — Canada

Opponent	Score	R	SP	%
Rowe, IN.....	52-39	59	76	77.6
Baker, MO.....	50-40	86	106	81.1
Lord, ME.....	37-50	80	108	74.1
Martz, PA.....	51-20	53	66	80.3
Ambrose, MN.....	50-39	86	104	82.7
Smith, KS.....	50-28	56	74	75.7
Maddox, WV.....	29-50	70	98	71.4
Darnold, IA.....	50-31	69	82	84.1
Wiedrich, OR.....	39-52	86	112	76.8
Tyson, NY.....	44-50	110	138	79.7
Fahey, KY.....	40-50	65	84	77.4
Schultz..... NY	51-43	90	108	83.3
Henton, IA.....	51-48	70	98	71.4
Seibold, IN.....	50-30	61	80	76.3
Titcomb, CA.....	51-34	77	94	81.9
Zadroga, PA.....	53-26	79	92	85.9
Simmons, CA.....	25-51	86	106	81.1
VanSant, IN.....	50-12	52	58	89.7
Steinfeldt, FL.....	29-52	73	96	76.0
Knisley, OH.....	48-51	99	122	81.1
Williams, CA.....	38-52	79	100	79.0
Bellman, IN.....	52-44	71	92	77.2
Simon, IA.....	49-50	110	132	83.3

WON 13 — LOST 10 1767 2226 79.4

8. CLYDE MARTZ — Pennsylvania

Opponent	Score	R	SP	%
Zadroga, PA.....	55-45	57	82	69.5
Seibold, IN.....	43-50	45	72	62.5
Knisley, OH.....	25-51	69	94	73.4
Hohl, CAN.....	20-51	43	66	65.2
Steinfeldt, FL.....	36-54	56	78	71.8
Williams, CA.....	3-52	68	86	79.1
Simmons, CA.....	50-35	68	86	79.1
Titcomb, CA.....	51-35	51	72	70.8
Bellman, IN.....	37-50	53	80	66.3
Henton, IA.....	32-51	52	74	70.3
VanSant, IN.....	51-28	78	98	79.6
Simon, IA.....	46-51	62	86	72.1
Baker, MO.....	52-32	64	80	80.0
Lord, ME.....	50-33	62	82	75.6
Schultz, NY.....	49-53	64	90	71.1
Wiedrich, OR.....	15-52	29	48	60.4
Maddox, WV.....	51-28	71	84	84.5
Ambrose, MN.....	51-30	79	94	84.0
Tyson, NY.....	52-37	71	90	78.9
Rowe, IN.....	51-32	69	84	82.1
Smith, KS.....	50-13	40	52	76.9
Darnold, IA.....	50-23	47	66	71.2
Fahey, KY.....	55-17	44	52	84.6

WON 13 — LOST 10 1311 1766 74.2

9. RONNIE SIMMONS — Calif.

Opponent	Score	R	SP	%
Tyson, NY.....	50-42	80	108	74.1
Fahey, KY.....	37-53	74	96	77.1
Schultz, NY.....	42-52	77	96	80.2
Maddox, WV.....	45-52	63	84	75.0
Darnold, IA.....	28-51	70	96	72.9
Wiedrich, OR.....	45-52	109	134	81.3
Martz, PA.....	35-50	63	86	73.3
Ambrose, MN.....	54-29	49	64	76.6
Smith, KS.....	50-22	58	76	76.3
Rowe, IN.....	52-42	71	88	80.7
Baker, MO.....	52-35	93	110	84.5
Lord, ME.....	50-43	65	88	73.9
Simon, IA.....	29-51	104	126	82.5
Knisley, OH.....	36-50	119	144	82.6
Williams, CA.....	17-51	91	110	82.7
Steinfeldt, FL.....	42-50	97	120	80.8
Hohl, CAN.....	51-25	94	106	88.7
Bellman, IN.....	50-45	102	124	82.3
Zadroga, PA.....	50-37	72	92	78.3
Seibold, IN.....	50-25	70	88	79.5
Henton, IA.....	52-24	63	74	85.1
VanSant, IN.....	54-40	54	72	75.0
Titcomb, CA.....	35-52	67	90	74.4

WON 12 — LOST 11

1805 2272 79.4

10. BEN WIEDRICH — Oregon

Opponent	Score	R	SP	%
Titcomb, CA.....	29-50	48	74	64.9
Bellman, IN.....	38-52	67	88	76.1
Henton, IA.....	40-50	49	72	68.1
VanSant, IN.....	38-52	112	134	83.6
Simon, IA.....	42-55	80	104	76.9
Simmons, CA.....	52-45	113	134	84.3
Seibold, IN.....	35-50	40	66	60.6
Knisley, OH.....	36-51	94	116	81.0
Hohl, CAN.....	52-39	89	112	79.5
Steinfeldt, FL.....	21-50	36	54	66.7
Williams, CA.....	50-49	139	160	86.9
Zadroga, PA.....	51-27	69	84	82.1
Tyson, NY.....	24-50	58	78	74.4
Rowe, IN.....	51-34	65	80	81.3
Darnold, IA.....	50-40	75	94	79.8
Martz, IA.....	52-15	41	48	85.4
Fahey, KY.....	50-43	82	102	80.4
Smith, KS.....	44-50	75	102	73.5
Baker, MO.....	51-10	44	54	81.5
Lord, ME.....	50-32	43	64	67.2
Ambrose, MN.....	51-27	64	80	80.8
Schultz, NY.....	20-52	58	80	72.5
Maddox, WV.....	51-16	45	54	83.3

WON 12 — LOST 11

1586 2034 78.0

TED ALLEN HORSESHOES



A steady long back-log of orders for 4 - 5 years came to an end in August, 1979.

Allow a week for orders to be mailed out.

A Top Pro Favorite since 1938

1045 LINDEN AVENUE

BOULDER, COLORADO 80302

11. JACK FAHEY — Kentucky

Opponent	Score	R	SP	%
Simon, IA.....	51-44	70	90	77.8
Simmons, CA.....	53-37	77	96	80.2
Titcomb, CA.....	52-25	64	80	80.0
Bellman, IN.....	52-40	89	104	85.6
Henton, IA.....	29-53	79	106	74.5
VanSant, IN.....	51-31	85	102	83.3
Williams, CA.....	23-53	48	70	68.6
Zagroda, PA.....	50-25	53	64	82.8
Seibold, IN.....	52-27	81	96	84.4
Knisley, OH.....	52-25	60	70	85.87
Hohl, CAN.....	50-40	68	84	81.0
Steinfeldt, FL.....	24-52	51	72	70.8
Ambrose, MN.....	53-29	51	66	77.3
Baker, MO.....	31-50	49	72	68.1
Lord, ME.....	15-50	29	50	58.0
Schultz, NY.....	0-50	0	0	0.0
Wiedrich, OR.....	43-50	79	102	77.5
Maddox, WV.....	53-32	57	74	77.0
Smith, KS.....	47-50	71	96	74.0
Tyson, NY.....	34-52	52	72	72.2
Darnold, IA.....	45-51	70	98	71.4
Rowe, IN.....	50-19	57	68	83.8
Martz, PA.....	17-55	31	52	59.6

WON 12 — LOST 11 137* 1784 76.8

12. AL ZADROGA — Pennsylvania

Opponent	Score	R	SP	%
Martz, PA.....	45-55	53	82	64.6
Ambrose, MN.....	42-50	77	98	78.6
Smith, KS.....	51-35	66	84	78.6
Rowe, IN.....	50-47	77	100	77.0
Baker, MO.....	31-51	58	86	67.4
Lord, ME.....	22-51	64	90	71.1
Tyson, NY.....	50-42	58	76	76.3
Fahey, KY.....	25-50	45	64	70.3
Schultz, NY.....	47-54	70	98	71.4
Maddox, WV.....	55-45	85	110	77.3
Darnold, IA.....	43-51	56	80	70.0
Wiedrich, OR.....	27-51	63	84	75.0
Knisley, OH.....	51-38	71	90	78.9
Williams, CA.....	29-52	68	90	75.6
Steinfeldt, FL.....	51-41	76	92	82.6
Hohl, CAN.....	26-53	70	92	76.1
Bellman, IN.....	52-44	84	110	76.4
Simon, IA.....	52-31	69	86	80.2
Simmons, CA.....	37-50	68	92	73.9
VanSant, IN.....	51-31	64	80	80.0
Titcomb, CA.....	51-35	59	80	73.8
Henton, IA.....	52-18	54	64	84.4
Seibold, IN.....	53-27	53	66	80.3

WON 12 — LOST 11 1508 1994 75.6

13. ART TYSON — New York

Opponent	Score	R	SP	%
Simmons, CA.....	42-50	76	108	70.4
Titcomb, CA.....	35-52	52	76	68.4
Bellman, IA.....	40-55	70	96	72.9
Henton, IA.....	50-28	60	74	81.1
VanSant, IN.....	44-52	94	114	82.5
Simon, IA.....	39-51	102	124	82.3
Zadroga, PA.....	42-50	55	76	72.4
Seibold, IN.....	33-50	65	90	72.2
Knisley, OH.....	33-55	63	88	71.6
Hohl, CAN.....	50-44	112	138	81.2
Steinfeldt, FL.....	15-50	79	100	79.0
Williams, CA.....	27-51	88	110	80.0
Wiedrich, OR.....	50-24	66	78	84.6
Maddox, WV.....	42-51	68	96	70.8
Ambrose, MN.....	50-19	41	56	73.2
Baker, MO.....	51-47	59	80	73.8
Lord, ME.....	51-18	66	78	84.6
Schultz, NY.....	37-51	76	96	79.2
Martz, PA.....	37-52	66	90	73.3
Fahey, KY.....	52-34	58	72	80.6
Rowe, IN.....	50-34	73	94	77.7
Smith, KS.....	51-23	54	66	81.8
Darnold, IA.....	52-40	91	112	81.3

WON 10 — LOST 13 1634 2112 77.4

14. RALPH MADDOX — West Virginia

Opponent	Score	R	SP	%
Henton, IA.....	52-9	70	82	85.4
VanSant, IN.....	52-17	60	68	88.2
Simon, IA.....	20-52	58	78	74.4
Simmons, CA.....	52-45	64	84	76.2
Titcomb, CA.....	25-50	58	82	70.7
Bellman, IN.....	41-52	83	106	78.3
Hohl, CAN.....	50-29	76	98	77.6
Steinfeldt, FL.....	26-52	80	100	80.0
Williams, CA.....	11-52	50	70	71.4
Zadroga, PA.....	45-55	81	110	73.6
Seibold, IN.....	50-11	46	54	85.2
Knisley, OH.....	41-50	110	130	84.6
Smith, KS.....	54-45	67	94	71.3
Tyson, KY.....	51-42	71	96	74.0
Rowe, IN.....	55-34	71	86	82.6
Darnold, IA.....	39-50	63	86	73.3
Martz, PA.....	28-51	64	84	76.2
Fahey, KY.....	32-53	51	74	68.9
Ambrose, MN.....	54-42	82	102	80.4
Baker, MO.....	22-50	38	62	61.3
Schultz, NY.....	25-52	50	70	71.4
Lord, ME.....	50-26	55	68	80.9
Wiedrich, OR.....	16-51	32	54	59.3

WON 10 — LOST 13 1480 1938 76.4

15. DON TITCOMB — Calif.

Opponent	Score	R	SP	%
Wiedrich, OR.....	50-29	53	74	71.6
Tyson, NY.....	52-35	58	76	76.3
Fahey, KY.....	25-52	55	80	68.8
Schultz, NY.....	37-52	76	98	77.6
Maddox, WV.....	50-25	65	82	79.3
Darnold, IA.....	52-28	62	80	77.5
Lord, ME.....	33-51	51	78	65.4
Martz, PA.....	35-51	46	72	63.9
Ambrose, MN.....	48-50	73	96	76.0
Smith, KS.....	50-48	47	70	67.1
Rose, IN.....	34-52	58	80	72.5
Baker, MO.....	51-48	88	122	72.1
Williams, CA.....	4-51	52	72	72.2
Steinfeldt, FL.....	46-52	102	124	82.3
Hohl, CAN.....	34-51	69	94	73.4
Bellman, IN.....	24-51	45	66	68.2
Simon, IA.....	51-47	104	130	80.0
Knisley, OH.....	33-50	69	88	78.4
VanSant, IN.....	33-54	60	84	71.4
Henton, IA.....	51-29	61	80	76.3
Zadroga, PA.....	35-51	55	80	68.8
Seibold, IN.....	51-38	84	102	82.4
Simmons, CA.....	52-35	74	90	82.2

WON 10 — LOST 13

1507 2018 74.7

16. AL LORD — Maine

Opponent	Score	R	SP	%
Seibold, IN.....	34-53	42	64	65.6
Knisley, OH.....	28-51	64	82	78.0
Hohl, CAN.....	50-37	85	108	78.7
Steinfeldt, FL.....	38-54	73	96	76.0
Williams, CA.....	21-51	54	76	71.1
Zadroga, PA.....	51-22	73	90	81.1
Titcomb, CA.....	51-33	58	78	74.4
Bellman, IN.....	45-50	86	108	79.6
Henton, IA.....	50-49	68	94	72.3
VanSant, IN.....	24-50	54	74	73.0
Simon, IA.....	20-50	76	96	79.2
Simmons, CA.....	43-50	63	88	71.6
Darnold, IA.....	28-52	54	76	71.1
Martz, PA.....	33-50	57	82	69.5
Fahey, KY.....	50-15	36	50	72.0
Smith, KS.....	52-46	47	70	67.1
Tyson, NY.....	18-51	57	78	73.1
Rowe, IN.....	34-50	51	70	72.9
Schultz, NY.....	34-52	67	88	76.1
Wiedrich, OR.....	32-50	37	64	57.8
Baker, MO.....	51-24	54	70	77.1
Maddox, WV.....	26-50	47	68	69.1
Ambrose, MN.....	52-46	54	72	75.0

WON 8 — LOST 15

1357 1842 73.7

17. HAROLD DARNOLD — Iowa

Opponent	Score	R	SP	%
Bellman, IN.....	17-52	33	56	58.9
Henton, IA.....	51-28	69	86	80.2
VanSant, IN.....	30-50	58	82	70.7
Simon, IA.....	21-50	46	64	71.9
Simmons, CA.....	51-28	79	96	82.3
Titcomb, CA.....	28-52	55	80	68.8
Knisley, OH.....	23-55	64	88	72.7
Hohl, CAN.....	31-50	63	82	76.8
Steinfeldt, FL.....	39-50	62	80	77.5
Williams, CA.....	14-51	69	88	78.4
Zadroga, PA.....	51-43	59	80	73.8
Seibold, IN.....	23-50	56	78	71.8
Lord, ME.....	52-28	61	76	80.3
Schultz, NY.....	13-51	35	58	60.3
Wiedrich, OR.....	40-50	71	94	75.5
Maddox, WV.....	50-39	65	86	75.6
Ambrose, MN.....	50-24	48	68	70.6
Baker, MO.....	42-51	92	118	78.0
Rowe, IN.....	43-51	58	82	70.7
Smith, KS.....	51-47	68	94	72.3
Fahey, KY.....	51-45	71	98	72.4
Martz, PA.....	23-50	38	66	57.6
Tyson, NY.....	40-52	87	112	77.7

WON 8 — LOST 15

1407 1912 73.6

18. LEROY ROWE — Indiana

Opponent	Score	R	SP	%
Hohl, CAN.....	39-52	54	76	71.1
Steinfeldt, FL.....	10-51	38	58	65.5
Williams, CA.....	10-52	50	70	71.4
Zadroga, PA.....	47-50	77	100	77.0
Seibold, IN.....	50-17	48	62	77.4
Knisley, OH.....	19-50	41	62	66.1
Henton, IA.....	52-33	50	72	69.4
VanSant, IN.....	22-54	42	64	65.6
Simon, IA.....	37-52	59	80	73.8
Simmons, CA.....	42-52	67	88	76.1
Titcomb, CA.....	52-34	65	80	81.3
Bellman, IN.....	45-52	81	104	77.9
Schultz, NY.....	39-52	55	78	70.5
Wiedrich, OR.....	34-51	60	80	75.0
Maddox, WV.....	34-55	63	86	73.3
Ambrose, MN.....	50-31	58	74	78.4
Baker, MO.....	51-40	52	72	72.2
Lord, ME.....	50-34	56	70	80.0
Darnold, IA.....	51-43	61	82	74.4
Martz, PA.....	32-51	63	84	75.0
Tyson, NY.....	34-50	69	94	73.4
Fahey, KY.....	19-50	46	68	67.6
Smith, KS.....	55-21	62	86	72.1


WON 8 — LOST 15

1317 1790 73.6

INTRODUCING . . .

The brand new Horseshoe Pitcher's Ringer Caps!

These great caps are made of cotton with 4 nylon mesh panels and are fully adjustable. Comes in bright colors of either Red and White or Blue and White.



The colorful horseshoe and peg design lets everyone know . . .

YOUR A HORSESHOE PITCHER!!!

To order your cap(s) NOW . .

Just send \$5 plus \$1 for postage & handling with your name, address and zip code to:

(Don't forget to specify the color you want.)



Ringer World Emporium, Inc.
60 East 42nd Street • Suite 411
New York, NY 10165

19. DAVID BAKER — Missouri

Opponent	Score	R	SP	%
Knisley, OH.....	34-50	45	64	70.3
Hohl, CAN.....	40-50	82	106	77.4
Steinfeldt, FL.....	34-50	77	100	77.0
Williams, CA.....	25-52	43	62	69.4
Zadroga, PA.....	51-31	63	86	73.3
Seibold, IN.....	51-33	66	80	82.5
Bellman, IN.....	25-51	36	60	60.0
Henton, IA.....	50-42	81	102	79.4
VanSant, IN.....	52-41	65	84	77.4
Simon, IA.....	31-50	58	82	70.7
Simmons, CA.....	35-52	88	110	80.0
Titcomb, CA.....	48-51	87	122	71.3
Martz, PA.....	32-52	58	80	72.5
Fahey, KY.....	50-31	56	72	77.8
Smith, KS.....	52-47	59	82	72.0
Tyson, NY.....	47-51	58	80	72.5
Rowe, IN.....	40-51	48	72	66.7
Darnold, IA.....	51-42	94	118	79.7
Wiedrich, OR.....	10-51	31	54	57.4
Maddox, WV.....	50-22	46	62	74.2
Lord, ME.....	24-51	45	70	64.3
Ambrose, MN.....	47-50	67	98	68.4
Schultz, NY.....	13-50	31	56	55.4

WON 8 — LOST 15

1384 1902 72.8

20. LARYE AMBROSE — Minnesota

Opponent	Score	R	SP	%
Williams, CA.....	26-51	59	80	73.8
Zadroga, PA.....	50-42	80	98	81.6
Seibold, IN.....	50-49	66	92	71.7
Knisley, OH.....	34-51	68	92	73.9
Hohl, CAN.....	39-50	83	104	79.8
Steinfeldt, FL.....	10-50	24	44	54.5
Simon, IA.....	43-52	49	74	66.2
Simmons, CA.....	29-54	41	64	64.1
Titcomb, CA.....	50-48	73	96	76.0
Bellman, IN.....	51-35	59	78	75.6
Henton, IA.....	52-49	57	80	71.3
VanSant, IN.....	50-42	75	96	78.1
Fahey, KY.....	29-53	42	66	63.6
Smith, KS.....	50-41	51	80	63.8
Tyson, NY.....	19-50	32	56	57.1
Rowe, IN.....	31-50	52	74	70.3
Darnold, IA.....	24-50	39	68	57.4
Martz, PA.....	30-51	72	94	76.6
Maddox, WV.....	42-54	78	102	76.5
Schultz, NY.....	23-52	39	62	62.9
Wiedrich, OR.....	27-51	55	80	68.8
Baker, MO.....	50-47	68	98	69.4
Lord, ME.....	46-52	52	72	72.2

WON 8 — LOST 15

1314 1850 71.0

21. KARL VANSANT — INDIANA

Opponent	Score	R	SP	%
Schultz, NY.....	52-18	63	76	82.9
Maddox, WV.....	17-52	48	68	70.6
Darnold, IA.....	50-30	64	82	78.0
Wiedrich, OR.....	52-38	116	134	86.6
Tyson, NY.....	52-44	97	114	85.1
Fahey, KY.....	31-51	80	102	78.4
Smith, KS.....	23-51	55	80	68.7
Rowe, IN.....	54-22	52	64	81.3
Baker, MO.....	41-52	61	84	72.6
Lord, ME.....	50-24	61	74	82.4
Martz, PA.....	28-51	71	98	72.4
Ambrose, MN.....	42-50	73	96	76.0
Bellman, IN.....	31-52	59	84	70.2
Simon, IA.....	19-51	47	68	69.1
Knisley, OH.....	20-53	52	72	72.2
Williams, CA.....	22-51	40	58	69.0
Steinfeldt, FL.....	26-50	57	78	73.1
Hohl, CAN.....	12-50	40	58	69.0
Titcomb, CA.....	50-33	67	84	79.8
Zadroga, PA.....	31-51	58	80	72.5
Seibold, IN.....	30-50	67	94	71.3
Simmons, CA.....	40-54	50	72	69.4
Henton, IA.....	27-50	45	70	64.3

WON 7 — LOST 16

1423 1890 75.3

22. MARK SEIBOLD — Indiana

Opponent	Score	R	SP	%
Lord, ME.....	53-34	48	64	75.0
Martz, PA.....	50-43	48	72	66.7
Ambrose, MN.....	49-50	66	92	71.7
Smith, KS.....	50-34	47	70	67.1
Rowe, IN.....	17-50	38	62	61.3
Baker, MO.....	33-51	61	80	76.3
Wiedrich, OR.....	50-35	44	66	66.7
Tyson, NY.....	50-33	72	90	80.0
Fahey, KY.....	27-52	71	96	74.0
Schultz, NY.....	35-50	62	84	73.8
Maddox, WV.....	11-50	33	54	61.1
Darnold, IA.....	50-23	64	78	82.1
Steinfeldt, FL.....	7-51	38	62	61.3
Hohl, CAN.....	30-50	55	80	68.8
Bellman, IN.....	41-52	55	82	67.1
Simon, IA.....	19-53	32	52	61.5
Knisley, OH.....	32-50	95	118	80.5
Williams, CA.....	14-50	37	58	63.8
Henton, IA.....	23-50	46	74	62.2
Simmons, CA.....	25-50	63	88	71.6
VanSant, IN.....	50-30	74	94	78.7
Titcomb, CA.....	38-51	80	102	78.4
Zadroga, PA.....	27-53	44	66	66.7

WON 7 P LOST 16

1273 1784 71.4

KERTZ SHOE CHECK

PAT. PEND.

FOUR TOOLS IN ONE

PERFECT FOR ALL HORSESHOE PITCHERS

JUST THE RIGHT SIZE FOR BACK POCKETS

8" x 1" x 1/4"

SCRAPER —

FILE FOR
BURRSCALIPHERS
FOR CLOSE POINTS

STRAIGHT EDGE FOR MEASURING

SEND \$6.95 PLUS \$1.50 SHIPPING CHG.

KERTZ SHOE CHECK

P.O. BOX 483

ARNOLD, MO. 63010

PLEASE INCLUDE
ZIP CODE

23. GLEN HENTON — IOWA

Opponent	Score	R	SP	%
Maddox, WV.....	9-52	55	82	67.1
Darnold, IA.....	28-51	63	86	73.3
Wiedrich, OR.....	50-40	51	72	70.8
Tyson, NY.....	28-50	53	74	71.6
Fahey, KY.....	53-29	86	106	81.1
Schultz, NY.....	53-46	61	86	70.9
Rowe, IN.....	33-52	43	72	59.7
Baker, MO.....	42-50	78	102	76.5
Lord, ME.....	49-50	67	94	71.3
Mart, PA.....	51-32	58	74	78.4
Ambrose, MN.....	49-52	57	80	71.3
Smith, KS.....	15-51	28	46	60.9
Hohl, CAN.....	48-51	68	98	69.4
Bellman, IN.....	30-51	55	80	68.8
Simon, IA.....	3-52	19	38	50.0
Knisley, OH.....	13-50	53	72	73.6
Williams, CA.....	3-53	46	66	69.7
Steinfeldt, FL.....	33-51	83	106	78.3
Seibold, IN.....	50-23	53	74	71.6
Titcomb, CA.....	29-51	54	80	67.5
Simmons, CA.....	24-52	53	74	71.6
Zadroga, PA.....	18-52	44	64	68.8
VanSant, IN.....	50-27	52	70	74.3

WON 6 — LOST 17 1280 1796 71.3

24. JOHN SMITH — Kansas

Opponent	Score	R	SP	%
Steinfeldt, FL.....	15-52	51	76	67.1
Williams, CA.....	6-51	34	52	65.4
Zadroga, PA.....	35-51	61	84	72.6
Seibold, IN.....	34-50	43	70	61.4
Knisley, OH.....	13-52	55	74	74.3
Hohl, CAN.....	28-50	49	74	66.2
VanSant, IN.....	51-23	62	80	77.5
Simon, IA.....	22-55	52	74	70.3
Simmons, CA.....	22-50	49	76	64.5
Titcomb, CA.....	48-50	46	70	65.7
Bellman, IN.....	21-52	54	78	69.2
Henton, IA.....	51-15	40	46	87.0
Maddox, WV.....	45-54	65	94	69.1
Ambrose, MN.....	41-50	49	80	61.3
Baker, MO.....	47-52	58	82	70.7
Lord, ME.....	46-52	46	70	65.7
Schultz, NY.....	52-38	60	78	76.9
Wiedrich, OR.....	50-44	74	102	72.5
Fahey, KY.....	50-47	73	96	76.0
Darnold, IA.....	47-51	67	94	71.3
Mart, PA.....	13-51	29	52	55.8
Tyson, NY.....	23-50	45	66	68.2
Rowe, IN.....	21-55	50	86	58.1

WON 5 — LOST 18 1212 1754 69.1

FOR THOSE WHO DESIRE THE VERY BEST

IMPERIAL1980 U.S.A. PRICE LIST
(EFFECTIVE JUNE 1)

Postpaid

1 Pair.....\$25.00

2 to 5 Pair.....\$24.00

Freight Collect

6 Pr. & Over.....\$21.00

Available in Dead Soft and

Medium Soft with

Hardened Hooks

and Points

CLYDE MARTZ

- We now accept
MASTER CARD and
VISA.

- Note change of address.

- For quick service, phone
in your order after 6
p.m. Its cheap and easy.
Call (412) 731-4662

3726 Henley Dr.

Pittsburgh, PA 15235

MENS CHAMPIONSHIP — TOP 96

CHAMPIONSHIP MENS DIV. 1

	W-L	R	SP	%
Williams, CA.....	6-0	258	300	86.0
Maddox, WV.....	6-0	222	300	74.0
Foelske, IA.....	5-1	217	300	72.3
Roberts, OH.....	5-1	209	300	69.7
Vogel, IL.....	4-2	208	300	69.3
Kuchcinski, IN.....	4-2	184	300	61.3
Udelhofen, WI.....	2-4	171	300	57.0
Fleek, KS.....	2-4	153	300	51.0
Buell, IA.....	1-5	182	300	60.7
Hymmer, OH.....	1-5	164	300	54.7
Pfaff, IN.....	0-6	177	300	59.0
Wefler, IN.....	0-6	117	300	39.0

CHAMPIONSHIP MENS DIV. 2

	W-L	R	SP	%
Simmons, CA.....	6-0	232	300	77.3
Seibold, IN.....	6-0	225	300	75.0
Schultz, NY.....	6-0	216	300	72.0
Stensgaard, MN.....	5-1	201	300	67.0
Criss, WA.....	5-1	197	300	65.7
Williams, CA.....	5-1	196	300	65.3
Rugg, PA.....	1-5	183	300	61.7
Winston, MO.....	1-5	170	300	56.7
Whitmer, FL.....	1-5	166	300	55.3
Frederickson, MN.....	0-6	177	300	59.0
Baker, IA.....	0-6	172	300	57.3
Beem, ND.....	0-6	171	300	57.0

CHAMPIONSHIP MENS DIV. 3

	W-L	R	SP	%
Aleckson, MN.....	6-0	216	300	72.0
O Connor, MN.....	6-0	214	300	71.3
Ambrose, MN.....	6-0	213	300	71.0
Hohl, CAN.....	5-1	238	300	79.3
Potts, KS.....	5-1	211	300	70.3
Hohl, CAN.....	4-2	203	300	67.7
Ellison, CAN.....	1-5	192	300	64.0
Holmberg, MT.....	1-5	177	300	59.0
Kuchcinski, PA.....	1-5	173	300	57.7
Jackson, MN.....	0-6	178	300	59.3
Gardner, OH.....	0-6	159	300	53.0

CHAMPIONSHIP MENS DIV. 4

	W-L	R	SP	%
Knisley, OH.....	6-0	244	300	81.3
Tyson, NY.....	6-0	234	300	78.0
Holland, IN.....	5-1	190	300	63.3
Fahey, KY.....	4-2	208	300	69.3
Black, ND.....	4-2	200	300	66.7
Anzald, MN.....	3-3	203	300	67.7
Cone, IA.....	2-4	208	300	69.3
Ross, CAN.....	2-4	179	300	59.7
Baumann, ND.....	2-4	157	300	52.3
Vandelinder, MI.....	1-5	178	300	59.3
Coursen, OH.....	1-5	170	300	56.7
Brown, OH.....	0-6	202	300	67.3

CHAMPIONSHIP MENS DIV. 5

	W-L	R	SP	%
VanSant, IN.....	6-0	235	300	78.3
Baker, MO.....	6-0	223	300	74.3
Smith, KS.....	6-0	215	300	71.7
Simon, IA.....	5-1	230	300	76.7
Martz, PA.....	5-1	214	300	71.3
Burgess, IA.....	3-3	191	300	63.7
Chapelle, OR.....	2-4	200	300	66.7
Rose, OH.....	1-5	192	300	64.0
Lipovsky, IL.....	1-5	166	300	55.3
Fitzpatrick, MI.....	1-5	166	300	55.7
Danner, PA.....	0-6	167	300	55.7
Booe, KS.....	0-6	138	300	46.0

CHAMPIONSHIP MENS DIV. 6

	W-L	R	SP	%
Steinfeldt, FL.....	6-0	250	300	83.3
Bellman, IN.....	6-0	234	300	78.0
Domey, MA.....	5-1	200	300	69.3
Killgore, MO.....	5-1	207	300	69.0
Davis, OR.....	4-2	205	300	68.3
Beshore, PA.....	4-2	203	300	67.7
Krull, IN.....	2-4	197	300	65.7
Sorenson, SD.....	2-4	192	300	64.0
Weitzel, CAN.....	1-5	192	300	64.0
Sperber, WI.....	1-5	177	300	59.0
Gyorkos, MI.....	0-6	172	300	57.3
Krentz, MN.....	0-6	169	300	56.3

CHAMPIONSHIP MENS DIV. 7

	W-L	R	SP	%
Henton, IA.....	6-0	230	300	76.7
Wiedrich, OR.....	5-1	236	300	78.7
Rislow, ND.....	4-2	210	300	70.0
Hughes, MN.....	4-2	200	300	66.7
Darnold, IA.....	3-3	213	300	71.0
Law, IL.....	3-3	204	300	68.0
Cooper, MO.....	2-4	204	300	68.0
Ungetheim, IN.....	2-4	204	300	68.0
LaCrosse, CO.....	2-4	195	300	65.0
Graham, TX.....	2-4	186	300	62.0
Simmet, MI.....	2-4	180	300	60.0
May, IN.....	1-5	183	300	61.0

CHAMPIONSHIP MENS DIV. 8

	W-L	R	SP	%
Zadroga, PA.....	6-0	250	300	83.3
Smith, MI.....	6-0	218	300	72.7
Titcomb, CA.....	4-2	230	300	76.7
Rowe, IN.....	4-2	215	300	71.7
Lord, ME.....	3-3	218	300	72.7
Peterson.....	3-3	196	300	65.3
Kuchcinski, PA.....	3-3	190	300	63.3
Frakes, MO.....	3-3	179	300	59.7
Sobleskie, OH.....	2-4	182	300	60.7
Bartley, MI.....	1-5	180	300	60.0
Olson, MN.....	1-5	165	300	55.0
White, MN.....	0-6	180	300	60.0

MENS CLASSES

MENS CLASS B DIV-1				MENS CLASS B DIV-2				MENS CLASS B DIV-3						
W/L	R	SP	%	W/L	R	SP	%	W/L	R	SP	%			
Roberts, OH.....	5-0	199	250	79.6	Stensgaard, MN.....	3-2	169	250	67.6	O'Connor, MN.....	5-0	175	250	70.0
Criss, WA.....	3-2	174	250	69.6	Black, ND.....	3-2	168	250	67.2	Hohl, Canada.....	3-2	180	250	72.0
Bestrose, PA.....	3-2	173	250	69.2	Cooper, MO.....	3-2	163	250	65.2	Graham, TX.....	2-3	184	250	73.6
LaCrosse, CO.....	3-2	172	250	68.8	Potts, KS.....	3-2	162	250	64.8	Rose, OH.....	2-3	176	250	70.4
Udelhofen, WI.....	1-4	168	250	67.2	Anzaldi, MN.....	2-3	138	250	55.2	Rislöv, ND.....	2-3	172	250	68.8
Brown, OH.....	0-5	134	250	53.6	Foelske, IA.....	1-4	148	250	59.2	Chappelle, OR.....	1-4	157	250	62.8

MENS CLASS B DIV-4				MENS CLASS B DIV-5				MENS CLASS B DIV-6						
W/L	R	SP	%	W/L	R	SP	%	W/L	R	SP	%			
Hughes, MN.....	5-0	152	200	76	Kilgore, MO.....	4-1	174	250	69.6	Burgess, IA.....	5-0	142	200	71.0
Come, IA.....	4-1	128	200	64	Smith, MI.....	3-2	174	250	69.6	Davis, OR.....	4-1	124	200	62.0
Weitze, Canada.....	3-2	129	200	64.5	Peterson, MN.....	3-2	167	250	66.8	Rugg, PA.....	3-2	127	200	63.5
Law, IL.....	2-3	125	200	62.5	Dorney, MA.....	2-3	180	250	72	Williams, NE.....	2-3	133	200	66.5
Ungelheim, IN.....	1-4	119	200	59.5	Aleckson, MN.....	2-3	166	250	66.4	Sorenson, SD.....	1-4	111	200	55.5
Blind.....	0-5	0	0	0	Krull, IN.....	1-4	154	250	61.6	Blind.....	0-5	0	0	0

MENS CLASS B FINALS				MENS CLASS C DIV-1				MENS CLASS C DIV-2						
W/L	R	SP	%	W/L	R	SP	%	W/L	R	SP	%			
Roberts, OH.....	4-1	229	300	76.3	Danner, PA.....	5-0	133	200	66.5	Holmberg, MT.....	5-0	162	250	64.8
Kilgore, MO.....	3-2	305	432	70.6	Buell, IA.....	4-1	135	200	67.5	Ellison, Canada.....	3-2	159	250	63.6
O'Connor, MN.....	3-2	270	390	69.2	Krentz, MN.....	3-2	116	200	58.0	Baumann, ND.....	3-2	156	250	62.4
Stensgaard, MN.....	2-3	296	404	73.3	Gardner, OH.....	2-3	107	200	53.5	Bartley, MI.....	2-3	180	250	64.0
Hughes, MN.....	2-3	370	370	67.8	Lipovsky, IL.....	1-4	107	200	53.5	Fleek, KS.....	2-3	141	250	56.4
Burgess, IA.....	1-4	214	328	65.2	Blind.....	0-5	0	0	0	Fitzpatrick, MI.....	0-5	146	250	58.4

MENS CLASS C DIV-3				MENS CLASS C DIV-4				MENS CLASS C DIV-5						
W/L	R	SP	%	W/L	R	SP	%	W/L	R	SP	%			
Whitmer, FL.....	5-0	140	200	70.0	Praff, IN.....	5-0	132	200	66.0	May, IN.....	5-0	133	200	66.5
Miller, OH.....	3-2	124	200	62.0	Baker, IA.....	4-1	108	200	54.0	Winston, MO.....	4-1	130	200	65.0
Vandellinder.....	3-2	120	200	60.0	Speerber, WA.....	3-2	125	200	62.5	Shimmel, MI.....	3-2	116	200	58.0
Hymer, OH.....	2-3	114	200	57.0	Olson, MN.....	2-3	115	200	57.5	Weller, IN.....	2-3	110	200	55.0
Soleskie, OH.....	2-3	112	200	56.0	Beem, ND.....	1-4	100	200	50.0	Gyorkos, MI.....	1-4	111	200	55.5
Blind.....	0-5	0	0	0	Blind.....	0-5	0	0	0	Blind.....	0-5	0	0	

MENS CLASSES — (Continued)

MENS CLASS C DIV-6				MENS CLASS C FINALS				MENS CLASS D DIV-1			
W-L	R	SP	%	W-L	R	SP	%	W-L	R	SP	%
Coursen, OH.....	4-1	161	64.4	Whitmer, FL.....	5-0	256	74.9	Schenck, CO.....	5-0	149	59.6
Frederickson, MN.....	4-1	152	60.8	Piaff, IN.....	3-2	242	68.0	Peterson, MN.....	3-2	135	54.0
Johnson, MN.....	3-2	158	63.2	Holmberg, MT.....	3-2	239	65.7	Sierker, IL.....	2-3	250	51.2
Ross, Canada.....	2-3	159	63.6	May, IN.....	3-2	239	63.6	Baldwin, FL.....	2-3	114	45.6
White, MN.....	2-3	158	63.2	Coursen, OH.....	1-4	213	35.4	Bratley, IL.....	2-3	101	40.4
Booe, KS.....	0-5	117	46.8	Danner, MN.....	0-5	190	33.2	Williams, MI.....	1-4	250	50.4

MENS CLASS D DIV-2				MENS CLASS D DIV-3				MENS CLASS D DIV-4			
W-L	R	SP	%	W-L	R	SP	%	W-L	R	SP	%
Kline, OH.....	5-0	136	54.4	Valdois, KS.....	5-0	143	57.2	Lipovsky, MN.....	5-0	165	66
Brown, OH.....	4-1	156	62.4	Carnahan, PA.....	3-2	155	62	Kangas, MI.....	4-1	153	61.2
MAroon, IL.....	2-3	143	57.2	Powers, OH.....	3-2	142	56.8	Hix, Jr, VA.....	2-3	145	58
Poutanen, WI.....	2-3	137	54.8	Brewer, OK.....	2-3	139	55.6	Henrikson, MN.....	2-3	113	45.2
Zozzaro, NJ.....	2-3	90	36	Malvern, WA.....	2-3	122	48.8	Roubinek, MN.....	1-4	143	57.2
Mosbrucker, ND.....	0-5	114	45.6	Brown, OH.....	0-5	78	31.2	Campbell, IL.....	1-4	250	53.6

MENS CLASS D DIV-5				MENS CLASS D DIV-6				MENS CLASS D FINALS			
W-L	R	SP	%	W-L	R	SP	%	W-L	R	SP	%
Bowker, TX.....	5-0	163	65.2	Bestul, WI.....	6-1	187	62.3	Lipovsky, MN.....	5-0	156	62.4
Johnson, MN.....	4-1	150	60	Potts, KS.....	5-2	178	300	Bowker, TX.....	3-2	166	66.4
Fecht, NE.....	3-2	138	55.2	Hilton, CA.....	4-3	172	300	Kline, OH.....	3-2	159	63.6
Evenson, MN.....	2-3	131	52.4	Shuck, IN.....	4-3	152	300	Valdois, KS.....	2-3	133	53.2
Markie, Canada.....	1-4	123	49.2	Braunschweig, IA.....	3-4	172	300	Bestul, WI.....	2-3	132	52.8
Goodrich, IA.....	0-5	126	50.4	Holt, OK.....	3-4	169	300	Schneck, CO.....	0-5	135	54.0
				Risley, NY.....	3-4	159	300				
				Blind.....	0-7	0	0				

MENS CLASS E DIV-1				MENS CLASS E DIV-2				MENS CLASS E DIV-3			
W-L	R	SP	%	W-L	R	SP	%	W-L	R	SP	%
Nelson, IL.....	4-1	145	58.0	Blum, PA.....	5-0	160	64.0	Hoerst, OH.....	3-2	148	59.2
Gage, MN.....	4-1	132	52.8	Totten, IA.....	3-2	149	59.6	Birkholz, MN.....	3-2	136	54.4
Johnson, IL.....	3-2	129	51.6	Wilbur, MI.....	3-2	137	52.8	Cherry, NJ.....	3-2	134	53.6
Hallickson, SD.....	2-3	135	54.0	Pickard, IN.....	2-3	132	250	Tilli, MN.....	3-2	134	53.6
Collins, MI.....	2-3	128	51.2	Winthers, IA.....	2-3	124	250	Carr, PA.....	2-3	125	50.0
Weber, IL.....	0-5	85	34.0	Moran, MN.....	0-5	95	38.0	Gullickson, MN.....	1-4	138	55.2

MENS CLASSES — (Continued)

MENS CLASS E DIV-4				MENS CLASS E DIV-5				MENS CLASS E DIV-6						
W-L	R	SP	%	W-L	R	SP	%	W-L	R	SP	%			
Wilson, IA.....	4-1	142	250	56.8	Hostrup, WI.....	5-0	132	250	52.8	Clark, WA.....	4-1	137	250	54.8
Hass, IA.....	3-2	152	250	60.8	Wingham, Canada... 3-2	136	250	54.4	Harlow, MN.....	3-2	150	250	60.0	
Durfey, OH.....	2-3	140	250	56.0	Minnick, AZ.....	2-3	136	250	54.4	Koeppe, OH.....	3-2	132	250	52.8
Wells, IL.....	2-3	134	250	53.6	Smith, MI.....	2-3	125	250	50.0	Cieslak, MA.....	2-3	121	250	48.4
Douville, Canada... 2-3	134	250	53.6	Kolersar, IL.....	2-3	117	250	46.8	Kuchninski, PA... 2-3	121	250	48.4		
Reno, OH.....	2-3	124	250	50.0	Pearman, IN.....	1-4	102	250	40.8	Johnson, MN..... 1-4	126	250	50.4	

MENS CLASS E FINALS

MENS CLASS F-1

MENS CLASS F-2

MENS CLASS E FINALS				MENS CLASS F-1				MENS CLASS F-2						
W-L	R	SP	%	W-L	R	SP	%	W-L	R	SP	%			
Nelson, IL.....	4-1	157	250	62.8	Neckstad, MT.....	5-0	145	250	58.0	Engle, CO.....	5-0	162	250	64.8
Plum, PA.....	3-2	159	250	63.6	Poindexter, IN..... 4-1	146	250	58.4	Firme, Canada... 4-1	141	230	56.4		
Hostrup, WI.....	3-2	133	250	53.2	Ulku, MN.....	3-2	117	250	46.8	Aleckson, MN... 3-2	125	250	50.0	
Hoerst, OH.....	2-3	140	250	56.0	Adams, Canada... 2-3	129	250	51.6	Busse, MN.....	2-3	107	250	42.8	
Wilson, IA.....	2-3	124	250	49.6	Vander Weyst, MN... 1-4	109	250	43.6	Frakes, MI.....	1-4	111	250	44.4	
Clark, WA.....	1-4	122	250	48.8	Whittatch, IA..... 0-5	100	250	40.0	Williams, Canada... 0-5	107	250	42.8		

MENS CLASS F-3

MENS CLASS F-4

MENS CLASS F-5

MENS CLASS F-3				MENS CLASS F-4				MENS CLASS F-5						
W-L	R	SP	%	W-L	R	SP	%	W-L	R	SP	%			
Meinders, MN.....	5-0	138	250	55.2	Dulaney, MT.....	5-0	127	200	63.5	Foth, MN.....	4-1	130	250	52.0
Dornath, MN.....	4-1	134	250	53.6	Bennett, ND.....	3-2	106	200	53.0	Swinson, IL..... 3-2	134	250	53.6	
Leslie, IA.....	2-3	124	250	49.6	Lehrke, MI.....	3-2	101	200	50.5	Kruth, MI.....	2-3	126	250	50.4
Hoyer, IN.....	2-3	123	250	49.2	Roebuck, PA.....	3-2	86	200	43.0	Holmes, CO.....	2-3	130	250	52.0
Ulku, MN.....	2-3	119	250	47.6	Olfert, MN.....	1-4	79	200	39.5	Paxton, SD.....	2-3	121	250	48.4
Rissman, IL.....	0-5	102	250	40.8	Blind.....	0-5	0	0	0	Benson, MN.....	1-4	130	250	52.0

MENS CLASS G-1

MENS CLASS G-2

MENS CLASS G-3

MENS CLASS G-1				MENS CLASS G-2				MENS CLASS G-3						
W-L	R	SP	%	W-L	R	SP	%	W-L	R	SP	%			
Henderson, IN.....	4-1	143	250	57.2	Allen, MN.....	5-0	117	200	58.5	von Kleist, PA... 5-0	83	150	55.3	
Sullivan, MN.....	4-1	116	250	46.4	Frank, MI.....	4-1	101	200	50.5	Simon, IA.....	4-1	86	150	57.3
Rosebomh, NE.....	2-3	124	250	49.6	Funk, KS.....	2-3	86	200	43.0	Edwards, IA..... 3-2	89	150	46.0	
Rollag, MN.....	2-3	122	250	48.8	Durmont, MA..... 1-4	85	200	43.0	Foster, IA.....	2-3	66	150	44.0	
Heaton, IL.....	2-3	102	250	40.8	Lecuyer, Canada... 2-3	25	50	50.0	Blind.....	0	0	0		
Cole, AZ.....	1-4	114	250	45.6	Iserberg, MN..... 1-4	118	250	47.2	Blind.....	0-5	0	0		

MENS CLASSES — (Continued)

MENS CLASS G-4				MENS CLASS G-5				MENS CLASS H-1						
W-L	R	SP	%	W-L	R	SP	%	W-L	R	SP	%			
Weyer, IN.....	4-1	126	200	63.0	Tako, MN.....	4-1	107	200	53.5	Derrick, KS.....	5-0	145	250	58.0
Eikel, MO.....	4-1	99	200	49.5	Moubray, MI.....	4-1	98	200	49.0	McClellain, IL.....	4-1	131	250	52.4
Pike, NY.....	3-2	112	200	56.0	Bloom, WI.....	3-2	99	200	49.5	Paul, MT.....	3-2	136	250	54.4
Cooper, MN.....	3-2	101	200	50.5	Nick, MN.....	3-2	87	200	43.5	Francis, MO.....	2-3	120	250	48.0
Skoglund, MN.....	1-4	73	200	36.5	Vogel, NJ.....	1-4	71	200	35.5	Smith, MI.....	1-4	101	250	40.4
Blind.....	0-5	0	0	0	Blind.....	0-5	0	0	0	Stifei, OH.....	0-5	104	250	41.6

MENS CLASS H-2				MENS CLASS H-3				MENS CLASS H-4						
W-L	R	SP	%	W-L	R	SP	%	W-L	R	SP	%			
Johnson, MN.....	4-1	135	250	54.0	Williams, IA.....	5-0	117	200	58.5	Leary, WA.....	5-0	110	200	55.0
Kroening, MN.....	4-1	129	250	51.6	Hastings, MA.....	3-2	108	200	54.0	Laidolt, MN.....	4-1	91	200	45.5
Lenz, WY.....	3-2	121	250	48.4	Schilperroort, WA.....	3-2	90	200	45.0	Arnold, OK.....	2-3	87	200	43.5
Tesch, MN.....	2-3	105	250	42.0	Rugg, PA.....	2-3	100	200	50.0	Campbell, IN.....	2-3	74	200	37.0
Nobess, Canada.....	2-3	99	250	39.6	Stinson, Jr., MN.....	2-3	86	200	43.0	Weigel, MN.....	2-3	74	200	37.0
Dombrowsky, OH.....	0-5	105	250	42.0	Blind.....	0-5	0	0	0	Blind.....	0-5	0	0	0

MENS CLASS I-1				MENS CLASS I-2				MENS CLASS I-3						
W-L	R	SP	%	W-L	R	SP	%	W-L	R	SP	%			
Flann-Lake, MN.....	3-2	125	250	50.0	Gorton, OR.....	5-0	104	200	52.0	Spangler, MN.....	3-2	134	250	53.6
Johnson, SD.....	3-2	124	250	49.6	Ihli, MN.....	4-1	110	200	55.0	Helkens, IA.....	3-2	132	250	52.8
Klein, MN.....	3-2	102	250	40.8	Daubert, NE.....	3-2	94	200	47.0	Schara, MT.....	3-2	129	250	51.6
Johnson, WI.....	2-3	125	250	50.0	Pederson, ND.....	2-3	77	200	38.5	O'Connor, MN.....	3-2	125	250	50.0
Proctor, CA.....	2-3	120	250	48.0	Harren, ND.....	1-4	72	200	36.0	Larson, MN.....	2-3	143	250	57.2
Anderson, IA.....	2-3	119	250	47.6	Blind.....	0-5	0	0	0	Meldi, MT.....	1-4	108	250	43.2

MENS CLASS I-4				MENS CLASS I-5				MENS CLASS J-1						
W-L	R	SP	%	W-L	R	SP	%	W-L	R	SP	%			
Samuelson, WI.....	4-1	110	250	44.0	Armitage, MN.....	5-0	133	250	53.2	Ringger, MN.....	4-1	125	250	50
Redgate, OK.....	3-2	127	250	50.8	Schlosser, MI.....	3-2	125	250	50.0	Shilling, IN.....	4-1	109	250	43.6
Anderson, MN.....	3-2	127	250	50.8	Mann, WV.....	2-3	114	250	45.6	Larson, MT.....	3-2	106	250	42.4
Swenson, MN.....	2-3	108	250	43.2	Colgan, IL.....	2-3	105	250	42.0	Andrews, WA.....	2-3	90	250	36
Tio, MN.....	2-3	96	250	38.4	Winston, MO.....	2-3	103	250	41.2	Heimbuck, MN.....	1-4	104	250	41.6
Clark, IA.....	1-4	101	250	40.4	Ullery, OH.....	1-4	110	250	42.0	Kjose, SD.....	1-4	89	250	35.6

MENS CLASSES — (Continued)

MENS CLASS J-2				MENS CLASS J-3				MENS CLASS J-4						
W-L	R	SP	%	W-L	R	SP	%	W-L	R	SP	%			
Bliz, WI.....	4-1	91	200	45.5	Morales, MN.....	4-1	131	250	52.4	Armstrong, Canada..	4-1	116	250	46.4
Berg, MN.....	4-1	85	200	42.5	Holland, MN.....	4-1	109	250	50.0	Nockerts, KY.....	3-2	113	250	45.2
Barth, MT.....	3-2	81	200	40.5	Shiagq, Canada.....	3-2	121	250	48.4	Ferguson, WA.....	3-2	104	250	41.6
Marchis, MN.....	2-3	68	200	34	Switzer, IL.....	3-2	120	250	48.0	Rada, MT.....	3-2	93	250	37.2
Blind.....	0-5	0	0	0	Fraley, IL.....	1-4	111	250	44.4	Tiegs, MN.....	2-3	100	250	40.0
					Erickson, MN.....	0-5	88	250	35.2	O'Connor, MN.....	0-5	72	250	28.8
MENS CLASS J-5				MENS CLASS K-1				MENS CLASS K-2						
W-L	R	SP	%	W-L	R	SP	%	W-L	R	SP	%			
Schliske, WY.....	4-1	89	200	44.5	Oliver, Canada.....	4-1	135	250	54.0	Barnes, IL.....	5-0	114	200	57.0
Malek, MN.....	3-2	94	200	47.0	Hahn, IN.....	4-1	128	250	51.2	Jensen, SD.....	4-1	114	200	57.0
Defter, OH.....	3-2	84	200	42.0	Werk, MN.....	4-1	121	250	48.4	Cone, IA.....	3-2	88	200	44.0
Arola, MN.....	3-2	75	200	37.5	Johnson, WI.....	2-3	107	250	42.8	Magnuson, MN.....	2-3	88	200	44.0
Mueller, MN.....	2-3	80	200	40.0	Smith, MI.....	1-4	90	250	36.0	Udelhofen, WI.....	1-4	74	200	37.0
Blind.....	0-5	0	0	0	Prahl, MN.....	0-5	77	250	30.8	Blind.....	0-5	0	0	0
MENS CLASS K-3				MENS CLASS K-4				MENS CLASS K-5						
W-L	R	SP	%	W-L	R	SP	%	W-L	R	SP	%			
Born, MN.....	5-0	129	250	51.6	Cottington, CA.....	5-0	117	250	46.8	Jakel, WI.....	5-0	95	200	47.5
Ondatko, MN.....	3-2	112	250	44.8	Smith, AZ.....	4-1	125	250	50.0	Lauden, IA.....	4-1	79	200	39.5
Bortnem, SD.....	3-2	95	250	38.0	Anderson, MN.....	3-2	91	250	63.4	Roubinek, MN.....	3-2	68	200	34.0
Kangas, MN.....	2-3	106	250	42.4	Derdyshire, IN.....	2-3	88	250	31.2	Tarfel, CO.....	2-3	66	200	33.0
Bergen, Canada.....	1-4	100	250	40.0	Eaton, MN.....	1-4	76	250	34.4	Dixon, KS.....	1-4	48	200	24.0
Willis, MT.....	1-4	95	250	38.0	Slomkowski, MN.....	0-5	68	250	27.2	Blind.....	0-5	0	0	0
MENS CLASS L-1				MENS CLASS L-2				MENS CLASS L-3						
W-L	R	SP	%	W-L	R	SP	%	W-L	R	SP	%			
Iseberg, MN.....	5-0	128	250	51.2	Shoill, MN.....	4-1	103	250	41.2	Zilverberg, SD.....	4-1	110	250	44.0
Gronnberg, ND.....	4-1	110	250	44.0	Ferguson, WA.....	3-2	100	250	36.0	Vansant, CA.....	4-1	99	250	39.6
Schriener, MN.....	3-2	119	250	47.6	McLeod, Canada.....	3-2	91	250	40.0	Tuel, MN.....	3-2	110	250	44.0
Gorder, MN.....	1-4	100	250	40.0	Brandson, Canada.....	3-2	87	250	34.8	Gabrielson, MT.....	2-3	100	250	40.0
Wielinski, MN.....	1-4	84	250	33.6	Gage, MN.....	2-3	105	250	42.0	Demetrius, MN.....	2-3	83	250	33.2
Johnson, MN.....	1-4	75	250	30.0	Gunyon, IN.....	0-5	54	250	21.6	Wilcox, NY.....	0-5	73	250	29.2

MENS CLASSES — (Continued)

MENS CLASS L-4				MENS CLASS L-5				MENS CLASS M-1						
W-L	R	SP	%	W-L	R	SP	%	W-L	R	SP	%			
Newell, IN.....	4-1	114	250	45.2	Pederson, MN.....	5-0	104	200	52.0	Laine, MN.....	5-0	90	200	45.0
Erfman, SD.....	4-1	113	250	45.6	Dellinger, IN.....	4-1	89	200	44.5	Fergestad, MN.....	3-2	89	200	44.5
Smith, MI.....	3-2	114	250	45.6	Thayer, NY.....	3-2	84	200	42.0	Larson, MN.....	3-2	75	200	37.5
Sanquist, MN.....	3-2	103	250	41.2	Larson, WI.....	2-3	89	200	44.5	Kemp, MN.....	3-2	68	200	34.0
Adams, Canada.....	1-4	95	250	38.0	Zieman, IA.....	1-4	45	200	22.5	Lapping, PA.....	1-4	62	200	31.0
Cain, OK.....	0-5	84	250	33.6	Blind.....	0-5	0	0	0	Blind.....	0-5	0	0	0

MENS CLASS M-2				MENS CLASS M-3				MENS CLASS M-4						
W-L	R	SP	%	W-L	R	SP	%	W-L	R	SP	%			
Winter, MN.....	4-1	131	250	52.4	Baumann, MN.....	4-1	108	250	43.2	Poquette, WI.....	3-2	115	250	46.0
Hillier, MN.....	4-1	125	250	50.0	Steimel, IN.....	4-1	104	250	41.6	Butcher, CA.....	3-2	101	250	40.4
Hahn, IL.....	4-1	118	250	47.2	Baker, SD.....	2-3	108	250	43.2	Dylla, MN.....	3-2	100	250	40.0
Rosene, IL.....	2-3	92	250	36.8	Ona, MN.....	2-3	104	250	41.6	Wheeler, OH.....	3-2	94	250	37.6
Hutchison, OK.....	1-4	78	250	31.2	Engstler, IA.....	2-3	99	250	39.6	Orsino, PA.....	2-3	90	250	36.0
Kubes, MN.....	0-5	72	250	28.8	Culver, KY.....	1-4	69	250	27.6	Aspelund, SD.....	1-4	77	250	30.8

MENS CLASS M-5				MENS CLASS N-1				MENS CLASS N-2						
W-L	R	SP	%	W-L	R	SP	%	W-L	R	SP	%			
O'Toole, Canada.....	5-0	105	250	42.0	Larsen, WI.....	5-0	108	250	43.2	Smith, MO.....	4-1	106	250	42.4
Manske, MN.....	4-1	100	250	40.0	Bellcour, MN.....	4-1	113	250	45.2	Brookhouse, NY.....	4-1	103	250	41.2
Randall, NE.....	3-2	101	250	40.4	Lonning, WI.....	3-2	101	250	40.4	Brangruth, MN.....	3-2	109	250	43.6
Anderson, NE.....	1-4	86	250	34.4	Schara, MT.....	2-3	80	250	32.0	Bergstraser, MN.....	2-3	95	250	38.0
Hippe, MN.....	1-4	78	250	31.2	Rinehart, IN.....	1-4	89	250	35.6	Oines, OR.....	2-3	80	250	32.0
Still, OH.....	1-4	56	250	22.4	Sawatzky, MN.....	0-5	66	250	26.4	Young, MI.....	0-5	75	250	30.0

MENS CLASS N-3				MENS CLASS N-4				MENS CLASS N-5						
W-L	R	SP	%	W-L	R	SP	%	W-L	R	SP	%			
Duevel, MN.....	4-1	107	250	42.8	Godfrey, MT.....	5-0	113	250	45.2	Brown, MT.....	5-0	118	250	47.2
Hilbert, CO.....	4-1	97	250	38.8	Brezinka, MA.....	3-2	109	250	43.6	Gustafson, IA.....	3-2	99	250	39.6
Wadei, MI.....	3-2	96	250	38.4	Larson, MN.....	2-3	100	250	40.0	Goettler, NE.....	3-2	85	250	34.0
Progen, MA.....	2-3	89	250	35.6	Volkers, MA.....	2-3	85	250	34.0	Schipper, MI.....	2-3	90	250	36.0
Dominique, MO.....	1-4	91	250	36.4	Kjellberg, MN.....	2-3	73	250	29.2	Kelley, MN.....	1-4	104	250	41.0
Soland, IA.....	1-4	87	250	34.8	Mittlesteadt, CA.....	1-4	82	250	32.8	Tischer, MA.....	1-4	75	250	30.0

DEADEYE HORSESHOES

The Shoes of a Champion



Walter Ray Williams, Jr.
1978 World Champion 84.2% Average
1981 World Champion 88.1% Average

**PITCHED & ENDORSED
BY**

Walter Ray Williams

TEMPERED DEAD SOFT—

NHPA APPROVED

\$23⁰⁰ Per Pair

**TWO YEAR
GUARANTEE AGAINST
BREAKAGE**

VALID THROUGH 1981

Write W. Courtwright

or

Walter Ray Williams

for

SPECIAL CLUB PRICES

“DEADEYE” Clydesdale model available in 2# 10 oz. and 2# 9 oz.

“DEADEYE” Regular model available in 2# 8 oz. down to 2# 3 oz. in 1 oz. increments.

“DEADEYE” N.T. Model (No point in back) available in 2# 9 oz.; 2# 8 oz., and 2# 7 oz.

Please specify weight desires when ordering

PROMPT SHIPMENT FROM:

Walter Ray Williams, Jr.
6140 Grant Street
Chino, California 91710

W.A. Courtwright
2250 North Lark Drive
Fenton, Missouri 63026
Phone: 314-376-5222

Carl Steinfeldt
44 Ridgecrest Road
Rochester, NY 14626
(Summer Address)

Carl Steinfeldt
418 Shady Lane Mobile Park
15400 Roosevelt Blvd.
Clearwater, Florida 33520
(Winter Address)

Effective November 1, 1980 — ADD ON FOR POSTAGE

1-500 Miles: Add \$1.00 per pair

500-1000 Miles: Add \$1.50 per pair

1000-2000 Miles: Add \$1.75 per pair

2000 Miles or Over: Add \$2.00 per pair

MENS CLASSES — (Continued)

MENS CLASS Q-1				MENS CLASS P-1				MENS CLASS P-2					
W-L	R	SP	%	W-L	R	SP	%	W-L	R	SP	%		
Hawkinson, MN.....	110	250	44.0	Hoyda, MN.....	4-1	105	250	42.0	Schneck, MN.....	5-0	81	200	40.5
Bauman, MN.....	100	250	40.0	Reed, MN.....	4-1	104	250	41.6	Stewart, MN.....	4-1	83	200	41.5
Storla, SD.....	98	250	39.2	Voiles, WI.....	4-1	95	250	38.0	McCrea, MI.....	3-2	83	200	41.5
Johnson, MA.....	98	250	39.2	Mueller.....	2-3	96	250	38.4	Craig, IL.....	2-3	67	200	33.5
Berg, MN.....	90	250	36.0	Carlson, MN.....	1-4	80	250	32.0	Nielsen, SD.....	1-4	48	200	24.0
Ford, CA.....	74	250	29.6	Dolter, IA.....	0-5	67	250	26.8	Danner, PA.....	0-5	0	0	0

MENS CLASS P-3				MENS CLASS P-4				MENS CLASS P-5					
W-L	R	SP	%	W-L	R	SP	%	W-L	R	SP	%		
Garner, IA.....	4-1	99	39.6	Rosenow, MN.....	5-0	94	200	47.0	Laude, MN.....	5-0	109	250	43.6
Middendorf, MN.....	4-1	95	38.0	Waldvogel, MN.....	4-1	82	200	41.0	Smith, MN.....	3-2	106	250	42.4
Puetz, MN.....	81	250	32.4	Nation, IA.....	3-2	61	200	30.5	Winterhalter, MN.....	3-2	99	250	39.6
Seppelt, MN.....	85	250	34.0	Gulbrandson, MN.....	2-3	69	200	34.5	Wooster, IN.....	2-3	101	250	40.4
Gammon, MN.....	85	250	34.0	Lunz, MN.....	1-4	64	200	32.0	Wild, CO.....	1-4	107	250	42.8
Testlow, IA.....	60	250	24.0	Blind.....	0-5	0	0	0	Nockerts, KY.....	1-4	92	250	36.8

MENS CLASS Q-1				MENS CLASS Q-2				MENS CLASS Q-3					
W-L	R	SP	%	W-L	R	SP	%	W-L	R	SP	%		
Johnson, MN.....	86	200	43.0	Nintemann, MN.....	5-0	80	200	40.0	Hendrickson, MN.....	4-1	110	250	44.0
Voelker, KS.....	69	200	34.5	Miller, MN.....	4-1	78	200	39.0	Johnson, NE.....	4-1	86	250	39.2
Wagner, MN.....	74	200	37.0	Oehrling Jr., SD.....	3-2	70	250	28.0	Greenzweig, IA.....	3-2	98	250	34.4
Gould, IA.....	60	200	30.0	Udelhoven, WI.....	2-3	66	250	26.4	Schmidtbaner, MN.....	2-3	71	250	28.4
Gromowski, WI.....	61	200	30.5	Nelson, MN.....	1-4	62	250	24.8	Thomas, AZ.....	2-3	68	250	27.2
Blind.....	0	0	0	Otting, MN.....	0-5	8	150	5.3	Kalvig, SD.....	0-5	73	250	29.2

MENS CLASS Q-4				MENS CLASS Q-5				MENS CLASS R-1						
W-L	R	SP	%	W-L	R	SP	%	W-L	R	SP	%			
Nordlee, WI.....	4-1	73	200	36.5	Frederick, OK.....	5-0	99	250	39.6	Johnson.....	4-1	66	200	33
Jones, CAN.....	3-2	78	200	39.0	Schuster, OR.....	4-1	85	250	34.0	Vine, WI.....	4-1	65	200	32.5
Leslie, IA.....	3-2	76	200	38.0	Mattison, MN.....	3-2	83	250	33.2	Sams, IN.....	3-2	54	200	27
Weinberg, IA.....	3-2	56	200	28.0	Dupey, MI.....	2-3	73	250	29.2	Zabloski, MN.....	2-3	61	200	30.5
Johnson, MN.....	2-3	70	200	35.0	Stumpf, MN.....	1-4	65	250	26.0	Timms, MN.....	2-3	51	200	25.5
Blind.....	0-5	0	0	Tomsik, SD.....	0-5	71	250	28.4	Blind.....	0-5	0	0	0	

MENS CLASSES — (Continued)

MENS CLASS R-2				MENS CLASS R-3				MENS CLASS R-4			
W/L	R	SP	%	W/L	R	SP	%	W/L	R	SP	%
Marx, IA, 5-0	104	250	41.6	Waldvogel, MN, 5-0	97	250	38.8	Schmeichel, ND, 5-0	112	250	44.8
Grooms, NE, 3-2	96	250	38.4	Allen, OH, 4-1	94	250	37.6	Mason, NY, 3-2	94	250	37.6
Mittelstaedt, ND, 3-2	83	250	33.2	Shibley, CA, 3-2	73	250	29.2	Hank, MN, 3-2	90	250	36.0
Peterson, MN, 2-3	76	250	30.4	Calve, COLO, 2-3	83	250	33.2	Paulson, MN, 3-2	78	250	31.2
McLeod, MN, 2-3	72	250	28.8	Gibson, IL, 1-4	66	250	26.4	Snider, KY, 1-4	86	250	34.4
Lundberg, MN, 0-5	45	250	18.0	Dehler, MN, 0-5	58	250	23.2	Cole, CAN, 0-5	61	250	24.4
MENS CLASS R-5											
W/L	R	SP	%	W/L	R	SP	%	W/L	R	SP	%
Schmitke, IL, 5-0	109	250	43.6	Hovda, MN, 4-1	73	200	36.5	Beckemeyer, ILL, 5-0	119	250	47.6
Schmidbauer, MN, 4-1	81	250	32.4	Ambuehl, WI, 3-2	60	200	30.0	Dumond, MA, 3-2	68	250	27.2
Peterson, MN, 3-2	99	250	39.6	Nipbur, 3-2	48	200	24.0	Nelson, MA, 3-2	65	250	26.0
Andrews, WA, 2-3	83	250	33.2	Newland, MN, 3-2	40	200	20.0	Lehrke, MN, 2-3	82	250	32.8
Palmerstern, MN, 1-4	68	250	27.2	Krogstad, MN, 2-3	51	200	25.5	Hymer, OH, 1-4	66	250	26.4
Herzberg, MN, 0-5	56	250	22.4	Blind, 0-5	0	0	0	Gillespie, MN, 1-4	54	250	21.6
MENS CLASS S-3											
W/L	R	SP	%	W/L	R	SP	%	W/L	R	SP	%
Hornback, KY, 5-0	89	250	35.6	Brezinka, MN, 5-0	93	250	37.2	Eckholm, MN, 5-0	76	200	38.0
Maley, WI, 4-1	89	250	35.6	Ranström, MN, 3-2	85	250	34.0	Rhode, MN, 4-1	62	200	31.0
Johnson, MT, 3-2	74	250	29.6	Wangness, MN, 3-2	74	250	29.6	Siehdell, MN, 3-2	72	200	36.0
Hottle, IA, 2-3	70	250	28.0	Ziebarth, MN, 1-4	65	250	26.0	McCombs, IA, 2-3	45	200	22.5
Garrison, MA, 1-4	46	250	18.4	Nikula, MN, 1-4	73	250	29.2	Danner, PA, 1-4	48	200	24.0
Miller, MN, 0-5	54	250	21.6	Sienko, MN, 0-5	63	250	25.2	Blind, 0-5	0	0	0
MENS CLASS S-4											
W/L	R	SP	%	W/L	R	SP	%	W/L	R	SP	%
MENS CLASS S-5											
W/L	R	SP	%	W/L	R	SP	%	W/L	R	SP	%
MENS CLASS T-1											
W/L	R	SP	%	W/L	R	SP	%	W/L	R	SP	%
Doyle, NV, 5-0	96	250	38.4	Byfield, WA, 4-1	81	250	32.4	Sam, MN, 4-1	83	250	33.2
Wiggins, IN, 3-2	99	250	39.6	Kern, MN, 3-2	86	250	34.4	Skala, MN, 3-2	83	250	33.2
Karlsens, MN, 2-3	76	250	30.4	Chambers, IA, 3-2	85	250	34.0	Johnson, WI, 3-2	75	250	30.0
Benshoof, MN, 2-3	74	250	29.6	Branchard, MN, 3-2	84	250	33.6	Boser, MN, 2-3	68	250	27.2
Kohler, MN, 2-3	66	250	26.4	Nelson, MN, 2-3	68	250	27.2	Young, MN, 2-3	57	250	22.8
Dow, CA, 1-4	70	250	28.0	Jelich, MT, 0-5	58	250	23.2	Evanoff, IN, 1-4	70	250	28.0

MENS CLASSES — (Continued)

MENS CLASS T-4				MENS CLASS T-5				MENS CLASS U-1			
W-L	R	SP	%	W-L	R	SP	%	W-L	R	SP	%
Marshik, MN.....	5-0	85	34.0	Miklos, MN.....	5-0	96	38.4	Schmidtbauer, MN...	5-0	86	34.4
Anderson, MN.....	3-2	69	27.6	Williams Sr., CA.....	3-2	89	35.6	Carlson, WI.....	3-2	78	31.2
Cave, MN.....	2-3	91	36.4	Whippier, MN.....	3-2	78	31.2	Barrows, MI.....	3-2	64	25.6
Warner, MN.....	2-3	83	33.2	Thomalla, MN.....	2-3	87	34.8	Karnowski, MN.....	2-3	63	25.2
Diehl, MN.....	2-3	71	28.4	Fischer, OK.....	2-3	74	29.6	Hellen, MN.....	2-3	60	24.0
Clark, WV.....	1-4	66	26.4	Johnson, CAN.....	0-5	59	23.6	Allen, OH.....	0-5	73	29.2

MENS CLASS U-2				MENS CLASS U-3				MENS CLASS U-4				
W-L	R	SP	%	W-L	R	SP	%	W-L	R	SP	%	
Nyblom, MN.....	5-0	76	30.4	Bisson, MN.....	5-0	70	200	35.0	Schmidtbauer, MN...	4-1	61	200
Holland, MN.....	3-2	70	28.0	Backhaus, MN.....	4-1	64	200	32.0	Erickson, MN.....	4-1	59	200
Loecher, MN.....	3-2	60	24.0	Mimbach, MN.....	3-2	77	200	38.5	Brandt, WI.....	3-2	59	200
Thomalla, MN.....	3-2	60	24.0	Knudson, MN.....	2-3	67	200	33.5	Ona, MN.....	3-2	50	200
Vander Weyst, MN...	1-4	32	12.8	West Sr., IA.....	1-4	57	200	28.5	Satonica, WI.....	1-4	21	200
Campion, MN.....	0-5	31	12.4	Blind.....	0-5	0	0	0	Blind.....	0-5	0	

MENS CLASS U-5				MENS CLASS V-1				MENS CLASS V-2				
W-L	R	SP	%	W-L	R	SP	%	W-L	R	SP	%	
Bentz, MN.....	5-0	76	25.0	Koetter, MN.....	5-0	51	200	25.5	Tiegs, MN.....	4-1	82	250
Mehle, MN.....	4-1	80	32.0	Trottier, ND.....	4-1	43	200	21.5	Osborn, MN.....	4-1	70	250
Higgins, MN.....	2-3	52	20.8	Larson, MN.....	3-2	53	200	26.5	Olsen, WI.....	3-2	65	250
Kurtz, MN.....	2-3	45	18.0	Otting, MN.....	2-3	38	200	19.0	Athmann, MN.....	2-3	56	250
Romult, MN.....	1-4	55	22.0	Hiscock, MN.....	1-4	38	200	19.0	Watercott, MN.....	1-4	49	250
Sasse, MN.....	1-4	49	19.06	Blind.....	0-5	0	0	0	Kiefat, ND.....	1-4	47	250

MENS CLASS V-3				MENS CLASS V-4				MENS CLASS V-5				
W-L	R	SP	%	W-L	R	SP	%	W-L	R	SP	%	
Brezinka, MN.....	4-1	65	25.0	Oellien, MN.....	5-0	84	250	33.6	Midas, MN.....	5-0	64	250
Zajac, MN.....	3-2	73	29.2	Born, MN.....	4-1	79	250	31.6	Lauden, MN.....	3-2	68	250
Young, IL.....	3-2	62	25.0	Narlock, MN.....	3-2	58	250	23.2	Lyback, MN.....	3-2	61	250
Fiebelkorn, WI.....	3-2	56	25.0	Feller, Mn.....	2-4	45	250	27.2	Froland, MN.....	3-2	53	250
Hartman, WI.....	2-3	66	26.4	Quelleite, MI.....	1-3	68	250	18.0	Wildier, MN.....	1-4	39	250
Radovich, MN.....	0-5	57	22.8	Herron, IA.....	0-5	61	250	24.4	Holl, MN.....	0-5	35	250

MENS CLASSES — (Continued)

MENS CLASS W-1				MENS CLASS W-2					
W-L	R	SP	%	W-L	R	SP	%		
Gohl, MN.....	5-0	64	25.6	Pater Jr., SD.....	5-0	57	200	28.5	
Schmidtbauer, MN.....	4-1	54	250	21.6	Litke, MN.....	4-1	51	200	25.5
Uphoff, MN.....	3-2	41	250	16.4	Bombarger, MN.....	3-2	38	200	19.0
Niefeld, OH.....	2-3	39	250	15.6	Beardsley, ND.....	2-3	22	200	11.0
Skaja, MN.....	1-4	25	250	10.0	Mackay, WI.....	1-4	34	200	17.0
Grile, MN.....	0-5	26	250	10.4	Blind.....	0-5	0	0	0

MENS CLASS W-3				MENS CLASS W-4					
W-L	R	SP	%	W-L	R	SP	%		
Dax, MN.....	4-1	62	250	24.8	Bartley, MI.....	6-1	77	300	25.7
Brenzika, MN.....	3-2	62	250	24.8	Strasil, NE.....	5-2	83	300	27.7
Guenther, WI.....	3-2	42	250	16.8	Winters, IA.....	5-2	65	300	21.7
Christofferson, MN.....	3-2	40	250	16.0	Sayer, NY.....	5-2	62	300	20.7
Hanson, MN.....	2-3	35	250	14.0	Hodge, KS.....	3-4	62	300	20.7
Brown, MN.....	0-5	36	250	14½4	Chapman, WI.....	3-4	48	300	16.0
					Brau, MN.....	1-6	43	300	14.3

MENS CLASS W-5				MENS CLASS X-1					
W-L	R	SP	%	W-L	R	SP	%		
Binck, MN.....	4-1	56	200	28.0	Wirscher, MN.....	5-0	53	250	21.2
Prather, TX.....	4-1	45	200	22.5	Gebhardt, MN.....	4-1	65	250	26.0
Vander Weyst, MN.....	4-1	37	200	18.5	Kapsner, MN.....	3-2	39	250	15.6
Austin, MN.....	2-3	34	250	13.6	Novak, MN.....	2-3	35	250	14.0
Bennett, ND.....	1-4	16	200	8.0	Wisneski, MN.....	1-4	14	250	5.6
Bussard, MO.....	0-5	1	50	2.0	Heinen, MN.....	0-5	24	250	9.6

MENS CLASS X-2				MENS CLASS X-3					
W-L	R	SP	%	W-L	R	SP	%		
Schroeder, MN.....	6-1	68	300	22.7	Austin, MN.....	5-0	36	250	14.4
Gritz, MN.....	5-2	83	300	27.7	Cross, TX.....	3-2	48	250	19.2
Hiscock, MN.....	5-2	55	300	18.3	Heinen, MN.....	3-2	34	250	13.6
Wisneski, MN.....	5-2	47	300	15.7	Treiter, MN.....	2-3	38	250	15.2
Wright, MN.....	3-4	20	300	6.7	Wright, MN.....	2-3	14	250	5.6
Loidolt, MN.....	2-5	56	300	18.7	Keessing, MN.....	0-5	22	250	8.8
Helmers, TX.....	2-5	33	300	11.0					

**ELMER HOHL HORSESHOE AVAILABLE
DESIGNED AND PITCHED BY ELMER HOHL**

(6 Times World Champion)

Order from:

DON KOSO

803 East 12th Street
Falls City, Nebraska 68355

HERB PINCH

592 Hull Street
Sharon, Pennsylvania 16146

WRITE FOR PRICES



NHPA Approved

WOMENS CHAMPIONSHIP — (Continued)

1. VICKI WINSTON — Missouri

Opponent	Score	R	SP	%
Siebold, IND.....	52-28	55	72	76.4
Leyk, MINN.....	52-15	44	56	78.6
Klopp, WISC.....	50-14	52	64	81.3
Still, OHIO.....	52-22	35	48	72.9
Blutt, MT.....	52- 7	39	50	78.0
Pateneau, MA.....	51-15	59	72	81.9
Reno, OH.....	50-28	45	58	77.6
Negaard, MN.....	52-48	74	100	74.0
Hangen, NY.....	54-27	61	74	82.4
Michaud, MA.....	50-45	81	104	77.9
Thomas, NY.....	51-24	51	66	77.3
WON 11 — LOST 0		596	764	78.0

2. OPAL RENO — Ohio

Opponent	Score	R	SP	%
Leyk, MINN.....	54-9	35	44	79.5
Klopp, WISC.....	51-20	43	56	76.8
Still, OHIO.....	50-45	99	118	83.9
Blutt, MONT.....	50-10	45	52	86.5
Pateneau, MA.....	54-8	49	56	87.5
Seibold, IND.....	53-22	47	58	81.0
Winston, MO.....	28-50	38	58	65.5
Hangen, NY.....	52-8	58	64	90.6
Michaud, MA.....	50-36	70	84	83.3
Thomas, NY.....	54-13	46	54	85.2
Negaard, MN.....	50-34	80	94	85.1
WON 10 — LOST 1		610	738	82.7

3. RUGH HANGEN — New York

Opponent	Score	R	SP	%
Pateneau, MA.....	50-17	46	60	76.7
Seibold, IND.....	51-36	62	80	77.5
Leyk, MINN.....	51-29	70	88	79.5
Klopp, WISC.....	55-19	51	62	82.3
Still, OHIO.....	50-17	53	62	85.5
Blutt, MONT.....	52-13	44	52	84.6
Thomas, NY.....	52-39	55	72	76.4
Reno, OHIO.....	8-52	43	64	67.2
Winston, MO.....	27-54	53	74	71.6
Negaard, MN.....	50-33	61	78	78.2
Michaud, MA.....	50-41	54	74	73.0
WON 9 — LOST 2		592	766	77.3

4. DEBORAH MICAUD — Maine

Opponent	Score	R	SP	%
Blutt, MONT.....	51-25	51	64	79.7
Pateneau, MA.....	51-19	68	82	82.9
Seibold, IND.....	52-40	54	72	75.0
Leyk, MINN.....	50-41	46	72	63.9
Klopp, WISC.....	54-22	57	78	73.1
Still, OHIO.....	50-31	54	72	75.0
Negaard, MN.....	51-37	56	74	75.7
Thomas, NY.....	52-45	56	78	71.8
Reno, OHIO.....	36-50	66	84	78.6
Winston, MO.....	45-50	80	104	76.9
Hangen, NY.....	41-50	52	74	70.3
WON 8 — LOST 3		640	854	74.9

5. PHYLLIS NEGAARD — Minnesota

Opponent	Score	R	SP	%
Klopp, WISC.....	50-23	46	64	71.9
Still, OHIO.....	50-43	50	68	73.5
Blutt, MONT.....	50-34	63	82	76.8
Pateneau, MA.....	50-27	56	68	82.4
Seibold, IND.....	52-19	56	68	82.4
Leyk, MINN.....	50-12	41	50	82.0
Michaud, MA.....	37-51	51	74	68.9
Winston, MO.....	48-52	75	100	75.0
Thomas, NY.....	50-32	59	74	79.7
Hangen, NY.....	33-50	54	78	69.2
Reno, OHIO.....	34-50	75	94	79.8
WON 7 — LOST 4		626	820	76.3

6. BONNIE SEIBOLD — Indiana

Opponent	Score	R	SP	%
Winston, MO.....	28-52	48	72	66.7
Hangen, NY.....	36-51	57	80	71.3
Michaud, MA.....	40-52	50	72	69.4
Thomas, NY.....	51-41	61	80	76.3
Negaard, MN.....	19-52	46	68	67.6
Reno, OHIO.....	22-53	37	58	63.8
Leyk, MINN.....	53-10	28	36	77.8
Klopp, WISC.....	53-19	39	52	75.0
Still, OHIO.....	54-48	70	94	74.5
Blutt, MONT.....	51-16	36	48	75.0
Pateneau, MA.....	50-40	55	82	67.1
WON 6 — LOST 5		527	742	71.0

WOMENS CHAMPIONSHIP — (Continued)

7. ROSIE LEYK — Minnesota

Opponent	Score	R	SP	%
Reno, OHIO.....	9-54	22	44	50.0
Winston, MO.....	15-52	32	56	57.1
Hangen, NY.....	29-51	64	88	72.7
Michaud, MA.....	41-50	43	72	59.7
Thomas, NY.....	51-17	33	42	78.6
Negaard, MN.....	12-50	28	50	56.0
Seibold, IND.....	10-53	14	36	38.9
Pateneau, MA.....	41-54	45	80	56.3
Klopp, WISC.....	52-42	34	62	54.8
Still, OHIO.....	31-52	42	64	65.6
Blutt, MONT.....	50-33	44	62	71.0

WON 3 — LOST 8 401 656 61.1

8. LINDA PATENAUADE — Maine

Opponent	Score	R	SP	%
Hangen, NY.....	17-50	36	60	60.0
Michaud, MA.....	19-51	57	82	69.5
Thomas, NY.....	50-15	55	66	83.3
Negaard, MN.....	27-50	49	68	72.1
Reno, OHIO.....	8-54	34	56	60.7
Winston, MO.....	15-51	49	72	68.1
Still, OHIO.....	10-53	20	44	45.5
Leyk, MINN.....	54-41	51	80	63.8
Blutt, MONT.....	52-43	49	74	66.2
Klopp, WISC.....	53-19	52	68	76.5
Seibold, IND.....	40-50	53	82	64.6

WON 4 — LOST 7 505 752 67.2

9. LORRAINE THOMAS — New York

Opponent	Score	R	SP	%
Connie Still, OH.....	51-17	41	58	70.7
Helen Blatt, MT.....	44-52	62	88	70.5
Linda Pateneau, MA	15-50	45	66	68.2
Bonnie Seibold, IN...	41-51	56	80	70.0
Rosie Leyk, MN.....	17-51	21	42	50.0
Shary Klopp, WI.....	52-38	59	76	77.6
Ruth Hangen, NY.....	39-52	52	72	72.2
Deborah Michaud, MA	45-52	55	78	70.5
Phyllis Negaard, MN...	32-50	53	74	71.6
Opal Reno, OH.....	13-54	33	54	61.1
Vicki Winston, MO...	24-51	41	66	62.1

WON 2 — LOST 9 518 754 68.7

10. CONNIE STILL — Ohio

Opponent	Score	R	SP	%
Lorraine Thomas, NY.	17-51	31	58	53.4
Phyllis Negaard, MN...	43-50	45	68	66.2
Opal Reno, OH.....	45-50	97	118	82.2
Vicki Winston, MO...	22-52	26	48	54.2
Ruth Hangen, NY.....	17-50	42	62	67.7
Deborah Michaud, MA	31-50	46	72	63.9
Linda Pateneau, MA	53-10	33	44	75.0
Helen Blatt, MT.....	29-50	36	64	56.3
Bonnie Seibold, IN...	48-54	68	94	72.3
Rosie Leyk, MN.....	52-31	48	64	75.0
Shary Klopp, WI.....	27-50	39	70	55.7

WON 2 — LOST 9 511 762 67.1

11. HELEN BLUTT, Montana

Opponent	Score	R	SP	%
Deborah Michaud, MA	25-51	43	64	67.2
Lorraine Thomas, NY.	52-44	64	88	72.7
Phyllis Negaard, MN...	34-50	59	82	72.0
Opal Reno, OH.....	10-50	32	52	61.5
Vicki Winston, MO...	7-52	25	50	50.0
Ruth Hangen, NY.....	13-52	30	52	57.7
Shary Klopp, WI.....	46-50	51	74	68.9
Connie Still, OH.....	50-29	42	64	65.6
Linda Pateneau, MA	43-52	47	74	63.5
Bonnie Seibold, IN...	16-51	26	48	54.2
Rosie Leyk, MN.....	33-50	39	62	62.9

WON 2 — LOST 9 458 710 64.5

12. SHARY KLOPP, Wisconsin

Opponent	Score	R	SP	%
Phyllis Negaard, MN...	23-50	36	64	56.3
Opal Reno, OH.....	20-51	32	56	57.1
Vicki Winston, MO...	14-50	39	64	60.9
Ruth Hangen, NY.....	19-55	39	62	62.9
Deborah Michaud, MA	22-54	46	78	59.0
Lorraine Thomas, NY.	38-52	54	76	71.1
Helen Blatt, MT.....	50-46	52	74	70.3
Bonnie Seibold, IN...	19-53	27	52	51.9
Rosie Leyk, MN.....	42-52	32	62	51.6
Linda Pateneau, MA	19-53	40	68	58.8
Connie Still, OH.....	50-27	46	70	65.7

WON 2 — LOST 9 443 726 61.0

WOMENS CHAMPIONSHIP DIVISION

CHAMPIONSHIP WOMENS DIV 1

	W-L	R	SP	%
Opal Reno, OH.....	7-0	303	350	86.6
Ruth Hangen, NY....	6-1	262	350	74.9
Jane Smith, WI.....	5-2	218	350	62.3
Sandy Karasch, MN..	4-3	228	350	65.1
Fran Carnahan, PA...	3-4	190	350	54.3
Char Kelly, MN.....	2-5	187	350	53.4
Jean Myers, OH.....	1-6	197	350	56.3
Mabel Nelson, MN...	0-7	200	350	57.1

CHAMPIONSHIP WOMENS DIV 4

	W-L	R	SP	%
Phyllis Negaard, MN..	7-0	283	350	80.9
Sue Burns, IA.....	5-2	229	350	65.4
Pat Eaton, WI.....	4-3	218	350	62.3
Connie Still, OH....	3-4	236	350	67.4
Tari Powell, IL.....	3-4	216	350	61.7
June Zakrzewski, MN.	3-4	195	350	55.7
Shirley Fisher, Can...	2-5	181	350	51.7
Ruby Finnie, Can....	1-6	166	350	47.4

CHAMPIONSHIP WOMENS DIV 2

	W-L	R	SP	%
Deborah Michaud, MA	7-0	276	350	78.9
Bonnie Seibold, IN...	5-2	240	350	68.6
Helen Blutt, MT.....	4-3	238	350	68.0
Shary Klopp, WI.....	4-3	235	350	67.1
Lynne Hughes, MN...	4-3	215	350	61.4
Merna Kissick, Can...	3-4	228	350	65.1
Ann Wedel, MI.....	1-6	210	350	60.0
Lil Reddon, Can.....	0-7	165	350	47.1

CHAMPIONSHIP WOMENS FINALS

	W-L	R	SP	%
Opal Reno, OH.....	6-0	318	384	82.8
Ruth Hangen, NY....	6-0	326	404	80.7
Vicki Winston, MO...	6-0	284	362	78.5
Phyllis Negaard, MN..	6-0	312	400	78.0
Deborah Michaud, MA	6-0	330	440	75.0
Lorraine Thomas, NY.	2-4	284	410	69.3
Bonnie Seibold, IN...	1-5	299	430	69.5
Helen Blutt, MT.....	1-5	255	388	65.2
Rosie Leyk, MN.....	1-5	222	352	63.1
Connie Still, OH....	0-6	287	426	67.4
Shary Klopp, WI.....	0-6	246	400	61.5

CHAMPIONSHIP WOMENS DIV 3

	W-L	R	SP	%
Lorraine Thomas, NY.	7-0	239	300	79.7
Vicki Winston, MO...	6-1	224	300	74.7
L. Pateneau, ME...	4-3	205	300	68.3
Rosie Leyk, MN.....	4-3	198	300	66.0
Lois Bolstad, SD....	3-4	193	300	64.3
Beverly Nathe, MN...	3-4	190	300	63.3
Lu Cave, MN.....	1-6	175	300	58.3
Blind.....	0-7	0	0	0

WOMENS CLASSES

WOMENS CLASS B

	W-L	R	SP	%
Merna Kissick, CAN..	6-1	202	300	67.3
Karasch, MINN.....	5-2	205	300	68.3
Burns, IOWA.....	5-2	183	300	61.0
Smith, WISC.....	4-3	183	300	61.0
Nathe, MINN.....	3-4	192	300	64.0
Bolstad, SD.....	3-4	183	300	61.0
Eaton, WISC.....	1-5	174	300	58.0
Blind.....	0-6	0	0	0

WOMENS CLASS D

	W-L	R	SP	%
Reddon, CAN.....	5-0	150	250	60.0
Carnahan, PA.....	4-1	177	250	70.8
Zakrzewski, MINN...	3-2	149	250	59.6
Fisher, CAN.....	2-3	131	250	52.4
Kelly, MINN.....	1-4	140	250	56.0
Finnie, CAN.....	0-5	116	250	46.4

WOMENS CLASS C

	W-L	R	SP	%
Hughes, MINN.....	5-0	118	200	59.0
Cave, MINN.....	4-1	124	200	62.0
Wedel, MICH.....	3-2	116	200	58.0
Nelson, MINN.....	2-3	112	200	56.0
Meyers, OHIO.....	1-4	93	200	46.5
Powell — Forfeit....	0-5	0	0	0

WOMENS CLASS E

	W-L	R	SP	%
Francis, MO.....	5-0	144	250	57.6
Kozakewich, CAN...	3-2	142	250	56.8
Morales, MN.....	3-2	118	250	47.2
Colony, IA.....	2-3	134	250	53.6
Wištrom, WISC.....	2-3	110	250	44.0
Jacobson, MN.....	0-5	86	250	34.4

WOMENS CLASSES — (Continued)

WOMENS CLASS F				WOMENS CLASS G				WOMENS CLASS H						
W-L	R	SP	%	W-L	R	SP	%	W-L	R	SP	%			
Douville, CAN	5-0	148	250	59.2	Byfield, WA	7-0	164	300	54.7	Gall, MN	5-0	145	250	58.0
Essala, MN	3-2	127	250	50.8	O'Connor, MN	5-2	177	300	59.0	Vansant, CALIF	4-1	146	250	58.4
Stocum, OH	3-2	124	250	49.6	Geisler, MN	5-2	151	300	50.3	Vanose, MN	2-3	125	250	50.0
Hughes, MN	2-3	117	250	46.8	Schneider, NEB	4-3	146	300	48.7	Schuster, ORE	2-3	101	250	40.4
Edwards, IOWA	2-3	112	250	44.8	Hornback, KY	3-4	137	300	45.7	Fox, NEB	2-3	85	250	34.0
Erickson, MN	0-5	94	250	37.6	Wheeler, OHIO	3-4	121	300	40.3	Hymer, OHIO	0-5	41	250	16.4
					Reno, OHIO	1-6	116	300	38.7					
					Blind	0-7	0	0	0					
WOMENS CLASS I				WOMENS CLASS J				WOMENS CLASS K						
W-L	R	SP	%	W-L	R	SP	%	W-L	R	SP	%			
Wright, ND	6-1	137	300	45.7	Tischer, MN	5-0	94	200	47.0	Hittel, MN	4-1	120	250	48.0
Nobess, CAN	6-1	132	300	43.0	Hughes, MN	4-1	88	200	44.0	Ambrose, MN	4-1	102	250	40.8
Ronk, ILL	5-2	129	300	40.0	Abrams, CO	3-2	77	200	38.5	Streit, NY	3-2	98	250	39.2
Hendrickson, MN	3-4	113	300	37.7	Curley, OH	2-3	66	200	33.0	Goshaw, WI	2-3	112	250	44.8
Vober, MN	3-4	101	300	33.7	Erickson, MN	2-3	66	200	33.0	Cecere, OHIO	2-3	62	250	24.8
Davis, ORE	3-4	89	300	29.7	Jacobson, MN	1-4	55	200	27.5	Ellison, CAN	0-5	72	250	28.8
Kasperson, SD	2-5	117	300	39.0	Blind	0-5	0	0	0					
Blind	0-7	0	0	0										
WOMENS CLASS L				WOMENS CLASS M				WOMENS CLASS N						
W-L	R	SP	%	W-L	R	SP	%	W-L	R	SP	%			
Lind, MN	5-0	89	200	44.5	Gage, MN	4-1	127	250	50.8	Notch, MN	5-0	70	200	35.0
Tischer, MN	3-2	79	200	39.5	Hughes, MN	3-2	125	250	50.0	Kern, MN	4-1	80	200	40.0
Morton, CAN	3-2	77	200	38.5	Hegarty, IA	3-2	114	250	45.6	Carlson, MN	3-2	81	200	40.5
Lauden, IA	2-3	81	200	40.5	Roggenkamp, MN	2-3	97	250	38.8	Eaton, MN	2-3	42	200	21.0
Kilgore, MO	2-3	73	200	36.5	Holland, MN	2-3	93	250	37.2	Hallicksen, SO	1-4	52	200	26.0
Blind	0-5	0	0	0	Brown, OH	1-4	102	250	40.8	Blind	0-5	0	0	0
WOMENS CLASS O				WOMENS CLASS P				WOMENS CLASS Q						
W-L	R	SP	%	W-L	R	SP	%	W-L	R	SP	%			
Cain, OKLA	5-0	97	250	38.8	Smith, MI	5-0	106	250	42.4	Klug, MN	4-1	100	250	40.0
Loechler, MN	4-1	98	250	39.2	Larkins, AZ	4-1	87	250	34.8	Rehels, KS	4-1	74	250	29.6
Young, IL	3-2	92	250	36.8	Petmesberger, MN	3-2	100	250	40.0	Johnson, MD	3-2	87	250	34.8
Vander Weyst, MN	2-3	93	250	37.2	Tande, ND	2-3	84	250	33.6	Maitli, MN	3-2	76	250	30.4
Baker, MN	1-4	83	250	33.2	Waltdogel, MN	1-4	64	250	25.6	Geschwill, MN	2-4	64	250	25.6
Tischer, MN	0-5	50	250	20.0	Pateneau, ME	0-5	26	250	10.4	Steffen, ND	0-5	47	250	18.8

WOMENS CLASSES — (Continued)

WOMENS CLASS R				WOMENS CLASS S				WOMENS CLASS T						
W-L	R	SP	%	W-L	R	SP	%	W-L	R	SP	%			
Young, NY	4-1	78	250	31.2	Evenson, MN	3-2	72	250	28.8	Laurin, WYO	5-0	117	250	46.8
Prelmesberger, MN	4-1	76	250	30.4	Kuehlwein, MN	3-2	64	250	25.6	Minnich, KY	4-1	87	250	34.8
Schreiner, MINN	3-2	90	250	36.0	Tomsik, SD	3-2	62	250	24.8	Neelson, CAN	2-3	68	250	27.2
Dominique, MO	3-2	64	250	25.6	Grooms, NEB	2-3	72	250	28.8	Oliver, CAN	2-3	57	250	22.8
Thomas, ARIZ	1-4	52	250	20.8	Armitage, MN	2-3	51	250	20.4	Fergestad, MN	2-3	46	250	18.4
Croy, CAN	0-5	8	250	3.2	Anderson, ND	2-3	47	250	18.8	Nockerts, KY	0-5	34	250	13.6

WOMENS CLASS U				WOMENS CLASS V				WOMENS CLASS W						
W-L	R	SP	%	W-L	R	SP	%	W-L	R	SP	%			
Desjardins, CAN	5-0	96	250	38.4	Kolbeck, MN	5-0	74	250	29.6	Narlock, MN	4-1	88	250	35.2
Smith, ARIZ	3-2	69	250	27.6	Brezinka, MN	4-1	76	250	30.4	Prather, TE	4-1	57	250	22.8
Smith, MI	3-2	56	250	22.4	Wingham, CAN	3-2	73	250	29.2	Hiscock, MN	3-2	60	250	24.0
Studenski, MN	2-3	66	250	26.4	Schaefer, MN	2-3	70	250	28.0	Hottle, IA	2-3	41	250	16.4
Warner, MN	2-3	62	250	24.8	Jensen, SD	1-4	3	250	13.6	Kiefert, ND	2-3	36	250	14.4
Solinger, MN	0-5	26	250	10.4	Ulku, MN	0-5	43	250	19.2	Johnson, MN	0-5	29	250	11.6

WOMENS CLASS X				WOMENS CLASS Y				WOMENS CLASS Z						
W-L	R	SP	%	W-L	R	SP	%	W-L	R	SP	%			
Anderson, MN	4-1	72	250	28.8	Keesling, MN	5-0	62	250	24.8	Helmers, TX	6-1	69	300	23.0
Whisney, MN	4-1	66	250	26.4	Wisneski, MN	4-1	81	250	32.4	Williams, NY	6-1	65	300	21.7
McCann, CAN	4-1	62	250	24.8	Kohls, WI	3-2	63	250	25.2	Karsiens, MN	6-1	49	300	16.3
Smith, MI	2-3	51	250	20.4	Wagner, ND	1-4	39	250	15.6	Higgins, MN	4-3	69	300	23.0
Prelmesberger, MN	1-4	49	250	19.6	Bloom, MN	1-4	39	250	15.6	Snider, KY	3-4	33	300	11.0
Hiscock	0-5	25	250	10.0	Paulson, MN	1-4	37	250	14.8	Tretter, MN	2-5	44	300	14.7
										Olson, MN	1-6	22	300	7.3
										Blind	0-7	0	0	0

WOMENS CLASS AA				WOMENS CLASS BB					
W-L	R	SP	%	W-L	R	SP	%		
Girtz, MN	4-1	46	250	18.4	Kosloski, MN	6-0	32	300	10.7
Leaf, MN	4-1	28	250	11.2	Johnson, MN	4-2	34	300	11.3
Gibson, IL	3-2	39	250	15.6	Norby, MN	2-4	11	300	3.7
Brau, MN	2-3	30	250	12.0	Austin, MN	0-6	15	300	5.0

GIRLS CHAMPIONSHIP CLASSES

CHAMPIONSHIP GIRLS DIV. 1

	W-L	R	SP	%
Boser, MN.....	7-0	221	350	63.1
Roberts, OH.....	6-1	174	350	49.7
Waldvogel, MN.....	4-3	186	350	53.1
Reno, OH.....	4-3	154	350	44.0
Brown, OH.....	3-4	160	350	45.7
Cave, MN.....	3-4	151	350	43.1
Nathe, MN.....	1-6	76	350	21.7
Wells, IL.....	0-7	82	350	23.4

GIRLS CLASS B

	W-L	R	SP	%
Cave, MN.....	7-0	131	250	52.4
Wells, IL.....	5-2	78	250	31.2
Nathe, MN.....	5-2	70	250	28.0
Schneider, NE.....	4-3	55	250	22.0
Clark, WA.....	3-4	84	300	28.0
Mattson, WI.....	3-4	47	250	18.8
Reno, OH.....	1-5	10	50	20.0

CHAMPIONSHIP GIRLS DIV. 2

	W-L	R	SP	%
Bjorlin, MN.....	7-0	234	300	78.0
Ross, CAN.....	6-1	129	300	43.0
Hix, VA.....	5-2	179	300	59.9
Schneider, NB.....	3-4	101	300	33.7
Reno, OH.....	3-4	99	300	33.0
Mattson, WI.....	3-4	80	300	26.7
Clark, WA.....	1-6	67	300	22.3
Blind.....	0-7	0	0	0

GIRLS CLASS C

	W-L	R	SP	%
Bestul, WI.....	7-0	76	350	21.7
Grooms, NE.....	6-1	80	350	22.9
Grooms, NE.....	5-2	59	350	16.9
McCambridge, MN.....	3-4	60	350	17.1
Lunz, MN.....	3-4	47	350	13.4
Johnson, MN.....	2-5	42	350	12.0
McCambridge, MN.....	2-5	25	350	7.1
Michaud, MA.....	0-7	17	350	4.9

CHAMPIONSHIP GIRLS FINALS

	W-L	R	SP	%
Boser, MN.....	7-0	244	392	62.2
Bjorlin, MN.....	5-2	258	370	69.7
Hix, VA.....	4-3	210	396	53.0
Waldvogel, MN.....	4-3	222	422	52.6

	W-L	R	SP	%
Ross, CAN.....	3-4	199	432	46.1
Roberts, OH.....	2-5	176	398	44.2
Brown, OH.....	2-5	138	390	35.4
Reno, OH.....	1-6	235	496	47.4

BOYS CHAMPIONSHIP CLASSES

CHAMPIONSHIP BOYS DIV. 1

	W-L	R	SP	%
Dyson, NC.....	7-0	243	300	81.0
Williams, CA.....	6-1	210	300	70.0
Kingma, IN.....	4-3	200	300	66.7
O'Connor, MN.....	4-3	184	300	61.3
Brown, OH.....	4-3	155	300	51.7
Meyer, MN.....	2-5	145	300	48.3
Pritzlaff, WI.....	1-6	110	300	36.7
Kuchcinski, PA.....	0-7	0	0	0

CHAMPIONSHIP BOYS DIV. 3

	W-L	R	SP	%
Pritzlaff, WI.....	7-0	247	300	82.3
Simmet, MI.....	6-1	223	300	74.3
Smith, WI.....	5-2	180	300	60.0
Francis, MO.....	4-3	199	300	66.3
Kizakewich, CAN.....	3-4	158	300	52.7
Morris, PA.....	2-5	123	300	41.0
Ungetheim, IN.....	1-6	115	300	38.3
Blind.....	0-7	0	0	0

CHAMPIONSHIP BOYS DIV. 2

	W-L	R	SP	%
Francis, MO.....	7-0	291	350	83.1
Williams, CA.....	5-2	264	350	75.4
White, MN.....	4-3	254	350	72.6
Chambers, Jr., IA.....	4-3	227	350	64.9
Williams, MI.....	3-4	223	350	63.7
Ungetheim, IN.....	3-4	209	350	59.7
Pike, NY.....	1-6	219	350	62.6
Fisher, CAN.....	1-6	209	350	59.7

CHAMPIONSHIP BOYS DIV. 4

	W-L	R	SP	%
Bartnik, WI.....	6-1	274	350	78.3
Boser, MN.....	6-1	256	350	73.1
Clark, WA.....	4-3	258	350	73.7
Simmet, MI.....	4-3	233	350	66.6
Secord, WI.....	4-3	214	350	61.1
Fecht, NB.....	2-5	190	350	54.3
Lunz, MN.....	1-6	203	350	58.0
Preimesberger, MN.....	1-6	201	350	57.4

CHAMPIONSHIP BOYS FINALS

	W-L	R	SP	%
Simmet, MI.....	3-3	316	434	72.8
White, MN.....	2-4	358	496	72.2
Williams, CA.....	1-5	340	466	73.0
Simmet, MI.....	1-5	302	426	70.9
Kingma, IN.....	0-6	263	388	67.8
Boser, MN.....	0-6	235	364	64.6

	W-L	R	SP	%
Dyson, NC.....	6-0	345	406	85.0
Williams, CA.....	5-1	382	450	84.9
Pritzlaff, WI.....	5-1	359	434	82.7
Francis, MO.....	5-1	314	382	82.2
Bartnik, WI.....	5-1	416	528	78.8
Clark, WA.....	3-3	380	494	76.9

BOYS CLASSES — (Continued)

BOYS CLASS B

	W-L	R	SP	%
Chambers, Jr.....	4-1	163	250	65.2
Francis, MO.....	3-2	165	250	66.0
Williams, MI.....	3-2	139	250	55.6
Secord, WI.....	2-3	166	250	66.4
Pike, NY.....	2-3	149	250	59.6
O'Connor, MN.....	1-4	159	250	63.3

BOYS CLASS C

	W-L	R	SP	%
Ungetheim, IN.....	3-2	164	250	65.6
Smith, MI.....	3-2	150	250	60.0
Fecht, MN.....	3-2	149	250	59.6
Fisher, CAN.....	3-2	143	250	57.2
Preimesberger, MN.....	2-3	148	250	59.2
Lunz, MN.....	1-4	141	250	56.4

BOYS CLASS D

	W-L	R	SP	%
Kizakewich, CAN.....	5-0	167	250	66.8
Brown, OH.....	4-1	157	250	62.8
Meyer, MN.....	2-3	142	250	56.8
Pritzlaff, WI.....	2-3	122	250	48.8
Morris, PA.....	1-4	113	250	45.2
Ungetheim, IN.....	1-4	103	250	41.2

BOYS CLASS E

	W-L	R	SP	%
Winthers, IA.....	4-1	137	250	54.8
Eliason, MN.....	4-1	126	250	50.4
Mattson, WI.....	3-2	104	250	41.6
Moran, MN.....	2-3	109	254	42.9
Hackett, IA.....	1-4	98	250	39.2
Allen, OH.....	1-4	83	254	32.7

BOYS CLASS F

	W-L	R	SP	%
Hymer, OH.....	5-0	117	250	46.8
Pfaff, IN.....	4-1	73	250	29.2
Buhl, MN.....	3-2	78	250	31.2
Holland, MN.....	2-3	76	250	30.4
Cook, OK.....	1-4	66	250	26.4
McCabe, MI.....	0-5	28	250	11.2

BOYS CLASS L

	W-L	R	SP	%
Armitage, MN.....	6-0	19	200	9.5

BOYS CLASS G

	W-L	R	SP	%
Eckholm, MN.....	4-1	100	250	40.0
Backhaus, MN.....	4-1	92	250	36.8
Fisher, CAN.....	3-2	92	250	36.4
Ellison, CAN.....	2-3	78	250	31.2
Armitage, MN.....	1-4	76	250	30.4
Bennett, ND.....	1-4	61	250	24.4

BOYS CLASS H

	W-L	R	SP	%
Girtz, MN.....	5-0	107	250	42.8
Fiebelkorn, WI.....	4-1	82	250	32.8
Curtis, MN.....	3-2	75	250	30.0
Backhaus, MN.....	2-3	74	250	29.6
Hall, WI.....	1-4	55	250	22.0
Buhl, MN.....	0-5	84	250	33.6

BOYS CLASS I

	W-L	R	SP	%
Brezinka, MN.....	4-1	69	250	27.6
Eilers, MN.....	3-2	86	250	34.4
Bergstraser, MN.....	3-2	69	250	27.6
Cave, MN.....	3-2	67	250	26.8
Buhl, WI.....	2-3	52	250	20.8
Midas, MN.....	0-5	27	250	10.8

BOYS CLASS J

	W-L	R	SP	%
Johnson, MN.....	5-0	58	250	23.2
Waldvogel, MN.....	4-1	70	250	28.0
Bergstraser, MN.....	2-3	49	250	19.6
Negaard, MN.....	2-3	42	250	16.8
Weidner, MT.....	1-4	47	250	18.8
Wuellner, MN.....	1-4	43	250	17.2

BOYS CLASS K

	W-L	R	SP	%
Pater, SD.....	5-0	49	250	19.6
Heinen, MN.....	3-2	54	250	21.6
Bestul, WI.....	3-2	41	250	16.4
Evenson, MN.....	3-2	39	250	15.6
Collins, NY.....	1-4	17	250	6.8
Winston, MO.....	0-5	17	250	6.8

Herron, IA.....	4-2	19	200	9.5
Thayer, NY.....	2-4	4	200	2.0

CHAMPIONSHIP INTERMEDIATE DIVISION

CHAMPIONSHIP INTERMEDIATE DIV. 1

	W-L	R	SP	%
Latino, CA.....	7-0	240	350	68.6
Rademacher, FL.....	5-2	198	350	56.6
Lindmeier, IL.....	4-3	197	350	56.3
Schroeder, CA.....	3-4	197	350	56.3
Graves, CO.....	3-4	182	350	52.0
Bjorkgren, IA.....	3-4	178	350	50.9
Bjorklund, MN.....	3-4	171	350	48.9
Burroughs, CA.....	0-7	139	350	39.7

CHAMPIONSHIP INTERMEDIATE DIV. 2

	W-L	R	SP	%
Howdeshell, IN.....	6-1	218	350	62.3
Riffle, OH.....	5-2	229	350	65.4
Flann, CA.....	5-2	216	350	61.7
Larson, MN.....	4-3	202	350	57.7
Foster, IA.....	3-4	194	350	55.4
Roseberry, OH.....	2-5	200	350	57.1
Roach, TX.....	2-5	192	350	54.9
Lindberg, MN.....	1-6	177	350	50.6

INTERMEDIATE CLASSES — (Continued)

CHAMPIONSHIP INTERMEDIATE DIV. 3

	W-L	R	SP	%
Gillespie, IL.....	7-0	214	350	61.1
Wilson, IA.....	5-2	182	350	52.0
Volkers, MN.....	4-3	154	300	51.3
Reheis, KS.....	4-3	176	350	50.3
Toole, AR.....	3-4	140	250	56.0
Pagnanelli, PA.....	3-4	155	350	44.3
Helbling, IL.....	2-5	96	300	32.0
Totten, IL.....	0-7	110	350	31.4

CHAMPIONSHIP INTERMEDIATE FINALS

	W-L	R	SP	%
Latino, CA.....	6-0	221	324	68.2
Riffle, OH.....	6-0	241	362	66.6
Gillespie, IL.....	5-1	229	402	57.0
Fiann, CA.....	4-2	242	372	65.1
Howdeshell, IN.....	3-3	225	384	58.6
Schroeder, CA.....	3-3	229	396	57.8
Larson, MN.....	3-3	217	300	57.1
Foster, IA.....	2-4	237	408	58.1
Rosenberry, OH.....	2-4	216	386	56.0
Rademacher, FL.....	1-5	203	364	55.8
Wilson, IA.....	1-5	190	346	54.9
Lindmeier, IL.....	0-6	154	324	47.5

INTERMEDIATE CLASS B

	W-L	R	SP	%
Roach, TX.....	4-1	147	250	58.8
Bjorkgren, IA.....	3-2	136	250	54.4
Reheis, KS.....	3-2	129	250	51.6
Lindberg, MN.....	3-2	114	250	45.6
Graves, CO.....	2-3	121	250	48.4
Volkers, MN.....	0-5	98	250	39.2

INTERMEDIATE CLASS C

	W-L	R	SP	%
Burroughs, CA.....	5-0	99	200	49.5
Bjorklund, MN.....	4-1	97	200	48.5
Helbling, IL.....	3-2	78	200	39.0
Pagnanelli, PA.....	2-3	83	200	41.5
Totten, IL.....	1-4	70	200	35.0
Blind.....	0-5	0	0	0

INTERMEDIATE CLASLS D

	W-L	R	SP	%
Bustos, CO.....	5-0	106	200	53.0
Hanson, IA.....	4-1	104	200	52.0
England, WI.....	2-3	94	200	47.0
Olsen, MN.....	2-3	81	200	40.5
McCann, CAN.....	2-3	62	200	31.0
Blind.....	0-5	0	0	0

INTERMEDIATE CLASS E

	W-L	R	SP	%
Shelinbarger, KS.....	5-0	122	250	48.8
King, MT.....	4-1	125	250	50.0
Tibbey, IL.....	3-2	109	250	43.6
Nelson, AZ.....	1-4	117	250	46.8
Weyst, MN.....	1-4	103	250	41.2
Gay, MO.....	1-4	68	250	27.2

INTERMEDIATE CLASS F

	W-L	R	SP	%
Shutt, MO.....	5-0	110	250	44.0
Bennett, IL.....	4-1	108	250	43.2
Williams, NY.....	2-3	90	250	36.0
Johnson, MN.....	2-3	83	250	33.2
Partridge, IL.....	1-4	102	250	40.8
Spilseth, WA.....	1-4	80	250	32.0

INTERMEDIATE CLASS G

	W-L	R	SP	%
Eggleston, MO.....	6-1	121	300	40.3
Holland, MN.....	5-2	109	300	36.3
Donawitz, PA.....	5-2	107	300	35.7
Ryba, ND.....	4-3	107	300	35.7
Bienkush,.....	4-3	106	300	35.3
Hummel, CAN.....	3-4	86	300	28.7
Phoenix, CAN.....	1-6	58	300	19.3

INTERMEDIATE CLASS H

	W-L	R	SP	%
Hooley, NY.....	6-1	111	300	37.0
Feiden, IL.....	5-2	116	300	38.7
Toth, MN.....	5-2	110	300	36.7
Guettler, NE.....	5-2	89	300	29.7
Waltz, ND.....	3-4	82	300	27.3
Perkins, MN.....	2-5	87	300	29.0
Nelson, MN.....	2-5	78	300	26.0

INTERMEDIATE CLASS H

	W-L	R	SP	%
Hooley, NY.....	6-1	111	300	37.0
Feiden, IL.....	5-2	116	300	38.7
Toth, MN.....	5-2	110	300	36.7
Guettler, NE.....	5-2	89	300	29.7
Waltz, ND.....	3-4	82	300	27.3
Perkins, MN.....	2-5	87	300	29.0
Nelson, MN.....	2-5	70	300	26.0

INTERMEDIATE CLASS I

	W-L	R	SP	%
Roesler, MN.....	7-0	114	300	38.0
Kuehlwein, MN.....	5-2	68	300	22.7
Stites, MN.....	4-3	100	300	33.3
Richard, WI.....	4-3	95	300	31.7
Daly, MN.....	3-4	86	268	32.1
Mendenwald, ND.....	3-4	71	300	23.7
Clouse, ND.....	0-5	—	—	—

INTERMEDIATE CLASS I

	W-L	R	SP	%
Roesler, MN.....	7-0	114	300	38.0
Kuehlwein, MN.....	5-2	68	300	22.7
Stites, MN.....	4-3	100	300	33.3
Richard, WI.....	4-3	95	300	31.7
Daly, MN.....	3-4	86	268	32.1
Mendenwald, ND.....	3-4	71	300	23.7
Clouse, ND.....	2-5	75	300	25.0

CHAMPIONSHIP SENIORS DIVISION

CHAMPIONSHIP SENIORS FINALS

	W-L	R	SP	%
Portt,	8-3	523	776	67.4
Richmond, MN.....	8-3	534	792	67.4
Herferth, MA.....	7-4	451	672	67.1
Standard, CA.....	7-4	518	780	66.4
Garner, NB.....	7-4	494	764	64.7
Johnson, MN.....	7-4	489	764	64.0
Fishel, WA.....	6-5	454	724	62.7
Hilton, FL.....	5-6	430	672	64.0
Ash, MN.....	4-7	457	748	61.1
Sollar, OH.....	4-7	422	695	60.7
Taylor, IND.....	3-8	430	732	58.7
Elvig, WA.....	0-11	253	514	49.2

SENIORS CLASS B

	W-L	R	SP	%
Sharff, ND.....	4-1	145	250	58.0
Berman, NJ.....	3-2	144	250	57.6
Magnuson, MN.....	3-2	141	250	56.4
Chapelle, OR.....	2-3	161	250	64.4
Toole, KS.....	2-3	160	250	64.0
Palmer, IN.....	1-4	141	250	56.4

SENIORS CLASS C

	W-L	R	SP	%
Plumb, OH.....	4-1	140	250	56.0
Stinson, MN.....	4-1	131	250	52.4
Austin, IL.....	3-2	141	250	56.4
Ball, OR.....	2-3	107	250	42.8
Johnson, MN.....	1-4	126	250	50.4
Ganz, MN.....	1-4	104	246	42.3

SENIORS CLASS D

	W-L	R	SP	%
Blacketer, KY.....	4-1	128	250	55.2
Hendricks, WI.....	4-1	131	250	52.4
Gedatus, MN.....	4-1	120	250	48.0
Erickson, MN.....	2-3	103	250	41.2
Dilgard, OH.....	1-4	99	250	39.6
Coy, SD.....	0-5	121	250	48.4

SENIORS CLASS E

	W-L	R	SP	%
Stephenson, OH.....	5-0	74	150	49.3
Crist, OK.....	3-2	58	150	38.7
Johnson, MN.....	3-2	53	150	35.3
Dykes, IL.....	3-2	49	150	32.7
Blind.....	0-5	0	0	0
Blind.....	0-5	0	0	0

SENIORS CLASS F

	W-L	R	SP	%
Ryan, NB.....	5-0	86	200	43.0
Maikranz, IN.....	4-1	102	200	51.0
Brandt, MN.....	3-2	93	200	46.5
Franke, IL.....	2-3	74	200	37.0
Comero, WI.....	1-4	68	200	34.0
Blind.....	0-5	0	0	0

SENIORS CLASS G

	W-L	R	SP	%
Batts, IN.....	4-1	91	165	55.2
Wendling, OR.....	4-1	97	200	48.5
Lange, IA.....	3-2	89	200	44.5
Sandell, IA.....	2-3	87	200	43.5
Herreman, SD.....	2-3	76	200	38.0
Blind.....	0-5	0	0	0

SENIORS CLASS H

	W-L	R	SP	%
Kershner, MT.....	4-1	113	200	56.5
Abrams, CO.....	4-1	96	200	48.0
Bunge, IL.....	3-2	79	200	39.5
Jevne, WI.....	2-3	89	200	44.5
Mullet, MT.....	2-3	80	200	40.0
Blind.....	0-5	0	0	0

SENIORS CLASS I

	W-L	R	SP	%
Hahn, MN.....	5-0	127	250	50.8
Reuter, MN.....	4-1	103	250	41.2
Wrucke, WI.....	3-2	93	250	37.2
Campbell, MN.....	2-3	87	250	34.8
Shaw, IA.....	1-4	105	250	42.0
Minnich, KY.....	0-5	86	250	34.4

SENIORS CLASS J

	W-L	R	SP	%
Reichard, KS.....	5-0	104	250	41.6
Volkers, MN.....	4-1	111	250	44.4
Wilke, WI.....	3-2	102	250	40.8
Moyle, MN.....	2-3	94	250	37.6
Shober, NJ.....	1-4	88	250	35.2
Bauer, SD.....	0-5	71	250	28.4

SENIORS CLASS K

	W-L	R	SP	%
Stangeland, IL.....	5-0	118	250	47.2
Anderson, WI.....	3-2	99	250	39.6
Bailey, OK.....	3-2	88	250	35.2
Phelps, WI.....	2-3	80	250	32.0
Kettner, MN.....	1-4	91	250	36.4
Vines, MN.....	1-4	81	250	32.4

SENIORS CLASS L

	W-L	R	SP	%
Karr, IL.....	4-1	113	250	45.2
Jaquette, MI.....	3-2	102	250	40.8
Morgan, IN.....	3-2	99	250	39.6
Ballhagen, IA.....	3-2	97	250	38.8
Stromgren, IA.....	2-3	91	250	36.4
Lowrey, IA.....	0-5	86	250	34.4

SENIORS CLASS M

	W-L	R	SP	%
Hartsock, IN.....	6-0	157	300	52.3
Blutt, MT.....	4-2	120	300	40.0
Hill, MN.....	2-4	105	300	35.0
Heist, NB.....	0-6	32	300	10.7

SENIORS CLASSES — (Continued)

SENIORS CLASS N

	W-L	R	SP	%
Burgess, TX.....	5-0	104	250	41.6
Bukari, MI.....	3-2	104	250	41.6
Kangas, SD.....	3-2	80	250	32.0
Warwood, MT.....	2-3	90	250	36.0
Nixon, NY.....	2-3	79	250	31.6
Guild, MO.....	0-5	61	250	24.4

SENIORS CLASS O

	W-L	R	SP	%
Hoffman, CAN.....	4-1	94	250	37.6
Roberts, WA.....	4-1	89	250	35.6
Gayet, CA.....	3-2	107	250	42.8
Rowell, MN.....	3-2	75	250	30.0
Rhoades, NB.....	1-4	79	250	31.6
Moldenhauer, MN.....	0-5	78	250	31.2

SENIORS CLASS P

	W-L	R	SP	%
Long, IL.....	4-1	116	250	46.4
Fisher, MN.....	4-1	94	250	37.6
Puff, CAN.....	3-2	96	250	38.4
Palmer, CA.....	2-3	79	250	31.6
Evans, IL.....	1-4	78	250	31.2
Reitz, NY.....	1-4	69	250	27.6

SENIORS CLASS Q

	W-L	R	SP	%
Leavengood, OK.....	4-1	85	250	34.0
Hiemitalo, ND.....	3-4	94	250	37.6
Hegarty, IA.....	3-2	63	250	25.2
Schuetz, WI.....	2-3	67	250	26.8
Helm, MT.....	2-3	63	250	25.2
Benson, MN.....	1-4	64	250	25.6

SENIORS CLASS R

	W-L	R	SP	%
Sutor, FL.....	4-1	94	250	37.6
Reddon, CAN.....	4-1	86	250	34.4
Rich, NB.....	3-2	104	250	41.6
Goerndt, MN.....	3-2	91	250	36.4
Sackschewsky, NB.....	1-4	72	250	28.8
Davis, FL.....	0-5	67	250	26.8

SENIORS CLASS S

	W-L	R	SP	%
Wickington, WI.....	5-0	91	250	36.4
Christiansen, IA.....	4-1	86	250	34.4
Croy, CAN.....	3-2	57	250	22.8
Armentrout, IN.....	1-4	56	250	22.4
Hoel, IA.....	1-4	48	250	19.2
Worthington, WA.....	1-4	38	250	15.2

SENIORS CLASS T

	W-L	R	SP	%
Rathbun, MN.....	5-0	76	250	30.4
Lange, IA.....	4-1	56	250	22.4
Theisen, MN.....	3-2	40	250	16.0
Goodwin, WA.....	2-3	56	250	22.4
Domer, MT.....	1-4	59	250	23.6
Jensen, SD.....	0-5	37	250	14.8

SENIORS CLASS U

	W-L	R	SP	%
Lofgren, MN.....	5-0	85	250	34.0
Anderson, IA.....	3-2	60	250	24.0
Herman, MN.....	3-2	53	250	21.2
Brausen, MN.....	2-3	56	250	22.4
Fletchall, IA.....	2-3	44	250	17.6
Barott, MN.....	0-5	40	250	16.0

SENIORS CLASS V

	W-L	R	SP	%
Anderson, MN.....	4-1	45	250	18.0
Litke, MN.....	4-1	35	250	14.0
Christians, MN.....	3-2	30	250	12.0
Bertelt, MN.....	2-3	35	250	14.0
Rousson, OH.....	1-4	17	250	6.8
Deluca, MA.....	1-4	10	250	4.0

SENIORS CLASS W

	W-L	R	SP	%
Johnson, MN.....	5-0	68	250	27.2
Poore, NB.....	4-1	76	250	30.4
Crawford, IA.....	1-4	45	250	18.0
Couchman, CAN.....	0-5	41	250	16.4

MINUTES OF THE 1981 NHPA CONVENTION

By Donnie Roberts

The 1981 NHPA Convention was called to order at 7:00 A.M. on Wednesday, August 5, at St. Joseph's auditorium in Pierz, Minnesota by President, Wally Shipley.

The pledge of Allegiance to the flag was led by Paul Thomas. A prayer was given by Reverend Burgess. The 166 delegates were advised to be cooperative and asked if they had their packets. The coffee break was explained.

President Shipley introduced the NHPA Officers. Present were Leo McGrath, John Radamacher, Earl Winston, Bonnie Seibold, and Donnie Roberts. Absent was Claude White. Guests were recognized.

MINUTES — (Continued)

A welcome was given by the 1981 World Tournament Committee. Ken Gipsen welcomed everyone to Huntsville in 1982.

Will Gullickson explained that a group was interested in bidding for the World Tournament in the near future.

Bids for the 1983 Tournament were received from Preimesberger Arena and Statesville, North Carolina. The delegates voted to go to Statesville in 1983.

The minutes of the 1980 Convention were approved as presented. The financial report was approved as presented.

The representatives of the women, girls, and boys gave their report.

Wally Shipley presented the memorandum of the President.

Leo McGrath, John Rademacher, Earl Winston, Bonnie Siebold, Donnie Roberts, and Wally Shipley gave their reports.

Article 3 — Section 9 of the Constitution and By-Laws was changed to increase the pay of all officers except the NHPA Secretary-Treasurer by \$50.00. Article 5 — Section 6 was added to in that the defending champ may qualify to shoot for the record. Article 6 — Rule 2 — Section B was changed to require women and juniors to stand at one side or the other like men. Article 6 — Rule 14 — Scoring rules — Section A was changed to make a regulation game 40 points.

The NHPA Regional Director chairman, the NHPA Auditor, and the News Digest editor were not present.

The delegates voted 98% not to qualify at next year's world tournament. They also voted to allow all by-law proposals to appear before the convention.

Earl Winston is to head a committee to standardize tournament classification nationwide.

The delegates voted not to fund prize money to special tournaments.

P.D. Riley, Kathy Harrison, the Ohio Horseshoe Pitchers association, the Western Pennsylvania association, Ellis Cobb, and Bernard Herfurth received special awards from the NHPA. Debbie Michaud and Don Titcomb put on mini clinics on how to pitch horseshoes.

Wally Shipley was re-elected president, Leo McGrath was re-elected as 1st Vice President, and Earl Winston was re-elected as 3rd Vice-President.

Meeting was declared adjourned.

1981 STATE OFFICERS MEETING

By Donnie Roberts


The state officers met on Tuesday, August 4 at Preimesberger Arena in Genola, Minnesota. About 40 officers were present.

Items that were discussed were:

1. Make a separate color card for juniors in 1982.
 2. Supply a list of the dues in each state to all state secretaries.
 3. The officers proposed that all men be required to dress in the same colors and styles.
 4. The general opinion was against supplying prize money for special tournaments.
 5. No smoking on the courts was suggested.
 6. It was suggested that only sanctioned tournaments be published in the digest and that box scores be limited to the top 3 in each class.
 7. The same forms will be used in 1982 for reporting digests and memberships.
-



THE ORIGINAL DROP-FORGED PITCHING SHOE



Two tournament tested models, forged from S.A.E. specified steel, are available. Both have hardened hooks and points, and may be ordered in your choice of medium, soft, or dead soft tempers.



AS THE FIRST MANUFACTURER OF THE DROP-FORGED PITCHING SHOE, THE OHIO HORSESHOE COMPANY IS RECOGNIZED WORLD-WIDE FOR ITS HIGH QUALITY PITCHING SHOES.

For price information and to order, contact:

OHIO HORSESHOE COMPANY

P.O. Box 5801
Columbus, Ohio 43221

or
STANLEY MANKER
P.O. Box 214
Lynchburg, Ohio 45142