

The Horseshoe Pitcher's



NEWS DIGEST

Welcome to Huntsville, Alabama
HOME OF THE 1980 N.H.P.A.
WORLD HORSESHOE TOURNAMENT


GIRLS		BOYS		PERRY	2	DEUSTER		
C. PATTON	7	L. LAYTON	8	DYSON	11	RICHNER	1	B. SEIBOLD
WILLIAMS	8	KIFFE	5	LEARY	8	WILLIAMS	8	B. HANSEN
JUNIP	5	TIGLER	7	BROWN	6	SPALDING	7	FAARHAR
DEWSTER	1	LITTLE	4	PHILLIPS	2			C. STILL
RENO	5	SLAGG	8	WHITE	8	WOMEN		WINSTON
C. KRAV	4	HULLAND	4	BARRETT	7	P. NEGAARD		WALSH
KUPFER	2	DEINERD	1	BARRETT	5	D. RENO		C. DUBOIS
L. RENO	1	DEINERD	2	BROWN	4	POWER		MORRIS



SEPTEMBER, 1980

Official Publication of

THE NATIONAL HORSESHOE PITCHER'S ASSOCIATION
OF AMERICA




Pictured above are the 1980 N.H.P.A. Hall of Fame inductees. Left to Right, Bernard Herfurth, Mass.; Ray Martin, Ill. and Ralph Maddox, W. Va.

INTRODUCING . . .

The brand new Horseshoe Pitcher's Ringer Caps!

These great caps are made of cotton with 4 nylon mesh panels and are fully adjustable. Comes in bright colors of either Red and White or Blue and White.



The colorful horseshoe and peg design lets everyone know . . .

**YOUR A HORSESHOE
PITCHER!!!**

To order your cap(s) NOW . .

Just send \$5 plus \$1 for postage & handling with your name, address and zip code to:

(Don't forget to specify the color you want.)



60 East 42nd Street • Suite 625
New York, NY 10017

THE HORSESHOE PITCHER'S NEWS DIGEST is published on the 5th of each month at Aurora, Illinois, U.S.A. by the National Horseshoe Pitcher's Association of America. Editorial office, P. O. Box 1606, Aurora, Illinois 60507. Phone: 312 - 898-3974. Subscription rate is \$6.00 per year in advance. NHPA membership cards are available through each state secretary for \$5.00 plus any state association dues. Forms close on the 10th day of each month preceding date of issue. Advertising rates on request. F. Ellis Cobb, Editor.

NATIONAL OFFICERS

Wally Shipley, 500 S. LaVeta Circle, Apt. 42, Orange, Calif. 92668President
 Leo McGrath, 1937 Lawn Ave., Cincinnati, Ohio 452371st Vice-President
 John Rademacher, 408 No. Pevetty Dr., Plant City, Fla. 335662nd Vice-President
 Earl Winston, Route 1, LaMonte, Mo. 653373rd Vice-President
 Bonnie Siebold, 1043 Grayson Ave., Huntington, Ind. 467504th Vice-President
 Donnie Roberts, Rte. 5., Lucasville, Ohio 45648 Ph. 614 - 289-4101 Secretary-Treasurer
 Claude White, Jr., 68 Stockton, Pl., E. Orange, N.J. 07017Chairman, Reg. Dir.

WALTER RAY WILLIAMS REGAINS WORLD RINGER TITLE

Walter Ray Williams of Chino, California came back strong this year at Huntsville, Alabama to lead the way to his second World championship. He began his quest for the title by posting the high qualifying score of 556 points out of 200 shoes. He then continued his ringer accuracy by winning 31 straight games and posting a ringer percentage for the entire tournament of 85.7 percent. Elmer Hohl of Canada, a former world champion, was runner-up with 26 wins and 5 losses and a 79.6 ringer percentage. Carl Steinfeldt also a former world titlist, now living in Florida, took top honors in recording the high single game percentage of 92.5.

CHAMPIONSHIP CLASS

Walter Williams.....	31	0	85.7
Elmher Hohl.....	26	5	79.6
Carl Steinfeldt.....	26	5	78.5
Ralph Simon.....	26	5	77.7
Mark Seibold.....	26	5	76.3
Al Zadroga.....	26	5	75.4
Jim Knisley.....	24	7	80.4
Al Lord.....	21	10	73.0
Gary Roberts.....	18	13	73.8
Dave Hughes.....	17	14	74.1
Don Titcomb.....	17	14	73.8
Ron Simmons.....	17	14	72.7
Wilbur Kabel.....	17	14	72.4
Dan Kuchcinski.....	17	14	70.6
Joe Schultz.....	17	14	69.2
Harold Darnold.....	16	15	70.6
Jack Fahey.....	15	16	68.1
Art Tyson.....	13	18	69.6
Merlin Potts.....	12	19	69.5
Jesse Gonzales.....	12	19	66.8
Paul Day.....	11	20	67.8
John Smith.....	11	20	65.7
Roger Norwood.....	11	20	63.7
Jack O'Connor.....	10	21	67.7
Steve Hohl.....	9	22	68.7
Bob May.....	9	22	66.5
Leroy Rowe.....	8	23	64.9
Charlie Webb.....	8	23	64.5
Ken Kugler.....	8	23	63.5
Levi Miller.....	7	24	64.2
Fred Church.....	6	25	60.0
Ansil Copeland.....	4	27	62.8

COVER PICTURE. . . Shown this month is the Championship class of the Women's division at the 1980 World Tournament held at Bahan Park in Huntsville, Alabama. In the photo at random are Opal Reno of Ohio, 1980 Women's Champion, Bonnie Seibild, Inc., Ruth Hangen, N.Y., Phillis Negaard, 1979 Champion, Minnesota, Vickie Winston, Missouri, Connie Still, Ohio, Debby Michaud, Massachusetts, Kelly O'Brien, Washington, Vivian Deuster, N.Y., Terri Powell, Ill., Fran Carnahan, Pennsylvania, and Janet Walrod, Oklahoma.

NHPA PRESIDENTS MESSAGE

By Wally Shipley

CONGRATULATIONS TO ALL THE 1980 WORLD TOURNAMENT CHAMPIONS IN ALL DIVISIONS!

There were 503 entries that came to the beautiful City and State of Huntsville, Alabama. Many thanks to ALL who helped make this a successful event — qualifiers, scorekeepers, judges, groundkeepers, Donnie Roberts and his office staff, Regional Directors and Executive Council for their outstanding part.

Special thanks to Glen Wallace and his staff for their cooperation and outstanding support. They just couldn't do enough for us and the membership.

To Mayor Joe Davies and his staff, Huntsville Jaycees, Mr. and Mrs. Ose Veese, Huntsville Club, Alabama State Officers, Business and Civic leaders, we appreciate your efforts and hard work in bringing our annual event to your city.

The local television and radio coverage was great and really appreciated. CBS and NBC were on hand Sunday filming the final 3 games. I understand CBS program will be shown to the overseas Armed Forces.

On behalf of the NHPA we thank the entire city for your kind warm southern hospitality. We will look forward in seeing you again in 1982.

A bus tour of 105 people went to the Huntsville Space and Rocket Center. Sheila Roberts and myself were dressed in space suits and threw horseshoes on the simulated moon surface. Local television was on hand for the event. It was a real experience.

Much credit must be given to Bernard Herfurth as Publicity Chairman and front runner for the World Tournament. He did an outstanding endless job. . . Thanks, Bernard!

1980 PROPOSED CONSTITUTION AND BY-LAWS CHANGES

Approved by Executive Council and By-Laws Committee

(The following Constitution and By-Laws were approved by the 150 Convention Delegates).

(CHANGE) Wherever the word 'judge' is used in the Constitution and By-Laws. The word referee be substituted for it.

ADMINISTRATION

ARTICLE 2 SECTION 15 (Change)

Instead of: The following committees may be appointed, be changed to read:
"The following committees shall be appointed."

JUDICIARY

ARTICLE 3 SECTION 6 (Addition)

The duties of the Chairman of the Regional Directors are as outlined in the NHPA Guidelines for Regional Directors. The Chairman of the Regional Direc-

CONSTITUTION — (Continued)

tors shall be appointed by the NHPA President with the approval of the NHPA Executive Council for the term of two years, said appointment to be held on odd numbered years.

ARTICLE 3 SECTION 15 (New Section)

A prize committee shall consist of the entire Executive Council. Their duties shall consist of determining cash prizes and trophies to be awarded at each World Tournament, or any tournament where the NHPA is in charge. The prize list must be approved by a 5-2 vote and published in the Horseshoe Pitchers News Digest at least 60 days prior to the World Tournament or any other tournament involved.

ARTICLE 6 SECTION 2 (Change)

A senior and intermediate Tournament will be held in conjunction with the Men's Tournament.

BY LAWS**ARTICLE 2 SECTION (NEW SECTION) (Forfeits)**

In World Tournament competition the wins and losses and all statistics accumulated shall remain in the books for a pitcher who has to forfeit one or more games due to illness or any other reason. A pitcher may miss any number of games due to illness or other legitimate reasons and still be permitted to return to competition. Illness must be verified by a doctor and other reasons approved by the tournament committee. If a pitcher forfeits for an unapproved reason, the pitcher will not be allowed to return to competition and will forfeit all prize money. The NHPA officers may suspend a pitcher from future competition in World Tournaments for forfeiting without good reasons. Any person who forfeits games shall finish wherever his record puts him in the standing unless forfeits for unapproved reasons, then he finishes last.

ARTICLE 3 SECTION 1 (Change)

At the discretion of local tournament or league committees, Mixed opens or Leagues may be conducted. In these mixed events, men, women, and juniors may pitch together, at their own pitching distance, as given in Article 6 Rule 2. The mixed events must be suitably identified.

ARTICLE 5 SECTION 1 (Change)

Section 1. A membership card is a combined State-National card. To be entitled to this card and enjoy its privileges a member must pay the national dues of \$6.00 plus the amount set by his state charger. Effective for 1981 membership.

ARTICLE 5 SECTION 1 (Change)

Section 2. The annual cost for a twelve month subscription to the Horseshoe Pitcher's News Digest is \$7.00—3rd Class; \$8.00—1st Class. (Effective now and renewal subscription).

The delegates adopted and approved the proposed NHPA Standardize Score Calling Method by Ed Domey's Committee. These were published in the 1980 June issue of the News Digest. Thanks to Ed and Committee for their time and efforts.

In Bonnie Siebold's report representing the females she suggested and proposed the NHPA design and purchase female pitching shirts as an NHPA game related item. I have asked the responsible personnel to start the wheels in motion.

CONSTITUTION — (Continued)

Under New Business these items were approved by the delegates:

1. NHPA again contributed money toward Special and Invitational Tournaments as in 1979 with one change. There will be no minimum and maximum still \$1000.00. A request still must have a sponsor of \$2,500.00 to qualify for the \$1,000.00. The deadlines for applying and more details will be published in a later issue.

2. For one year only the delegates by a two-thirds vote changed Article VI Section 1 to read: "Qualifying MAY be at least 200 consecutive shoes at a World Tournament" (rather than shall). This gives the Executive Council authority to eliminate qualifying in 1981 if necessary because of a large entry. A substitute plan will be published at the earliest date in the News Digest.

Keep in mind at the 1981 Convention the Delegates can change the word May to Shall "by a two-thirds vote if they want to."

I invited Carl Steinfeldt to talk and demonstrate the art of pitching horseshoes. I think it was well-received and appreciated by the delegates. Thanks, Carl. Maybe we could hear from another top pitcher in 1981.

Huntsville was the only bid for the 1982 World Tournament. The delegates approved their \$15,000.00 offer. Congratulations, Huntsville!!!

Special awards went to Ohio Association for the largest membership in 1979. A plaque was given to Don Fales for his efforts and hard work as Regional Director of the New England States. Don resigned due to poor health. He was replaced by Pete Shepard.

Henry Wisnes of North Dakota resigned and was replaced by Jerry Black.

Thanks to Don and Henry for their efforts and support and to Pete and Jerry for accepting the appointment.

The NHPA annual \$100.00 Charity Check went to Huntsville's favorite charity — The Madison County Rescue Squad.

Election results: Secretary/Treasurer: Donnie Roberts, unopposed and re-elected. Second Vice President: John Rademacher won over Ed Domey 86-63. Fourth Vice President: Bonnie Siebold was unopposed and re-elected. Delegates casted a white ballot for both Donnie and Bonnie. Congratulations to all winners!

I am sure the Executive Council will have another successful and progressive year.

The 1980 Annual Stakes Memorial Award went to Gary Kline of Ohio. For his outstanding research as a Historian and Statistician concerning all the World Tournament results since the NHPA's first World Tournament.

Special Achievement awards went to Ed Yankowski of Wisconsin, Claude White of New Jersey, The Oregon State Association, Oklahoma State Association, Huntsville Parks and Recreation Department, and Mr. and Mrs. Ose Veeseey.

My Congratulations to all. The NHPA appreciate your fine efforts, cooperation and support in your various fields of endeavor to promote and progress our sport of horseshoes and the NHPA.

GAME RELATED ITEMS AND NEWS DIGEST

First of all — please understand I am not casting stones or reflections on the present personnel involved.

In my opinion, the time has come when the NHPA needs and must have ready an alternate plan of operating these two functions. In the event any one of these people could not perform their duties for whatever reason.

A change would be confusing enough with an alternate plan — let alone no plan at all.

As I have stated before, the NHPA has grown into "Big Business" and you, as its members, need to realize this. As we continue to grow, all our functions and operations grow and become more complex and time consuming.

So, in some functions, we need to make changes or be ready to implement changes in order to be efficient, competitive and to run the NHPA in the black and not at a loss.

RELATED ITEMS — (Continued)

Donnie and I have had conversations on these two functions. However, I have not taken it to the council as yet.

News Digest: If Ellis could not perform as our editor, we would need an alternative plan to get the magazine printed as soon as possible.

Hopefully, an NHPA member would be interested in the duties. Maybe someone who is in the printing business. In my opinion, it would be easier if the person knows our sport and understands printing.

When a change is necessary, keep in mind the costs will probably sky rocket. At the present, Ellis's company gives us a very good price. Besides, Ellis and his wife now stuff the envelope for mailing.

Anyone interested in being the future editor or has other suggestions, please write to me after the WORLD TOURNAMENT.

Game Related Items: As a suggestion, why couldn't someone else handle our merchandise as indoor court facilities or even use another company.

At present, we can't compete on price. These other outlets can buy from almost anyone cheaper than from us.

Our biggest sale is at the World Tournament — from which we get little profit.

If we had a buyer to do our purchasing, we could put our items in the hands of clubs all over the nation at a price they couldn't beat.

We need to give indoor facilities and clubs a chance to make some money off our merchandise.

What I am saying is turn this function over to someone else and let the NHPA get a percentage of the profits; with the understanding any new merchandise for horseshoes must be endorsed and approved by the NHPA Executive Council.

We will not be discussing this today. I just wanted you to know I will be asking the council to consider an alternate plan for these operations. Anyone having some thoughts or suggestions, please write to me after the World Tournament.

In closing, I want to extend my thanks to everyone for their efforts and cooperation and support since the 1979 World Tournament. My sincere and special thanks to the following:

With your continued support, I am confident that Horseshoes and the NHPA will continue to progress during the coming year.

YOUR PRESIDENT'S MEMORANDUM

First: As most of you know, we have two members who are publishing two additional books concerning our sport.

Gary Kline — *Highlights and Stats on all the World Tournaments.*

Ottie Reno — *His 3rd Edition. This one titled, "Who's Who in Horseshoes?"*

On behalf of Horseshoes and the NHPA, congratulations and thanks to you both for your contributions to our sport.

I received a very heart-warming letter before I came to Huntsville:

Dear Friends:

It is a pleasure to send my greetings to this 1980 World Horseshoe Tournament in Alabama. North Carolina enjoyed hosting the event last year in Statesville, and I am sure this year's contest will be outstanding again.

Horseshoe pitching is a great sport for the entire family and is very invigorating. I am proud of you for keeping this sport alive in our state and throughout the nation.

Best wishes for an outstanding tournament. My warmest personal regards.

Sincerely,
James B. Hunt, Jr., Governor

1. WALTER RAY WILLIAMS, JR., Calif. — Qual. 556

Opponent	Score	R	SP	%
Church	52-7	41	52	78.8
Day	53-21	64	78	82.0
Miller	51-11	47	52	90.3
May	50-22	38	50	76.0
Copeland	51-10	34	40	85.0
Norwood	51-7	33	36	91.6
S. Hohl	50-34	77	94	81.9
Rowe	51-13	46	52	88.4
Kabel	51-13	52	60	86.7
Lord	51-8	48	54	88.8
Smith	51-4	31	34	91.1
Webb	51-18	45	54	83.3
Robert	52-6	62	68	91.1
Kugler	51-7	35	42	83.3
Darnold	55-11	75	82	91.4
Tyson	52-18	57	70	81.4
Gonzales	51-9	45	52	86.5
Schultz	51-11	65	76	85.5
O'Conner	53-13	45	54	83.3
Potts	50-25	76	90	84.4
Fahey	55-14	54	62	87.0
Kuchinski	51-7	42	48	87.5
Hughes	52-26	75	98	83.3
Titcomb	51-41	66	84	78.5
Simmons	50-15	65	74	87.8
Seibold	50-10	69	76	90.8
Zadropa	51-21	75	84	89.2
Steinfeldt	52-14	69	76	90.7
E. Hohl	50-6	61	68	89.7
Simon	50-26	70	88	79.5
Knisley	52-19	70	80	87.5
Total		1732	2020	85.7

2. ELMER HOHL, Canada — Qual. 530

Opponent	Score	R	S	R%
S. Hohl	50-20	48	64	75.0
Rowe	54-29	57	72	79.1
Copeland	50-20	63	78	80.7
Norwood	55-42	68	88	77.3
Miller	55-11	41	48	85.4
May	51-21	45	54	83.3
Church	51-9	63	72	87.5
P. Day	51-33	40	54	74.0
Darnold	48-50	62	86	72.0
Tyson	48-52	97	122	79.5
Roberts	52-16	71	80	88.7
Kugler	50-25	52	68	76.4
Smith	50-23	62	76	81.5
Webb	52-25	57	68	83.8
Kabel	52-30	64	86	74.4
Lord	50-33	66	84	78.5
Potis	50-35	97	116	83.6
O'Conner	52-38	66	84	78.5
Schultz	52-24	74	92	80.4
Gonzales	50-21	59	70	84.2
Titcomb	52-38	80	100	80.0
Hughes	51-9	44	50	88.0
Kuchinski	51-42	76	94	80.8
Fahey	47-53	60	86	69.7
Steinfeldt	52-49	103	122	84.4
Zadropa	55-27	54	68	79.4
Seibold	40-52	63	84	75.0
Simmons	50-40	61	80	76.2
Williams	6-50	48	68	70.5
Knisley	52-36	64	80	80.0
Simon	50-12	47	56	83.9
Total		1952	2450	79.6

3. CARL F. STEINFELDT, Fla. — Qual. 539

Opponent	Score	R	SP	%
P. Day	50-33	45	64	70.3
Church	52-34	35	54	64.8
B. May	54-7	63	68	92.6
L. Miller	50-33	53	74	71.6
R. Norwood	52-7	35	40	87.5
Copeland	50-24	52	68	76.4
Rowe	55-20	47	64	73.4
S. Hohl	51-16	53	62	85.4
Lord	26-52	45	68	66.1
Kabel	24-52	59	82	71.9
Webb	50-15	41	52	78.8
J. Smith	52-10	47	52	90.3
Kugler	55-33	51	64	79.6
G. Roberts	51-45	108	130	83.0
Tyson	52-9	58	62	83.8
Darnold	52-27	71	90	78.8
Fahey	51-46	68	92	73.9
Kuchinski	52-34	57	74	77.0
Hughes	52-44	88	110	86.0
Titcomb	52-29	75	88	85.2
Gonzales	52-42	79	98	80.6
Schultz	53-17	62	72	86.1
O'Conner	51-20	46	60	76.6
Potts	54-32	54	70	77.1
Hohl	49-52	102	122	83.6
Simon	50-31	50	72	69.4
Knisley	52-36	100	118	84.7
Williams	14-52	56	76	73.6
Simmons	51-23	50	68	73.5
Seiboldt	51-41	97	122	79.5
Zadropa	33-52	36	60	60.0
Total		1883	2396	78.5

4. RALPH J. SIMON, Ia. — Qual. 544

Opponent	Score	R	SP	%
Rowe	54-30	70	88	79.54
S. Hohl	52-21	37	46	80.4
R. Norwood	52-27	52	66	78.8
A. Copeland	51-39	56	74	75.6
May	56-9	50	56	89.2
Miller	51-11	51	60	85.0
P. Day	50-17	45	60	75.0
Church	52-34	45	66	68.1
Tyson	50-37	67	82	81.7
Darnold	51-41	69	88	78.8
Kugler	52-25	56	72	77.8
G. Roberts	54-34	57	74	77.0
Webb	50-16	51	60	85.0
Smith	50-26	51	64	79.6
Lord	51-32	64	80	80.0
Kabel	52-17	54	62	87.0
O'Conner	51-31	43	64	67.1
Potts	52-27	64	82	78.0
Gonzales	52-39	68	84	80.9
Schultz	51-31	70	90	77.7
Hughes	50-32	88	108	81.4
Titcomb	50-37	90	108	83.3
Fahey	55-10	32	42	76.2
Kuchinski	52-22	58	70	82.8
Zadropa	35-52	67	94	71.2
Steinfeldt	31-50	46	72	63.8
Simmons	52-28	57	70	81.4
Seibold	51-43	90	108	83.3
Knisley	18-50	44	66	66.6
Williams	26-50	62	88	70.4
Hohl, E.	12-50	34	56	60.7
Total		1788	2300	77.7

5. MARK C. SEIBOLD, Ind. — Qual. DFC

6. ALBERT ZADROGA, Penn. — Qual. 547

Opponent	Score	R	SP	%
B. May	53-22	41	56	73.2
L. Miller	55- 9	47	56	83.9
P. Day	51-34	66	84	78.5
Church	51- 2	30	36	83.3
Rowe	50-28	39	56	69.6
S. Hohl	52-43	50	72	69.6
Norwood	50-22	44	58	75.8
Copeland	52-41	53	74	71.6
Webb	52-40	62	86	72.0
Smith	51-10	37	44	84.1
Lord	28-51	54	74	72.9
Kabel	31-51	37	60	61.6
Tyson	53-25	73	90	81.1
Darnold	50-24	64	86	74.4
Kugler	51-35	38	58	65.5
Roberts	52-23	57	68	83.8
Hughes	53-38	73	96	76.0
Titcomb	50-34	100	116	86.2
Fahey	51-21	65	80	81.2
Kuchinski	50-24	54	74	72.9
O'Conner	50-29	51	74	68.9
Potts	52-18	59	68	86.7
Seibold	50-43	67	92	72.8
Schultz	50-38	68	90	75.5
Knisley	50-19	64	74	86.4
Williams	10-50	56	76	73.7
Hohl	52-40	67	84	79.7
Simon	43-51	88	108	81.4
Zadroga	50-19	37	46	80.4
Steinfeldt	41-51	94	122	77.0
Simmons	50-35	41	62	66.1
Total		1776	2326	76.3

Opponent	Score	R	SP	%
R. Norwood	50-12	34	40	85.0
A. Copeland	55-19	45	54	83.3
Rowe	51-28	55	70	78.5
S. Hohl	50-28	56	70	80.0
P. Day	43-52	73	10	73.0
Church	50-37	47	70	67.1
B. May	52-38	63	86	73.2
Miller	53-46	85	106	80.1
Kugler	50-41	68	94	72.3
G. Roberts	51-46	76	100	76.0
Tyson	51-44	78	102	76.4
Darnold	50-19	56	70	80.0
Lord	39-52	45	72	62.5
Kabel	51-41	94	112	83.9
Webb	52-38	65	86	75.5
Smith	50-35	56	72	77.7
Kuchinski	52-42	60	78	76.9
Fahey	51-37	75	94	79.7
Titcomb	50-44	65	88	73.8
Hughes	50-32	60	78	76.9
Schultz	55-37	64	86	74.4
Gonzales	50-21	55	74	74.3
Potts	52-45	59	86	68.6
O'Connors	52-36	62	80	77.5
Simon	52-35	73	94	77.6
Hohl	27-55	44	68	64.7
Williams	21-51	64	84	76.1
Knisley	52-44	76	100	76.0
Seibold	19-50	27	46	58.6
Simmons	53-11	38	46	82.6
Steinfeldt	52-33	43	60	71.6
Total		1861	2466	75.4

7. JAMES A. KNISLEY, Ohio — Qual. 550

8. ALBERT LORD, Maine — Qual. 474

Opponent	Score	R	SP	%
L. Miller	50-8	48	54	88.9
B. May	50-27	45	60	75.0
F. Church	50-10	42	48	87.5
P. Day	50-37	55	74	74.3
S. Hohl	51-30	66	82	80
Rowe	52-12	43	50	86
Copeland	54- 5	52	60	86.6
Norwood	52-25	64	76	84.2
Smith	52-10	62	68	91.1
Webb	53-29	72	86	83.7
Kabel	53-35	85	100	85.0
Lord	51-11	58	66	87.8
Darnold	50-31	67	82	81.8
Tyson	50-37	62	82	75.6
Roberts	54-29	70	82	85.3
Kugler	50-22	52	72	77.7
Schultz	52-11	37	50	74.0
Gonzales	52-11	53	64	82.8
Potts	50-20	52	68	76.4
O'Conner	52-19	56	64	87.5
Kuchinski	52-20	53	62	85.4
Fahey	50-25	46	60	76.6
Titcomb	38-51	71	94	75.5
Hughes	37-50	71	94	75.5
Seibold	19-50	54	74	72.9
Simmons	50-31	69	80	86.2
Steinfeldt	36-52	98	118	83.0
Zadroga	44-52	73	100	73.0
Simon	50-18	54	66	81.8
E. Hohl	36-52	58	80	72.5
Williams	19-52	59	80	73.7
Total		1847	2296	80.4

Opponent	Score	R	SP	%
Schultz	39-50	50	74	67.5
Titcomb	19-52	64	86	74.4
Fahey	27-50	51	74	68.9
O'Conner	37-51	57	84	67.8
Simmons	50-34	63	78	80.7
Gonzales	52-30	61	82	74.3
Hughes	25-53	72	102	70.5
Potts	51-44	83	106	70.5
Steinfeldt	52-26	53	68	77.9
Williams	8-51	33	54	61.1
Seibold	51-28	61	74	82.4
Knisley	11-51	45	66	68.1
Zadroga	52-39	49	72	68.0
Kuchinski	51-36	49	68	72.0
Simon	32-51	58	80	72.5
Hohl, E.	33-50	61	84	72.6
May	52-41	58	82	70.7
Church	50-35	47	66	71.2
Copeland	51-18	54	76	71.0
Hohl, S.	51-36	54	76	71.0
Rowe	50-37	51	68	75.0
Smith	52-14	41	52	78.8
Miller	47-50	69	96	71.8
Kugler	50-28	40	56	71.4
Norwood	52-36	51	76	67.1
Webb	51-13	36	42	85.7
Day	50-44	60	82	73.1
Tyson	52-45	66	86	76.7
Darnold	54-41	58	80	72.5
Roberts	53-38	73	98	74.4
Kabel	50-18	51	66	77.2
Total		1719	2354	73.0

9. GARY B. ROBERTS, Ohio — Qual. 526

Opponent	Score	R	SP	%
Gonzales	43-50	42	70	60.0
Simmons	55-44	86	110	78.1
Potts	46-54	60	88	68.1
Hughes	51-32	44	64	68.7
Titcomb	36-51	75	98	76.5
Schultz	55-16	34	48	70.8
O'Connor	50-23	51	68	75.0
Fahey	51-18	42	62	67.7
Kuchcinski	52-37	67	84	79.7
Zadroga	46-51	74	100	74.0
Hohl, E.	16-52	59	80	73.7
Simon	34-54	51	74	68.9
Williams	6-52	48	68	70.5
Steinfeldt	45-51	107	130	82.3
Knisley	29-54	61	82	74.3
Seibold	23-52	47	68	69.1
Copeland	50-35	68	96	70.8
Hohl, S.	50-26	56	68	82.3
May	51-47	66	90	73.3
Church	53-15	37	48	77.0
Miller	50-45	42	66	63.6
Kugler	52-21	49	58	84.4
Rowe	25-51	67	94	71.2
Smith	51-21	38	50	76.0
Day	52-42	69	92	75.0
Tyson	51-37	78	98	79.5
Norwood	50-28	47	66	71.2
Webb	50-15	40	48	83.3
Kabel	36-52	51	74	68.9
Lord	38-52	70	98	71.4
Darnold	50-26	56	72	77.7
Total		1782	2412	73.8

10. Dave Hughes, Minn. — Qual.490

Opponent	Score	R	SP	%
A. Tyson	50-15	44	56	78.5
H. Darnold	50-43	74	94	78.7
K. Kugler	51- 3	32	42	76.1
G. Roberts	32-51	38	64	59.3
Webb	51-38	61	90	67.7
Smith	51-34	41	68	60.2
Lord	53-25	80	102	78.4
Kabel	52-29	90	108	83.3
Rowe	37-52	57	82	69.5
S. Hohl	27-52	34	62	54.8
Norwood	43-51	83	108	76.8
Copeland	51-16	42	52	80.7
May	50- 9	36	42	85.7
L. Miller	50-20	65	76	85.5
P. Day	23-53	36	54	66.6
Church	51-27	36	54	66.6
Seibold	38-53	70	96	72.9
Simmons	25-53	83	108	76.9
Steinfeldt	44-52	86	110	78.1
Zadroga	32-50	55	78	70.5
Simon	32-50	84	108	77.7
F. Hohl	9-51	31	50	62.0
Williams	26-52	67	90	74.4
Knisley	50-37	76	94	80.8
Schultz	33-52	73	100	73.0
Gonzales	52-16	42	56	75.0
Potts	51-49	71	88	80.6
O'Connor	50-35	59	80	73.7
Kuchinski	52-29	50	64	78.1
Fahey	54-16	42	54	77.7
Titcomb	39-52	40	60	66.
Total		1773	2392	74.1

11. DON H. TITCOMB, Calif. — Qual. 502

Opponent	Score	R	SP	%
Kabel	43-50	48	74	64.8
A. Lord	52-19	74	86	86.0
Smith	51-48	65	90	72.2
Webb	52-28	39	52	75.0
Roberts	51-36	80	98	81.6
Kugler	51-18	51	64	79.6
Darnold	27-50	50	74	66.2
Tyson	9-55	21	46	73.9
Church	51-19	49	66	74.2
P. Day	40-50	62	98	63.2
Miller	14-55	33	60	55.0
May	52-37	60	84	71.4
Copeland	51-16	43	56	76.7
Norwood	52-26	63	78	80.7
S. Hohl	50-24	61	76	80.3
Rowe	50-25	43	64	67.1
Simmons	37-52	40	66	60.6
Seibold	34-50	94	116	81.0
Zadroga	44-50	62	88	70.4
Steinfeldt	29-52	67	88	76.1
E. Hohl	38-52	75	100	75.0
R. Simon	37-50	87	108	80.5
Knisley	51-38	75	94	73.7
Williams	41-51	61	84	72.6
Gonzales	51-29	47	64	73.4
Schultz	35-54	61	86	70.9
O'Connor	51-41	57	76	75.0
Potts	50-23	47	62	75.8
Fahey	52-21	59	78	75.6
Kuchinski	43-51	58	82	70.7
Hughes	52-39	43	60	71.6
Total		1775	2404	73.8

12. RON H. SIMMONS, Calif. — Qual. 527

Opponent	Score	R	SP	%
Kugler	45-55	53	76	69.7
Roberts	44-55	86	110	78.1
A. Tyson	50-42	51	78	65.3
Darnold	52-12	37	42	88.1
Lord	34-50	58	78	74.3
Kabel	32-50	71	94	75.5
Webb	51-23	48	64	75.0
Smith	51-43	58	86	67.4
Norwood	52-26	37	52	71.1
Copeland	50-25	48	62	77.4
Rowe	51-24	59	76	77.6
S. Hohl	52-42	80	106	75.4
P. Day	52-34	62	84	73.8
Church	51-32	37	54	68.5
May	50-26	57	70	81.4
Miller	19-50	33	56	58.9
Titcomb	52-37	46	66	69.6
Hughes	53-25	92	108	85.2
Kuchinski	50-23	47	64	73.4
Fahey	51-25	59	70	84.2
Potts	52-22	53	72	73.6
O'Connor	51-26	61	78	78.2
Schultz	49-50	66	96	68.7
Gonzales	42-50	52	78	66.6
Williams	15-50	53	74	71.6
Knisley	31-50	61	84	72.6
Simon	28-52	48	70	68.6
E. Hohl	40-50	59	80	73.7
Steinfeldt	23-51	42	68	61.7
Zadroga	11-53	24	46	52.1
Seibold	35-50	39	62	62.9
Total		1677	2304	72.7

13. WILBUR KABEL, Ohio — Qual. 476

Opponent	Score	R	SP	%
Titcomb	50-43	49	74	66.2
Schultz	38-52	57	84	67.8
O'Connor	50-31	60	78	76.9
Fahey	50- 8	35	42	83.3
Gonzales	33-55	40	64	62.5
Simmons	50-32	75	94	79.7
Potts	48-50	51	86	59.3
Hughes	29-52	82	108	75.9
Williams	13-51	40	60	66.6
Steinfeldt	52-24	68	82	82.9
Knisley	35-53	79	100	79.0
Seibold	51-31	43	60	71.6
Kuchcinski	51-44	83	104	79.8
Zadroga	41-51	91	112	81.2
Hohle, E.	30-52	56	86	65.1
Simon	17-52	42	62	67.7
Church	48-52	61	90	67.7
May	32-52	41	68	60.2
Hohl, S.	50-38	61	78	78.2
Copeland	50-19	48	64	75.0
Smith	51-10	42	54	77.7
Rowe	52-14	38	50	76.0
Kugler	50-10	35	42	83.3
Miller	50-26	52	72	72.2
Webb	52-32	57	80	71.2
Norwood	47-50	48	68	70.5
Tyson	52-42	59	76	77.6
Day	51-48	53	78	67.9
Roberts	52-36	56	74	75.6
Darnold	39-51	44	72	61.1
Lord	18-50	41	66	62.1
Total		1687	2328	72.4

14. DAN P. KUCHCINSKI, Ind. — Qual. 524

Opponent	Score	R	SP	%
Copeland	50-20	40	58	68.9
Norwood	50-41	52	76	68.4
S. Hohl	50-15	49	62	79.0
L. Rowe	52-46	62	90	68.9
Church	52-12	39	52	75.0
P. Day	51-43	59	82	71.9
Miller	52-17	50	66	75.7
B. May	51-21	50	68	73.5
Roberts	37-52	61	84	72.6
Kugler	51-42	59	84	70.2
Darnold	38-51	59	84	70.2
Tyson	50-49	76	106	71.6
Kabel	44-51	81	104	77.8
Lord	36-51	44	68	64.7
Smith	46-54	50	84	59.5
Webb	52-24	50	66	75.7
Zadroga	42-52	56	78	71.7
Steinfeldt	34-52	50	74	67.5
Simmons	23-50	39	64	60.9
Siebold	24-50	45	74	60.8
Knisley	20-52	42	62	67.7
Williams	7-51	26	48	54.1
E. Hohl	42-51	73	94	77.6
Simon	22-52	49	70	70.0
O'Connor	51-13	46	54	85.1
Potts	52-44	52	80	65.0
Gonzales	51-13	34	42	80.9
Schultz	52-10	52	64	81.2
Hughes	29-52	42	64	65.6
Titcomb	51-43	58	82	70.7
Fahey	53-31	51	74	68.9
Total		1596	2258	70.68

15. JOSEPH F. SCHULTZ, JR., New York — Qual. 506

Opponent	Score	R	SP	%
A. Lord	50-39	53	74	71.6
W. Kabel	52-38	62	84	73.8
C. Webb	22-55	37	54	68.5
J. Smith	50-42	55	82	67.0
K. Kugler	51-25	40	56	71.4
Roberts	16-55	22	48	45.8
Tyson	52-39	42	64	65.6
Darnold	23-51	33	58	56.9
Day	49-54	71	98	72.4
Church	50- 7	28	36	77.8
May	52-34	44	60	73.3
Miller	50-45	43	76	56.5
Norwood	34-54	33	56	58.9
Copeland	51-42	67	96	69.8
Rowe	43-51	53	88	60.2
S. Hohl	53-48	58	82	70.7
Knisley	11-52	25	50	50.0
Williams	11-51	52	76	68.4
E. Hohl	24-52	65	92	70.6
Simon	31-51	66	90	73.3
Zadroga	37-55	56	86	65.1
Steinfeldt	19-53	51	72	70.8
Simmons	50-49	66	69	68.7
Seibold	38-50	64	90	71.1
Titcomb	51-35	67	86	77.9
Hughes	52-33	79	100	79.0
Fahey	51-11	51	62	82.2
Kuchcinski	10-52	40	64	62.5
O'Conner	51-29	45	62	72.5
Potts	50-34	55	76	72.3
Gonzales	51-15	55	66	83.3
Total		1578	2280	69.2

16. HAROLD DARNOLD, Ia. — Qual. 516

Opponent	Score	R	SP	%
Potts	54-22	44	56	78.5
Hughes	43-50	72	94	76.5
Gonzales	55-17	52	68	76.4
Simmons	12-52	24	42	57.1
O'Connor	49-50	64	88	72.7
Fahey	53-25	44	62	70.9
Titcomb	50-27	57	74	77.0
Schultz	51-23	41	58	70.6
Hohl, E.	50-48	62	86	72.0
Simon	41-51	66	88	75.0
Kuchcinski	52-38	63	84	75.0
Zadroga	19-50	44	70	62.8
Knisley	31-50	60	82	73.1
Seibold	24-50	56	86	65.1
Williams	11-55	60	82	73.1
Steinfeldt	27-52	62	90	68.8
Hohl, S.	50-32	66	86	76.6
Copeland	50-35	70	94	74.4
Church	50-27	44	66	66.6
May	42-50	54	78	69.2
Kugler	27-51	45	68	66.1
Miller	50-13	41	56	73.2
Smith	51-45	68	92	73.9
Rowe	51-32	30	46	65.2
Tyson	55-20	40	52	76.9
Day	54-11	41	54	75.9
Webb	40-50	38	70	54.2
Norwood	47-52	39	64	60.9
Lord	41-54	53	80	66.2
Kabel	51-39	49	72	68.0
Roberts	26-50	47	72	65.2
Total		1596	2260	70.6

17. JACK M. FAHEY, Ky. — Qual. 528

Opponent	Score	R	SP	%
Webb	50-20	38	52	73.0
Smith	50-30	60	86	69.7
Lord	50-27	58	74	78.3
W. Kabel	8-50	35	42	83.3
Tyson	4-50	42	64	65.6
Darnold	25-53	35	62	56.4
Kugler	51-27	48	66	72.7
Roberts	18-51	33	62	53.2
May	45-55	50	80	61.0
Miller	50-37	64	88	72.7
Day	50-32	58	78	74.3
Church	50-48	71	98	72.4
Rowe	50-30	50	66	75.7
S. Hohl	51-22	47	62	75.8
Norwood	50-12	38	52	73.0
Copeland	50- 3	39	44	88.6
Steinfeldt	46-51	66	92	71.1
Zadroga	37-51	70	94	74.4
Seibold	21-51	56	80	70.0
Simmons	25-51	50	70	71.4
Williams	14-55	40	62	64.5
Knisley	25-50	38	60	63.3
Simon	10-55	18	42	42.8
E. Hohl	53-47	61	86	70.9
Potts	50-44	57	82	69.5
O'Conner	54-19	31	60	51.6
Schultz	11-51	38	62	61.2
Gonzales	52-38	44	70	62.8
Titcomb	21-52	51	78	65.4
Hughes	16-54	30	54	55.5
Kuchinski	31-53	46	74	62.1
Total	1462	2146	68.1	

18. ART TYSON, NY — Qual. 512

Opponent	Score	R	SP	%
Hughes	15-50	32	56	57.1
Potts	39-52	64	94	68.0
Simmons	42-50	49	78	62.8
Gonzales	27-50	43	74	58.1
Fahey	50- 4	56	64	87.5
O'Conner	52-34	65	86	75.5
Schultz	39-52	38	64	59.3
Titcomb	55- 9	34	46	73.9
Simon	37-50	63	82	76.8
Hohl, E.	52-48	98	122	80.3
Zadroga	44-51	75	102	73.5
Kuchinski	49-50	78	106	73.5
Seibold	25-53	64	90	71.1
Knisley	37-50	56	82	68.2
Steinfeldt	9-52	39	62	62.9
Williams	18-52	44	70	62.8
Rowe	37-50	64	90	71.1
Smith	52-31	68	88	77.2
Miller	52-41	59	86	68.6
Kugler	51-43	59	84	70.2
May	51-18	40	50	80.0
Church	50-22	39	58	67.2
Copeland	51-43	58	80	72.5
Hohl, S.	52-47	61	88	69.3
Darnold	20-55	29	52	55.7
Roberts	37-51	74	98	75.5
Kabel	42-52	55	76	72.3
Lord	45-52	63	86	73.2
Norwood	50-42	50	78	64.1
Webb	51-46	48	78	61.5
Day	14-55	23	54	42.5
Total		1688	2424	69.6

19. MERLIN W. POTTS, Kans. — Qual. 492

Opponent	Score	R	SP	%
H. Darnold	22-54	34	56	60.7
A. Tyson	52-39	68	94	72.3
G. Roberts	54-46	62	88	70.4
K. Kugler	35-51	49	74	66.2
Smith	50-35	47	70	67.1
Webb	24-52	35	66	53.0
Kabel	50-48	53	86	61.6
Lord	44-51	81	106	76.4
S. Hohl	51-38	56	82	68.2
Rowe	50-42	67	94	71.2
Copeland	52-47	60	84	71.4
Norwood	36-50	55	82	67.0
L. Miller	52-49	65	90	72.2
May	52-40	60	80	75.0
Church	50-24	42	66	63.6
Day	50-15	46	62	74.1
E. Hohl	35-50	93	116	80.2
Simon	27-52	56	82	68.2
Knisley	20-50	45	68	66.1
Williams	25-50	68	90	75.5
Simmons	22-52	44	72	61.1
Seibold	18-52	47	68	69.1
Zadroga	45-52	58	86	67.4
Steinfeldt	32-54	47	70	67.1
Fahey	44-50	55	82	67.0
Kuchinski	44-52	51	80	63.7
Hughes	49-51	70	88	79.5
Titcomb	23-50	39	62	62.9
Gonzales	31-52	46	70	65.7
Schultz	34-50	52	76	68.4
O'Conner	50-14	38	50	76.0
Total		1689	2429	69.5

20. JESSE G. GONZALES, Calif. Qual. 481

Opponent	Score	R	SP	%
G. Roberts	50-43	44	70	62.8
K. Kugler	51-41	50	76	65.7
H. Darnold	17-55	41	68	60.2
Tyson	50-27	50	74	67.5
Kabel	55-33	45	64	70.3
Lord	30-52	53	87	64.6
Smith	47-52	56	86	65.1
Webb	22-51	47	70	67.1
Copeland	39-51	44	70	62.8
Norwood	50-46	40	68	58.8
S. Hohl	52-35	47	76	75.0
Rowe	52-43	56	82	68.2
Church	52-15	50	62	80.6
P. Day	13-51	33	60	55.0
Miller	42-50	68	98	69.3
May	50-37	51	74	68.9
Williams	9-51	32	52	61.5
Knisley	11-52	40	64	62.5
Simon	39-52	64	84	76.1
E. Hohl	21-50	48	70	68.5
Steinfeldt	42-52	74	98	75.1
Zadroga	21-50	48	74	64.8
Seibold	43-50	64	92	63.5
Simmons	50-42	55	78	70.5
Titcomb	29-51	39	64	60.9
Hughes	16-52	32	56	57.1
Kuchinski	13-51	22	42	52.3
Fahey	38-52	40	70	57.1
Potts	52-31	53	70	75.7
O'Conner	53-42	63	88	71.5
Schultz	15-51	43	66	65.1
Total		1502	2248	66.8

21. PAUL DAY, Ind. — Qual. 474

Opponent	Score	R	SP	%
Steinfeldt	33-50	40	64	62.5
Williams	21-53	54	78	69.2
Seibold	34-51	59	84	70.2
Knisley	37-50	50	74	67.5
Zadroga	52-43	78	100	78.0
Kuchcinski	43-51	57	82	69.5
Simon	17-50	36	60	60.0
Hohl, E.	33-51	33	54	61.1
Schultz	54-49	72	98	73.4
Titcomb	50-40	65	88	73.8
Fahey	32-50	54	78	69.2
O'Connor	39-51	53	76	69.7
Simmons	34-52	59	84	70.2
Gonzales	51-13	46	60	76.6
Hughes	53-23	39	56	69.6
Potts	15-50	35	62	56.4
Smith	32-53	35	62	56.4
Rowe	36-50	47	68	69.1
Kugler	50-49	54	90	60.0
Miller	43-53	38	66	57.5
Church	43-52	46	80	57.5
May	50-38	70	96	72.9
Hohl, S.	20-52	34	58	58.6
Copeland	51-44	52	78	66.6
Roberts	42-52	66	92	71.7
Darnold	11-54	28	54	51.8
Lord	44-50	59	82	71.9
Kabel	48-51	51	78	65.3
Webb	52-33	53	72	73.6
Norwood	51-31	57	82	69.5
Tyson	55-14	47	54	87.0
Total		1567	2310	67.8

22. JOHN SMITH, Kans. — Qual. 499

Opponent	Score	R	SP	%
O'Connor	43-50	51	76	67.1
Fahey	30-50	54	86	62.7
Titcomb	48-51	64	90	71.1
Schultz	42-50	52	82	63.4
Potts	35-50	41	70	58.5
Hughes	34-51	36	68	52.9
Gonzales	52-47	56	86	65.1
Simmons	43-51	58	86	67.4
Knisley	10-52	48	68	70.5
Seibold	10-51	24	44	54.5
Williams	4-51	15	34	44.1
Steinfeldt	10-52	33	52	63.4
Hohl, E.	23-50	52	76	68.4
Simon	26-50	43	64	67.1
Kuchcinski	54-46	52	84	61.9
Zadroga	35-50	51	72	70.8
Day	53-32	43	62	69.3
Tyson	31-50	60	88	68.1
Norwood	53-42	66	90	73.3
Webb	55-39	51	74	68.9
Kabel	10-51	30	54	55.5
Lord	14-52	29	52	55.7
Darnold	45-51	67	92	72.8
Roberts	21-51	29	50	58.0
Copeland	51-19	45	58	77.5
Hohl, S.	41-51	53	76	69.7
May	50-19	43	58	74.1
Church	52-26	47	66	71.2
Miller	52-44	43	72	59.7
Kugler	52-44	52	78	66.6
Rowe	52-45	42	66	63.6
Total		1430	2174	65.7

23. ROGER NORWOOD, Tenn. — Qual. 494

Opponent	Score	R	SP	%
Zadroga	12-50	22	40	55.0
Kuchcinski	41-50	50	76	65.7
Simon	27-52	43	66	65.1
Hohl, E.	42-55	62	88	70.4
Steinfeldt	7-52	20	40	50.0
Williams	7-51	18	36	50.0
Seibold	22-50	34	58	58.6
Knisley	25-52	54	76	71.0
Simmons	26-52	26	52	51.9
Gonzales	46-50	40	68	58.8
Hughes	51-43	86	108	79.6
Potts	50-36	58	82	70.7
Schultz	54-34	38	56	67.8
Titcomb	26-52	53	78	67.9
Fahey	12-50	25	52	48.0
O'Connor	51-24	58	78	74.3
Kugler	39-50	44	72	61.1
Miller	54-39	36	60	60.0
Smith	42-53	60	90	66.6
Rowe	50-36	35	60	58.3
Hohl, S.	12-50	25	50	50.0
Copeland	27-51	33	56	58.9
Church	51-20	29	42	69.0
May	51-43	51	72	70.8
Lord	36-52	44	76	57.8
Kabel	50-47	49	68	72.0
Roberts	28-50	40	66	60.6
Darnold	52-47	40	64	62.5
Tyson	42-50	47	48	60.2
Day	31-51	49	82	59.7
Webb	55-34	51	82	62.1
Total		1321	2072	63.7

24. JACK O'CONNOR, Minnesota — Qual. 508

Opponent	Score	R	SP	%
J. Smith	50-43	53	76	69.7
C. Webb	52-49	73	98	74.5
W. Kabel	31-50	53	78	67.9
Lord	51-37	62	84	73.8
Darnold	50-49	64	88	72.7
Tyson	34-52	59	86	68.6
Roberts	23-50	40	68	58.8
Kugler	47-52	59	86	68.6
L. Miller	52-26	54	68	79.4
May	50-40	42	64	65.6
Church	50-31	58	82	70.7
P. Day	51-39	57	76	75.0
S. Hohl	51-18	45	58	77.5
Rowe	51-18	44	58	75.8
Copeland	31-51	42	74	56.7
Norwood	24-51	49	78	62.8
Simon	31-51	36	64	56.2
E. Hohl	38-52	60	84	71.4
Williams	13-53	31	54	57.4
Knisley	19-52	45	64	70.3
Seibold	29-50	45	74	60.8
Simmons	26-51	53	78	67.3
Steinfeldt	20-51	36	60	60.0
Zadroga	36-32	56	80	70.0
Kuchcinski	13-51	34	54	62.9
Fahey	19-54	44	66	73.3
Titcomb	41-51	54	76	71.0
Hughes	35-50	52	80	65.0
Schultz	29-51	37	62	59.6
Gonzales	42-53	59	88	67.0
Potts	14-50	27	50	54.0
Total		1523	2248	67.7

25. STEVE HOHL, Canada — Qual. 477

Opponent	Score	R	SP	%
Hohl, E.	20-50	39	64	60.9
Simon	21-52	28	46	60.8
Kuchcinski	15-50	38	62	61.2
Zadroga	28-50	48	70	68.5
Knisley	30-51	59	82	71.9
Seibold	43-52	45	72	62.5
Williams	34-50	71	94	75.5
Steinfeldt	16-51	42	62	67.4
Potts	38-51	52	82	63.4
Hughes	52-27	41	62	66.1
Gonzales	35-52	52	76	68.4
Simmons	42-52	77	106	72.6
O'Connor	18-51	34	58	58.6
Fahey	22-51	37	62	59.6
Titcomb	24-50	53	76	69.7
Schultz	48-53	57	82	69.5
Darnold	32-50	61	86	70.9
Roberts	26-50	48	68	70.5
Kabel	38-50	57	78	73.0
Lord	36-51	49	76	64.4
Norwood	50-12	38	50	76.0
Webb	50-21	55	68	80.8
Day	52-20	44	58	75.8
Tyson	47-52	60	88	68.1
Rowe	52-24	47	62	75.8
Smith	51-41	56	76	73.6
Miller	33-55	51	76	67.1
Kugler	50-22	40	54	74.0
May	29-52	41	68	60.2
Church	51-45	53	78	67.9
Copeland	51-14	36	52	69.2
Total		1509	2194	68.7

26. BOB MAY, Ind. — Qual. 774

Opponent	Score	R	SP	%
Seibold	22-53	30	56	53.5
Knisley	27-50	37	60	61.6
Steinfeldt	7-54	47	68	69.1
Williams	22-50	29	50	58.0
Simon	9-50	37	56	66.0
Hohl, E.	21-51	35	54	64.8
Zadroga	38-52	58	86	67.4
Kuchcinski	21-51	43	68	63.2
Fahey	55-45	54	80	67.5
O'Connor	40-50	40	64	62.5
Schultz	34-52	38	60	63.3
Titcomb	37-52	54	84	64.2
Hughes	9-50	23	42	54.7
Potts	40-52	56	80	70.0
Simmons	26-50	49	70	70.0
Gonzales	37-50	47	74	63.5
Lord	41-52	54	82	65.8
Kabel	52-32	48	68	70.5
Roberts	47-51	64	90	71.1
Darnold	50-42	58	78	74.3
Tyson	18-51	30	50	60.0
Day	38-50	66	96	68.7
Webb	50-23	48	62	77.4
Norwood	43-51	48	72	66.6
Kugler	52-32	53	72	73.6
Miller	52-28	40	56	71.4
Smith	19-50	32	58	55.1
Rowe	48-50	48	74	64.8
Hohl, S.	52-29	47	68	69.1
Copeland	55-21	30	50	60.0
Church	55-37	55	74	74.3
Total		1398	2102	66.5

27. LEROY ROWE, Ind. — Qual. 496

Opponent	Score	R	SP	%
Simon	30-54	62	88	70.4
Hohl, E.	29-54	49	72	68.0
Zadroga	28-51	47	70	67.1
Kuchcinski	46-52	61	90	67.7
Seibold	28-50	32	56	57.1
Knisley	12-52	30	50	60.0
Steinfeldt	20-55	37	64	57.8
Williams	13-51	33	52	63.4
Hughes	52-37	62	82	75.6
Potts	42-50	63	94	67.0
Simmons	24-51	57	76	75.0
Gonzales	43-52	52	82	63.4
Fahey	30-50	44	66	66.6
O'Connor	18-51	33	58	56.8
Schultz	51-43	56	88	63.6
Titcomb	25-50	33	64	51.5
Tyson	50-37	68	90	75.5
Day	50-36	50	68	73.5
Webb	49-52	50	82	60.9
Norwood	36-50	33	60	55.0
Lord	37-50	47	68	69.1
Kabel	14-52	26	50	52.0
Roberts	51-25	76	94	80.8
Darnold	32-51	22	46	47.8
Hohl, S.	24-52	38	62	61.2
Copeland	50-21	32	48	66.6
Church	31-51	45	78	57.6
May	50-48	48	74	64.8
Kugler	54-26	38	52	73.0
Miller	16-52	19	40	47.5
Smith	45-52	40	66	60.6
Total		1383	2130	64.9

28. CHARLIES WEBB, III. — Qual. 482

Opponent	Score	R	SP	%
Fahey	20-50	28	52	53.8
O'Connor	49-52	73	98	74.4
Schultz	55-22	37	54	68.5
Titcomb	28-52	31	52	59.6
Hughes	38-51	54	90	60.0
Potts	52-24	42	66	63.6
Simmons	23-51	40	64	62.5
Gonzales	51-22	55	70	78.5
Seibold	40-52	58	86	67.4
Knisley	29-53	64	86	74.4
Steinfeldt	15-50	31	52	59.6
Williams	18-51	35	54	64.8
Simon	16-50	40	60	66.6
Hohl, E.	25-52	48	68	70.5
Zadroga	38-52	55	86	63.9
Kuchcinski	24-52	41	66	62.1
Miller	53-38	51	76	67.1
Kugler	32-50	48	74	64.8
Rowe	52-49	51	82	62.1
Smith	39-55	43	74	58.1
Copeland	51-40	58	84	69.0
Hohl, S.	21-50	45	68	66.1
May	23-50	40	62	64.5
Church	51-44	65	94	69.1
Kabel	32-52	51	80	63.7
Lord	13-51	23	74	54.7
Darnold	50-40	42	70	60.0
Roberts	15-50	29	48	60.4
Day	33-52	46	72	63.8
Tyson	46-51	46	78	58.9
Norwood	34-55	43	82	52.4
Total		1413	2190	64.5

29. KENNETH F. KUGLER, Ohio — Qual. 488

Opponent	Score	R	SP	%
Simmons	55-45	57	76	75.0
Gonzales	41-51	46	76	60.5
Hughes	3-51	16	42	38.0
Potts	51-35	54	74	72.9
Schultz	25-51	33	56	58.9
Titcomb	18-51	40	64	62.5
Fahey	27-51	41	66	62.1
O'Connor	52-47	63	86	73.2
Zadroga	41-50	65	94	69.1
Kuchcinski	42-51	57	84	67.8
Simon	25-52	47	72	65.2
Hohl, E.	25-50	45	68	66.1
Steinfeldt	33-55	44	64	68.7
Williams	7-51	21	42	50.0
Seibold	35-51	31	58	53.4
Knisley	22-50	43	72	59.7
Norwood	50-39	47	72	65.2
Webb	50-32	54	74	72.9
Day	49-50	54	90	60.0
Tyson	43-51	55	84	65.4
Darnold	51-27	53	68	77.9
Roberts	21-52	39	58	67.2
Kabel	10-50	22	42	52.3
Lord	28-50	32	56	57.1
May	32-52	47	72	65.2
Church	31-50	41	68	60.2
Copeland	51-13	25	46	54.3
Hohl, S.	22-50	30	54	55.5
Bowe	26-54	29	52	55.7
Smith	44-52	48	78	69.5
L. Miller	50-32	36	60	58.3
Total		1315	2068	63.5

30. LEVI M. MILLER, Ohio — Qual. 479

Opponent	Score	R	SP	%
Knisley	8-50	34	54	62.9
Seibold	9-55	30	56	53.5
Williams	11-51	33	52	63.4
Steinfeldt	33-50	48	74	64.8
Hohl, E.	11-55	26	48	54.1
Simon	11-51	38	60	63.3
Kuchcinski	17-52	38	66	57.5
Zadroga	46-53	82	106	77.3
O'Connor	26-52	46	68	67.6
Fahey	37-50	58	88	65.9
Titcomb	55-14	46	60	76.6
Schultz	45-50	41	76	53.9
Potts	49-52	62	90	68.8
Hughes	20-50	55	76	72.3
Gonzales	50-42	68	98	69.3
Simmons	50-19	42	56	75.0
Webb	38-53	46	76	60.5
Norwood	39-54	32	60	53.3
Tyson	41-52	56	86	65.1
Day	53-43	43	66	65.1
Roberts	45-50	40	66	60.6
Darnold	13-50	29	56	51.7
Lord	50-47	70	96	72.9
Kabel	26-50	45	72	62.5
Church	45-51	46	78	58.9
May	28-52	33	56	58.9
Copeland	14-53	34	58	58.6
Smith	44-52	39	72	54.1
Rowe	52-16	30	40	75.0
Kugler	32-50	31	60	51.6
Total		1379	2146	64.2

31. FRED L. CHURCH, N.C. — Qual. 480

Opponent	Score	R	SP	%
Williams	7-52	27	52	51.9
Steinfeldt	34-52	30	54	55.5
Knisley	10-50	29	48	60.4
Seibold	2-51	14	36	38.8
Kuchcinski	12-52	28	52	53.8
Zadroga	37-50	42	70	60.0
Hohl, E.	9-51	49	72	68.0
Simon	34-52	40	66	60.6
Titcomb	19-51	40	66	60.6
Schultz	7-50	15	36	41.6
O'Connor	31-50	52	82	63.4
Fahey	48-50	68	98	69.3
Gonzales	15-52	38	62	61.2
Simmons	32-51	30	54	55.5
Potts	24-50	33	66	50.0
Hughes	27-51	27	54	50.0
Kabel	50-48	63	90	70.0
Lord	35-50	43	66	65.0
Darnold	27-50	36	66	54.5
Roberts	15-53	24	48	50.0
Day	52-43	48	80	60.0
Tyson	22-50	31	58	53.4
Norwood	20-51	19	42	45.2
Webb	44-51	62	94	65.9
Miller	51-45	49	78	62.8
Kugler	50-31	49	68	72.0
Rowe	51-31	52	78	66.0
Smith	26-52	38	66	57.5
Copeland	50-38	33	56	58.9
Hohl, S.	45-51	50	78	64.1
May	37-55	49	74	66.2
Total		1208	2010	60.0

32. ANSIL COPELAND, Ohio — Qual. 490

Opponent	Score	R	SP	%
Kuchcinski	20-50	31	58	53.4
Zadroga	19-55	33	54	61.1
Hohl, E.	20-50	54	78	69.2
Simon	39-51	53	74	71.6
Williams	10-51	20	40	50.0
Steinfeldt	24-50	44	68	64.7
Knisley	5-54	36	60	60.0
Seibold	41-52	50	74	67.5
Gonzales	51-39	49	70	70.0
Simmons	25-50	41	62	66.1
Potts	47-52	58	84	69.0
Hughes	16-51	31	52	59.6
Titcomb	16-51	33	56	58.9
Schultz	42-51	64	96	66.6
O'Connor	51-31	49	74	66.2
Fahey	3-50	24	44	54.5
Roberts	35-50	63	96	65.6
Darnold	35-50	67	94	71.2
Lord	18-51	4	76	57.8
Kabel	19-50	38	64	59.3
Webb	40-51	57	84	67.8
Norwood	51-27	41	56	73.2
Tyson	43-51	57	80	71.2
Day	44-51	51	78	65.3
Smith	19-51	35	58	60.3
Rowe	21-50	23	48	47.9
Kugler	13-51	15	46	32.6
Miller	53-14	47	58	81.0
Church	38-50	30	56	53.5
May	21-55	20	50	40.0
Hohl, S.	14-51	25	52	48.0
Total		1283	2040	62.8

VICTOR PRAFF WINS CLASS B WORLD TOURNAMENT

MEN'S CLASS B — FINALS

	W	L	R	SP	%
Victor Pfaff, Ind.	9	9	423	684	61.8
Charles Killgore, Missouri	8	3	508	732	69.4
Oscar Lebow, Tennessee	8	3	386	762	63.8
John Edmonds, North Carolina	7	5	482	476	64.6
Wayne Luoma, Ohio	7	3	495	768	64.5
Larry Morton, Columbus, GA	6	5	497	754	65.9
Dan Beshore, Pennsylvania	5	6	477	740	64.5
Larye Ambrose, Minnesota	5	6	471	700	60.4
Jerry Black, North Dakota	5	6	441	740	59.6
George Moon, Ohio	3	8	443	720	61.5
Ed Blum, Pennsylvania	9	9	383	686	55.8
Dale Henry, Indiana	1	10	321	640	50.2

MEN'S CLASS B — GROUP 1

Oscar Lebow, Tenn.	11	0	408	658	62.0
Dan Beshore, Pennsylvania	9	2	427	658	64.9
Larye Ambrose, Minnesota	9	2	365	632	57.8
John Edmonds, North Carolina	7	4	369	608	60.7
Brian Neff, Ohio	6	5	372	646	57.6
William Kolb, New Jersey	5	6	377	644	58.5
Willie Stephens, North Carolina	5	6	377	644	58.5
Gary Kline, Ohio	5	6	366	646	56.7
Dick Ferguson, Florida	4	7	360	660	54.5
Bill Henn, Kentucky	3	8	386	714	54.1
Louie Pottinger, Kentucky	1	10	180	474	38.0
Ed Domey, Massachusetts, Forfeit					

SPECIAL OFFER (Good thru Sept. 20, 1980)

Advance orders are being accepted for the book entitled, "The Official NHPA History of Horseshoe Pitching's World Tournaments 1909-1980 Volume I Men's Championship Division" by NHPA Historian-World Tournament Statistician, Gary T. Kline.

This is a very limited edition, approximately 350 pages of yearly stories and statistics featuring a complete career section on the World Champions with photographs.

Available in Hardcover only. Regularly \$14.95, Advance Orders \$12.95.

Find out the following:


- What year did Babe Ruth and Rogers Hornsby pitch their World Tournament exhibition?
- What is the longest winning streak of all time?
- What is the only year the Champion pitched ever game over 80%?
- What is the longest string of consecutive games over 80%?
- What year did the tournament that was, then wasn't, then was take place?
- What are the forgotten stories behind the 1915, 1921 Summer, 1923 Summer, 1929, and 1934 World events?
- When was the only time the Championship was decided in a challenge match?

These are the most detailed accounts of the World Tournaments to ever be assembled. Contains an unbelievable Statistical Section.


— *An ideal year-round gift for all Horseshoe Pitchers.* —

All advance copies of this postage paid book must be made by check or money order.

Send \$12.95 to: Gary T. Kline, 108 Calmont Farms Circle, Union, OHIO 45322



1980 Intermediate Class A pitchers: Monte Latino, champion in black shirt.



Glenn Portt, Senior champion at left with other Senior Class pitchers.

MEN'S CLASS B — GROUP 2

Wayne Luoma, Ohio.....	10	1	390	630	61.9
George Moon, Ohio.....	8	3	410	680	60.3
Dale, Henry, Indiana.....	8	3	387	690	56.1
Ed Blum, Pennsylvania.....	7	4	376	682	55.1
Andrew Nave, South Carolina.....	6	5	385	672	57.3
Bill Ungetheim, Indiana.....	6	5	410	742	55.3
Delbert Maroon, Illinois.....	6	5	402	732	54.9
Paul Scheub, Florida.....	6	5	369	684	53.9
Knute Waggonfield, Ohio.....	5	6	358	686	52.2
Walter Deuster, New York.....	2	9	341	692	49.3
Lloyd Henrikson, Minnesota.....	1	10	347	710	48.9
Don Barnes, Georgia.....	1	10	317	668	47.5

MEN'S CLASS B — GROUP 3

Victor Pfaff, Indiana.....	10	1	353	590	59.8
Larry Morton, Georgia.....	9	2	464	717	64.7
Charles Killgore, Missouri.....	8	3	383	592	64.7
Jerry Black, North Dakota.....	8	3	315	536	58.8
J.B. Fuller, North Carolina.....	6	5	367	600	61.2
Ed Severs, New Jersey.....	5	6	350	660	53.0
Phil Spiesman, Ohio.....	5	6	362	694	52.2
Jim Lane, Indiana.....	5	6	296	602	49.2
Dane Whitmer, Florida.....	4	7	360	644	55.9
Charles Stallings, Tennessee.....	4	7	328	632	51.9
Max Rosenberry, Ohio.....	2	9	280	572	49.0
Curt Over, Forfeit					

JEFF WILLIAMS TOP MAN IN MEN'S CLASS C WORLD MEET

MEN'S CLASS C — FINALS

	W	L	R	SP	%
Jeff Williams, Nebraska	5	0	182	316	57.6
Oscar Manns, Ohio	3	2	167	304	54.9
Rolly Wittlich, Illinois	2	3	181	316	57.3
Roger White, Minnesota	2	3	173	308	56.2
Dick Pelton, Michigan	2	3	141	312	45.2
Russell Gadoury, Massachusetts	1	4	193	352	54.8

MEN'S CLASS C — GROUP 1

Russell Gadoury, Massachusetts	5	0	185	314	58.9
Earl Winston, Missouri	4	1	188	282	66.7
Ottie Reno, Ohio	2	3	162	312	51.9
Charles Rhoades, Illinois	2	3	146	290	50.3
Al Ross, Canada	1	4	137	292	46.9
Willard McNeece, Illinois	1	4	127	290	43.8

MEN'S CLASS C — GROUP 2

Oscar Manns, Ohio	4	1	187	348	53.7
Earl Linkous, Virginia	3	2	191	350	54.6
Joe Douchant, Illinois	3	2	159	316	50.3
Elwyn Cooper, Missouri	2	3	171	316	54.1
Earl VanSant, Ohio	2	3	145	326	44.5
Randy Hymer, Ohio	1	4	145	328	44.2

	W	L	R	SP	%
Roger White, Minnesota	4	1	199	308	64.6
Fred Betterton, Alabama	4	1	170	292	58.2
Marion Price, Alabama	3	2	151	296	51.0
Carl Maier, Pennsylvania	2	3	165	324	50.9
Kenneth Waggoner, Ohio	1	4	190	360	52.8
Homer Cain, Oklahoma	1	4	100	260	38.5

MENS CLASS C — GROUP 4

Dick Pelton, Michigan	4	1	176	328	53.7
Ed Long, Tennessee	4	1	173	324	53.4
John Shuck, Indiana	4	1	166	344	48.3
George Lewis, Tennessee	2	3	163	310	52.6
Curley Seibold, Indiana	1	4	161	342	47.1
Donald Jones, Alabama	8	5	134	308	43.5

MEN'S CLASS C — GROUP 5

Jeff Williams, Nebraska	3	2	233	410	56.8
Stan Sobleskie, Ohio	3	2	106	336	55.4
Merle Kpeeefe, Ohio	3	2	172	328	52.4
Steven Denault, Illinois	3	2	206	404	51.0
William Riley, Florida	2	3	174	344	50.6
Jay Hoyer, Indiana	1	4	154	326	47.2

MEN'S CLASS C — GROUP 6

Rolly Wittlich, Illinois	4	1	189	310	61.0
R. Cullum, Florida	4	1	175	302	58.3
Bob Stowe, Alabama	3	2	174	310	56.1
Don Hanes, New Mexico	2	3	123	268	45.9
Joe Kuchinski, Pennsylvania	1	4	160	310	51.6
George Wilfon, Nevada	1	4	115	292	39.4

1980 CLASS D WORLD TITLE GOES TO DICK CARNAHAN

MEN'S CLASS D — FINALS

	W	L	R	SP	%
Dick Carnahan, Pennsylvania.....	4	1	172	312	55.1
Allen Withrow, West Virginia.....	3	2	137	288	47.6
Roger Potts, Kansas.....	3	2	144	312	46.2
Jim Adkerson, Tennessee.....	3	2	135	294	45.9
Lloyd Viles, Texas.....	2	3	155	314	49.4
Richard Guill, Ohio.....	0	5	103	268	38.4

MEN'S CLASS D — GROUP 1

Roger Potts, Kansas.....	4	1	190	322	59.0
Richard Hoerst, Ohio.....	4	1	206	372	55.4
Casey Danner, Pennsylvania.....	3	2	160	300	53.3
Carl Phelps, Glen Allen, Virginia.....	2	3	171	336	50.9
Jack Adams, Canada.....	1	4	169	338	50.0
Ray Littrell, North Carolina.....	1	4	148	328	45.1

MEN'S CLASS D — GROUP 2

Dick Carnahan, Pennsylvania.....	5	0	173	302	57.3
Don Walrod, Oklahoma.....	4	1	125	274	45.6
Carroll Cone, Iowa.....	3	2	150	336	44.6
John Diebert, Illinois.....	2	3	155	324	47.8
Edwin Sell, Pennsylvania.....	1	4	116	304	38.2
Doyle Derrick, Kansas.....	0	5	139	344	40.4



Pictured above are the Junior Boys' Class A pitchers



Above pictured is the Junior Girls' Class A.

MEN'S CLASS D — GROUP 3

Lloyd Viles, Texas.....	5	0	146	274	53.3
Fred Brown, Ohio.....	4	1	130	264	49.2
Robert Clark, Washington.....	3	2	158	320	49.4
Kevin Cone, Iowa.....	2	3	142	298	47.7
Philip Zozzard, New Jersey.....	1	4	85	280	30.4
Bill Whaley, Florida.....	0	5	80	272	29.4

MEN'S CLASS D — GROUP 4

Allen Withrow, West Virginia.....	4	1	148	334	44.3
George Stifel, Ohio.....	4	1	133	328	40.5
Carl Redgate, Oklahoma.....	2	3	142	342	41.5
Rex Swinson, Illinois.....	2	3	129	326	39.6
Howard Johnson, Indiana.....	2	3	128	340	37.6
Lora Pearman, Indiana.....	1	4	126	314	40.1

MEN'S CLASS D — GROUP 5

Richard Guill, Ohio.....	4	1	157	340	46.2
Don Kuchcinski, Pennsylvania.....	3	2	141	108	45.8
Bob Henderson, Indiana.....	3	2	142	318	44.7
J.W. Cox, Indiana.....	3	2	145	348	41.7
John Schlosser, Michigan.....	1	4	140	326	42.9
Jim Totten, Illinois.....	1	4	138	324	42.6

MEN'S CLASS D — GROUP 6

Jim Adkerson, Tennessee.....	4	1	142	288	49.3
Jones Reid, North Carolina.....	3	2	137	314	43.6
Jim Reed, New Jersey.....	3	2	134	314	42.7
John Brown, Ohio.....	2	3	124	282	44.0
Richard Spaller, Ohio.....	2	3	130	296	43.9
Francis Asher, Ohio.....	1	4	121	306	39.5

ED KOWATCH IN CLASS E WINNER'S CIRCLE FOR 1980**MEN'S CLASS E — FINALS**

Ed Kowatch, Indiana.....	4	1	165	320	51.6
Tom Guill, Ohio.....	4	1	156	314	49.7
David Belden, Oklahoma.....	3	2	138	294	46.9
Jim Harris, Alabama.....	2	3	141	312	45.2
Clifford Henn, Kentucky.....	1	4	129	310	41.6
Earl Noe, Ohio.....	1	4	106	274	38.7

MEN'S CLASS E — GROUP 1

Edward Kowatch, Indiana.....	4	1	132	256	51.6
Richard Frakes, Michigan.....	4	1	111	250	44.4
E.J. Benton, Florida.....	3	2	110	268	41.0
John Shelton, Tennessee.....	3	2	105	260	40.4
Brian Pfaff, Indiana.....	1	4	90	258	34.9
Bye					


MEN'S CLASS E — GROUP 2

David Belden, Oklahoma.....	5	0	141	280	58.4
Charles Roball, Pennsylvania.....	4	1	119	306	38.9
Paul Dumont, Massachusetts.....	3	2	146	324	45.1
Carl Baker, Alabama.....	2	3	145	334	43.4
Paul Swartz, Florida.....	1	4	95	270	35.2
Charles Dunlap, Ohio.....	0	5	77	282	27.3

Since 1931

GORDON

"Spin-On"



— 3 TEMPERS —

Medium With Hardened Calks

Dead Soft

Hard

Southern California Representative

JERRY SCHNEIDER

3144 W. Paso Robles Drive

ANAHEIM, CALIFORNIA 92804

714-826-0684

APPROVED BY NHPA

OFFICIAL STAKES ALSO AVAILABLE

THE QUEEN CITY FORGING CO.

233 TENNYSON STREET

CINCINNATI, OHIO 45226

MEN'S CLASS E — GROUP 3

Jim Harris, Alabama	5	0	136	314	43.3
Patrick Kluesner, Indiana	3	2	128	312	41.0
Maurice Rodocker, Ohio	3	2	138	354	39.0
Irvin Finnie, Canada	2	3	136	334	40.7
Bob Johnson, Ohio	1	4	88	258	34.1
Lyle Cline, Kentucky	1	4	104	336	31.0

MEN'S CLASS E — GROUP 4

Earl Noe, Ohio	5	0	155	334	46.4
Tom Wilkins, West Virginia	3	2	125	294	42.5
Bob Bartlett, Washington	2	3	123	312	39.4
Billy Arms, Tennessee	2	3	134	346	38.7
W.P. Sammons, Delaware	2	3	124	326	38.0
Shelby Watson, Alabama	1	4	115	320	35.9

MEN'S CLASS E — GROUP 5

Cliff Henn, Kentucky	4	1	131	300	43.7
Ray Brandon, Ohio	3	2	132	300	44.0
Jim Johnson, Alabama	3	2	135	332	40.7
Bob Williams, Michigan	2	3	133	296	44.9
George Pierson, Ohio	2	3	96	294	32.7
Buck Mann, West Virginia	1	4	114	302	37.7

MEN'S CLASS E — GROUP 6

Tom Guill, Ohio	5	0	153	316	48.4
Floyd Hix, Virginia	3	2	127	298	42.6
Edward Pratt, Ohio	3	2	124	354	35.0
Tom Durham, Nebraska	2	3	132	346	38.2
Dick Spaller, Ohio	1	4	152	362	42.0
Charles Ogline, Florida	1	4	116	304	38.2

ADDITIONAL MEN'S CLASSES

MEN'S CLASS F

George Thome, Ohio	5	0	138	326	42.3
Garland Derbyshire, Indiana	4	1	134	326	41.1
Bob Allen, Ohio	2	3	118	336	37.3
Bill Calhoun, Alabama	2	3	119	342	34.8
Willis Burge, West Virginia	1	4	131	362	36.2
Glenn Eppley, Pennsylvania	1	4	96	296	32.4

MEN'S CLASS G

Gary Garrett, North Carolina	4	1	87	222	39.2
Bob Zeis, Michigan	4	1	78	216	36.1
Leo Marth, Iowa	3	2	77	216	35.6
Bill Progan, Massachusetts	2	3	61	188	32.4
Dean Campbell, Texas	1	4	65	232	28.0
Hugh Locke, Ohio	1	4	49	190	25.8

MEN'S CLASS H

Willis Grant, Tennessee	5	0	104	214	48.6
Elvis Sheppard, Missouri	2	3	88	248	35.5
Dick Hostetler, Indiana	2	3	90	256	35.2
William Lamb, Alabama	2	3	82	283	34.5
Chuck Sample, Florida	2	3	77	232	33.2
Mark Pfaff, Indiana	2	3	77	236	32.6

MEN'S CLASS I

Willard Wilson, Tennessee	5	0	71	168	42.3
Jim Brown, Kentucky	4	1	75	204	36.8
Dennis Helton, South Carolina	3	2	75	212	35.4
Billy Barnes, Georgia	2	3	50	206	24.3
Dick Wheeler, Ohio	1	4	53	202	26.2
George Nick, Minnesota	0	5	52	228	22.8

MEN'S CLASS J

Gary Minnick, Arizona	5	0	96	278	53.9
Tom Miller, Tennessee	3	2	80	194	41.2
Bob Beldon, Oklahoma	3	2	73	180	40.6
Bill Heaton, Illinois	3	2	84	218	38.5
Joe West, Florida	1	4	60	186	32.3
Flake Dyson, North Carolina	0	5	36	156	23.1

MEN'S CLASS K

Bob Switzer, Illinois	5	0	89	202	44.1
Delbert Stewart, Ohio	4	1	81	184	44.0
Gene Corey, Alabama	2	3	77	236	32.6
Jeff Bower, Indiana	2	3	63	204	30.9
Larry Breeden, Virginia	2	3	66	234	28.2
James Hornbock, Kentucky	0	5	69	260	26.5

MEN'S CLASS L

Ose Veeseey, Alabama	4	1	89	220	40.5
Melbern Hutchison, Oklahoma	3	2	106	268	39.6
Gus Peterson, Ohio	3	2	86	224	38.4
Wayne Still, Ohio	2	3	82	222	36.9
Charlie Culver, Kentucky	2	3	87	242	36.0
Marion Rich, Tennessee	1	4	78	216	36.1

MENS CLASSES — (Continued)**MEN'S CLASS M**

Donald Nockerts, Kentucky.....	4	1	74	252	29.4
Greg Bean, Ohio.....	3	2	67	246	27.2
John Antesberger, Pennsylvania.....	3	2	60	240	25.0
Nelson Pasond, New Mexico.....	2	3	64	238	26.9
Shelby Watson, Alabama.....	2	3	60	230	26.1
Charles Myers, Ohio.....	1	4	63	258	24.4

MEN'S CLASS N

Vince Yannetti, New Jersey.....	4	1	76	232	32.8
Russell Rendell, Kansas.....	4	1	83	238	34.9
Ralph Cantrell, Alabama.....	3	2	73	220	33.2
Gary Dumont, Massachusetts.....	2	3	75	230	32.6
Jim Barnette, Virginia.....	1	4	65	240	27.1
Mike Cahill, New Mexico.....	1	4	50	208	24.0

MEN'S CLASS O

Joe Holloway, Indiana.....	5	0	44	134	32.8
Mike Buck, Iowa.....	4	1	37	104	35.6
Grant Davis, Indiana.....	3	2	25	128	19.5
Bill English, Massachusetts.....	2	3	29	150	19.3
O.E. Hall, Alabama, Forfeit					
Gene Mendenhall, Indiana, Forfeit					

MEN'S CLASS P

Walt Pierce, Ohio.....	6	0	93	250	37.2
Moses Smith, Michigan.....	4	2	99	280	35.4
Joey Lee, Alabama.....	2	4	70	266	26.3
Jackie Thompson, Alabama.....	0	6	62	264	23.5
Larry Tunin, Indiana, Forfeit					
Bill Hart, Alabama, Forfeit					

MEN'S CLASS Q

Paul Gibson, Illinois.....	5	0	67	210	31.9
Charles Singleton, Kentucky.....	3	2	59	232	25.4
Henry Mathis, Georgia.....	3	2	56	250	22.4
W.G. Milam, Alabama.....	2	3	53	230	23.0
Jim Danner, Pennsylvania.....	1	4	60	226	26.5
Bob Harris, Florida.....	1	4	32	212	15.1

MEN'S CLASS R

Glen Carpenter, Tennessee.....	5	0	61	222	27.5
Clarence Deibert, Illinois.....	4	1	57	236	24.2
Winfield Weinbert, Indiana.....	3	2	64	254	25.2
Charles Clark, West Virginia.....	1	4	45	234	19.2
Leo Oulette, New York.....	1	4	41	230	17.8
Walter Williams, Sr., California.....	1	4	31	244	12.7

MEN'S CLASS S

Carl Rector, Alabama.....	4	1	81	230	35.2
Max Gunyon, Indiana.....	3	2	87	282	30.9
Bob Snider, Kentucky.....	3	2	60	210	28.6
Gordon Sams, Indiana.....	2	3	76	240	31.7
Paul Voelker, Kansas.....	2	3	78	256	30.5
Frank Bell, Alabama.....	1	4	54	246	22.0

MEN'S CLASSES — (Continued)**MEN'S CLASS T**

	W	L	R	SP	%
Junior Hair, Tennessee.....	4	1	81	244	33.2
Leo Workman, Virginia.....	3	2	69	252	27.4
T. Byram, Alabama.....	3	2	64	246	26.8
Randall Carpenter, Tennessee.....	2	3	68	268	25.4
Bob Scales, Oklahoma.....	2	3	51	218	23.4
Joe Coughlin, Alabama.....	1	4	54	256	21.1

MEN'S CLASS U

Charles Sutton, Alabama.....	4	1	68	270	25.2
Kenny Dones, Kentucky.....	4	1	65	282	23.0
Rusty Arms, Tennessee.....	2	3	51	292	17.5
Rex Seymour, Alabama.....	2	3	50	298	16.8
Bill Coggin, Alabama.....	2	3	39	292	13.4
Bob Hogan, Alabama.....	1	4	46	274	16.8

MEN'S CLASS V

Littrell, Marshall, North Carolina.....	4	1	49	196	25.0
Bob Gentry, Ohio.....	4	1	47	190	24.7
Bill Wimberly, Alabama.....	3	2	51	216	23.6
Jewel Pettie, Alabama.....	3	2	43	202	21.3
John Tripp, Alabama.....	1	4	16	180	8.9
Charles Byrd, Florida, Forfeit.					

MEN'S CLASS W

Maurice Marshall, Indiana.....	5	0	40	246	16.3
Henry Allen, Ohio.....	4	1	40	214	18.7
Louis Drago, Alabama.....	3	2	43	220	19.5
Butch Winsett, Alabama.....	2	3	21	246	8.5
Charles Smith, Alabama.....	1	4	14	226	6.2
Bye.....					

MEN'S CLASS X

Roy McCutcheon, Alabama.....	5	0	37	342	10.8
Dean Martin, Alabama.....	4	1	36	298	12.1
Tony Godwin, Alabama.....	3	2	49	274	17.9
Wayne Chittam, Alabama.....	2	3	29	302	9.6
Charles Goode, Alabama.....	1	4	26	274	9.5
George Pickett, Alabama.....	0	5	17	326	5.2

A M E R I C A N**NHPA APPROVED****DESIGNED AND PITCHED BY CARL STEINFELDT****Additional Charge:**

1- 500 miles, add \$1.00 per pr.
 500-1000 miles, add \$1.50 per pr.
 1000-2000 miles, add \$1.75 per pr.
 2000 mi. or over, add \$2.00 per pr.

1 to 5 pairs — \$10.50
 Plus Postage

Port of Shipment
 ROCHESTER, NEW YORK

ORDER DIRECT or from NHPA REPRESENTATIVE**CARL STEINFELDT, 44 Ridgecrest Road, Rochester, N. Y. 14626**


OPAL RENO OF OHIO SWEEPS THRU TO LADIES' WORLD CHAMPIONSHIP — BONNIE SEIBOLD IS RUNNER-UP

Opal Reno of Lucasville, Ohio who has long been a contender for the Women's World crown swept through to the 1980 Championship with a clean slate of 11 straight victories and no defeats, using a 78.8 ringer average to clinch the title. Bonnie Seibold of Huntington, Indiana was close behind with 10 wins and one defeat and a 75.7 ringer average. Ruth Hagen of Getzville, New York and a former champion was third with 9-3-72.7 record. Phyllis Negaard of St. Joseph, Minnesota and the defending champion was fourth with 8-3-72.2. Vicki Winston of LaMonte, Missouri, also a former champion was fifth with 7-4-74.0. Please note that all five were all over 72 percent ringer average.

WOMEN'S CHAMPIONSHIP CLASS

	W	L	R	SP	%
Opal Reno, Lucasville, Ohio.....	11	0	542	688	78.8
Bonnie Seibold, Indiana.....	10	1	560	740	75.7
Ruth Hagen, New York.....	9	2	541	744	72.7
Phyllis Negaard, Minnesota.....	8	3	527	730	72.2
Vickie Winston, Missouri.....	7	4	515	696	74.0
Connie Still, Ohio.....	5	6	489	732	66.8
Debby Michaud, Massachusetts.....	5	6	485	746	65.0
Kelly O'Brien, Washington.....	3	8	443	734	59.4
Vivian Deuster, New York.....	3	8	420	726	57.9
Tari Powell, Illinois.....	3	8	371	670	55.4
Fran Carnahan, Pennsylvania.....	1	10	408	718	56.8
Janet Walrod, Oklahoma.....	1	10	381	680	56.0

TED ALLEN HORSESHOES



**A steady long back-log of orders
for 4 - 5 years came to an end in
August, 1979.**

**Allow a week for orders to be
mailed out.**

A Top Pro Favorite since 1938

1045 LINDEN AVENUE

BOULDER, COLORADO 80302

WOMEN'S CLASSES — (Continued)**WOMEN'S CLASS B**

Juanita Phelps, Virginia	6	1	267	390	68.5
Lorraine Thomas, New York	5	2	288	422	68.2
Sandy Bartel, Oregon	5	2	262	430	60.9
Helen Roberts, Ohio	4	3	262	434	60.4
Mabel Nelson, Minnesota	3	4	274	480	57.1
Jean Myers, Ohio	2	5	198	412	48.1
Tina Cain, Oklahoma	2	5	179	408	43.9
Cindy Dean, Maryland	1	6	200	432	46.3

WOMEN'S CLASS C

Connie Cool, Ohio	5	0	153	270	56.7
Lynne Hughes, Minnesota	4	1	139	278	50.0
June Zakrzewski, Minnesota	2	3	116	296	39.2
Ruth Kirk, Ohio	2	3	114	302	37.7
Eloise Keene, West Virginia	1	4	104	276	37.7
Brooks Hennkson, Minnesota	1	4	86	250	34.4

WOMEN'S CLASS D

Gerry Wheeler, Ohio	4	1	162	342	47.4
Claracy Bell, Kentucky	3	2	152	346	43.9
Ruby Finnie, Canada	3	2	136	310	43.9
Dianne Still, Ohio	3	2	149	356	41.9
Marilyn Teichroeb, Canada	1	4	144	366	39.3
Ginger Cain, Oklahoma	1	4	111	300	37.0

WOMEN'S CLASS E

Janet Rod, Ohio	5	0	146	320	45.6
Mable Hornbock, Kentucky	3	2	140	316	44.3
Rosemary Curley, Ohio	3	2	135	322	41.9
Mae Ambrose, Minnesota	2	3	79	312	25.3
Lorena Poindexter, Indiana	1	4	95	274	34.7
Edith Gadoury, Massachusetts	1	4	111	324	34.3

WOMEN'S CLASS F

Marilyn Hanes, New Mexico	5	0	107	286	37.4
Dorothy Slocum, Ohio	3	2	118	384	30.7
Ann Cecere, Ohio	2	3	100	300	33.3
Avanelle Brown, Ohio	2	3	92	338	27.2
Avis Smith, Tennessee	2	3	88	326	27.8
Rita Killgore, Missouri	1	4	56	314	17.8

WOMEN'S CLASS G

Ileta Davis, Indiana	4	1	76	336	22.6
Margie Viles, Texas	3	2	0	318	27.0
Jennifer Reno, Ohio	3	2	97	362	26.8
Shirley Cahill, New Mexico	2	3	60	376	16.0
Dolores Preimesberger, Minnesota	2	3	47	354	13.3
Joan Guetzke, Wisconsin	1	4	46	350	13.1

WOMEN'S CLASS H

Anita Pateneau, Maine	5	0	69	366	18.9
Carol Goode, Alabama	4	1	52	334	15.6
Agnes Snider, Kentucky	3	2	25	522	4.8
Ruth Hix, Virginia	2	3	35	478	7.3
Bessie Leslie, Alabama	1	4	18	502	3.6
Shirley Malone, Alabama	0	5	18	458	3.9

MONTE LATINA WINS 1980 MEN'S INTERMEDIATE CROWN**MEN'S INTERMEDIATE CHAMPIONSHIP CLASS**

Monte Latina, California.....	6	1	294	464	63.4
Floyd Toole, Arkansas.....	6	1	232	350	66.3
Glen Riffle, Ohio.....	5	2	281	442	63.6
Joe Holland, Florida.....	4	3	255	442	57.7
T.R. Little, Tennessee.....	4	3	232	410	56.6
Harvey Kohlenberger, Illinois.....	2	5	227	438	51.8
Wayne Shelinbarger, Kansas.....	1	6	147	354	41.5
Harold Slagg, California.....	0	7	129	372	34.7

MEN'S INTERMEDIATE CLASS B

Bob Dean, Virginia.....	7	0	228	366	62.3
Woody Wilson, Iowa.....	6	1	203	346	58.7
John Rademacher, Florida.....	4	3	196	366	53.6
Bob Widdersheim, Florida.....	4	3	159	326	48.8
Oscar Shroer, Indiana.....	3	4	207	402	51.5
Wilbur Gay, Missouri.....	2	5	160	368	43.5
Bob Dove, Michigan.....	2	5	153	366	41.8
Bye.....					

MEN'S INTERMEDIATE CLASS C

Loren Gillespie, Illinois.....	5	0	157	294	53.4
Elmer Swartz, Virginia.....	4	1	151	278	54.3
Dale Buckingham, Ohio.....	3	2	142	302	47.0
William Wade, West Virginia.....	2	3	139	314	44.3
Walt Bagley, Connecticut.....	1	4	102	288	35.4
Clarence Leavengood, Oklahoma.....	0	5	79	264	29.9

MEN'S INTERMEDIATE CLASS D

Steve Hraborsky, Missouri.....	5	0	57	102	55.9
Lavon Sperline, Kansas.....	4	1	52	120	43.3
Herb McCoskey, Indiana.....	3	2	41	126	32.5
Andrew Stolarik, Ohio.....	2	3	14	96	14.6
Larry Tunin, Indiana Forfeit					
Michael Shuput, Alabama, Forfeit					

**GLEN PORTT OF GEORGIA NEW WORLD SENIOR CHAMP
SENIORS CHAMPIONSHIP CLASS**

	W	L	R	SP	%
Glen Portt, Georgia.....	6	1	307	456	67.3
Bernard Herfurth, Mass.....	5	2	326	506	64.4
Stanley Manker, Ohio.....	4	3	270	426	63.4
Paul Focht, Ohio.....	4	3	261	434	60.1
Frank Stinson, Minnesota.....	3	4	259	448	57.8
H.G. Standard, California.....	2	5	294	466	63.1
Granny Palmer, Indiana.....	0	7	198	402	49.3

MEN'S SENIORS CLASS B

Paul Toole, Kansas.....	4	1	181	324	55.9
William Sollar, Ohio.....	3	2	180	336	53.6
Charles Hilton, Florida.....	3	2	170	332	51.2
Abe Austin, Illinois.....	2	3	193	362	53.3
Arnold Lester, Illinois.....	2	3	155	320	48.4
Omar Blacketer, Kentucky.....	1	4	152	322	47.2

SENIORS — (Continued)**MEN'S SENIOR CLASS C**

Don Knotts, Florida.....	5	0	75	172	43.6
Chad Mays, Ohio.....	4	1	93	224	41.5
Ralph Dykes, Illinois.....	3	2	87	206	42.2
Doyle Maikranz, Indiana.....	2	3	80	198	40.4
Sol Berman, New Jersey, Forfeit					
Carl Montgomery, Tennessee, Forfeit					

MEN'S SENIOR CLASS D

Henry Franke, Illinois.....	5	0	94	198	47.5
Ray Miller, Ohio.....	3	2	74	206	35.9
Ray Slocum, Ohio.....	2	3	79	212	37.3
Charles Sample, Florida.....	2	3	80	224	35.7
Thomas Reitz, New York.....	2	3	79	258	30.6
Chester Evans, Illinois.....	1	4	75	234	32.1

MEN'S SENIOR CLASS E

Lee Jacobs, Michigan.....	4	1	76	204	37.3
Wayne Winston, Missouri.....	3	2	76	248	30.6
Charles Bailey, Oklahoma.....	2	3	92	242	38.0
Joseph Minich, Kentucky.....	2	3	72	202	35.6
James Robertson, Kentucky.....	2	3	81	238	34.0
Everett Bower, Indiana.....	2	3	73	283	30.7

MEN'S SENIOR CLASS F

Ralph McIntosh, Indiana.....	4	1	76	214	35.5
John Zehnder, Florida.....	3	2	91	242	37.6
William Packard, Florida.....	3	2	88	26	37.3
Earle Johnson, Florida.....	3	2	61	220	27.7
Raymond Shoher, New Jersey.....	2	3	91	220	41.4
Elmer Vines, Minnesota.....	0	5	56	196	28.6

MEN'S SENIOR CLASS G

Earl Hogan, California.....	4	1	63	224	28.1
Ray Cochran, Ohio.....	4	1	68	188	36.2
Alex Gritske, Florida.....	4	1	60	227	26.4
Marion Collins, Florida.....	1	4	72	246	29.3
Lee Davis, Florida.....	1	4	56	242	23.1
Harry Schmidt, Washington DC.....	1	4	52	226	23.0

MEN'S SENIOR CLASS H

Leland Sargent, Indiana.....	5	0	40	198	20.2
John Mullican, Alabama.....	4	1	42	188	22.3
Carl Murray, Kansas.....	3	2	40	202	19.8
Archie Carter, Florida.....	2	3	16	192	8.3
Armando Deluca, Massachusetts.....	1	4	16	244	6.6
Bye.....					

By vote of the delegates at the Convention, the price of the News Digest was raised to \$7.00 for Third Class and \$8.00 for First Class, EFFECTIVE IMMEDIATELY.

SUE WILLIAMS OVER LINDA PATENEAUDE FOR 1980

GIRL'S CHAMPIONSHIP CLASS

	W	L	R	SP	%
Sue Williams, Michigan.....	6	1	284	478	59.4
Linda Pateneau, Maine.....	6	1	254	386	65.8
Audrey Reno, Ohio.....	5	2	238	430	55.3
Jackie O'Connor, Minnesota.....	4	3	165	392	42.1
Janice Domey, Massachusetts.....	3	4	223	454	49.1
Susan Roberts, Ohio.....	2	5	160	378	42.3
Lorna Reno, Ohio.....	1	6	149	418	35.6
Lisa Deuster, New York.....	1	6	145	408	35.5

GIRLS'S CLASS B

Brenda Reno, Ohio.....	5	0	55	196	28.1
Marilyn Teichroeb, Canada.....	4	1	45	206	21.8
Jan Ross, Canada.....	3	2	47	168	28.0
Renee Hix, Virginia.....	2	3	33	198	16.7
Carla Byram, Alabama.....	1	4	12	148	8.1
Bye.....					



Mark Dyson, Jr. Boys' Champ



Sue Williams, Jr. Girls' Champ

MARK DYSON IN "BARN BURNER" REPEATS AS WORLD CHAMPION BOYS PITCHER — PETER CLARK RUNNER-UP

Mark Dyson of Taylorville, North Carolina, blazed a trail through the Boys' Championship class with a red hot 82.1 ringer percentage and going undefeated to retain his Boys' World Title for 1980. Peter Clark who has been going at a terrific pace in the winter Classic in Washington was second with record of 8 wins and 3 losses supported by a 75.4.

BOYS CHAMPIONSHIP CLASS

Mark Dyson, North Carolina.....	11	0	575	700	82.1
Peter Clark, Washington.....	8	3	555	736	75.4
Chris White, Minnesota.....	8	3	557	796	70.0
Jerry Darnold, Iowa.....	7	4	548	770	71.2
Tracy Sperline, Kansas.....	7	4	511	766	66.7
Marv Brown, Ohio.....	6	5	519	776	66.9
Tim Barnette, Virginia.....	5	6	618	874	70.7
Jonathan Williams, California.....	5	6	500	750	66.7
Dan Brown, Ohio.....	4	7	468	738	63.4
Ross Perry, Virginia.....	2	9	474	712	66.6
Bret Pritzlaff, Wisconsin.....	2	9	482	756	63.8
Jim Kuchinski, Pennsylvania.....	1	10	458	730	62.1

BOYS CLASS B

Willi Prange, Canada.....	5	0	163	228	71.5
Bob Deuster, New York.....	3	2	138	194	71.1
Curt Boser, Minnesota.....	3	2	118	198	59.6
Nathan Williams, California.....	2	3	136	228	59.6
J.D. Secord, Wisconsin.....	2	3	166	200	59.3
Ricky Bell, Kentucky.....	0	5	104	216	48.1

BOYS' CLASS C

Kirk Bartnik, Wisconsin.....	4	1	127	226	56.2
Colin Finnie, Canada.....	3	2	122	194	62.9
Steve Long, Tennessee.....	3	2	146	250	58.4
Charles Ungetheim, Indiana.....	3	2	101	204	49.5
Kevin Smith, Michigan.....	2	3	124	238	52.1
Peter O'Connor, Minnesota.....	0	5	123	224	54.9

BOYS CLASS D

Steve Ungetheim, Indiana.....	4	1	127	250	50.8
Jeff Secord, Wisconsin.....	3	2	105	212	49.5
Pat Simmet, Michigan.....	3	2	99	200	49.5
Eric Kingma, Indiana.....	2	3	149	274	54.4
Tom Williams, Michigan.....	2	3	99	216	45.8
Rusty Pritzlaff, Wisconsin.....	1	4	95	220	43.2

BOYS CLASS E

Donnie Roberts, Ohio.....	4	1	89	192	46.4
Wayne Phelps, Virginia.....	4	1	108	214	50.5
Joe Morris, Pennsylvania.....	4	1	99	206	48.1
Tim Wymer, Ohio.....	1	4	82	208	39.4
Daniel Pasono, New Mexico.....	1	4	97	248	39.1
Richard Henry, Indiana.....	1	4	62	180	34.4

By vote of the delegates at the Convention, the price of the News Digest was raised to \$7.00 for Third Class and \$8.00 for First Class, EFFECTIVE IMMEDIATELY.

BOYS — (Continued)**BOY'S CLASS F**

	W	L	R	SP	%
John Jeffers, West Virginia.....	5	0	94	242	38.8
Mike Pfaff, Indiana.....	4	1	79	238	33.2
Kelly Simmons, California.....	3	2	85	238	35.7
Randy Carpenter, Tennessee.....	2	3	81	216	37.5
Gus Peterson, Ohio.....	1	4	65	236	27.5
Mike Myers, Ohio.....	0	5	32	196	16.3

BOY'S CLASS G

Jeff Holloway, Indiana.....	5	0	64	182	35.2
Darren Byram, Alabama.....	3	2	47	230	20.4
Brock Vogel, Colorado.....	3	2	56	306	18.3
Bret Vogel, Colorado.....	2	3	58	264	22.0
Travis Culver, Kentucky.....	1	4	26	246	10.6
Tony Holbrook, Kentucky.....	1	4	24	236	10.2

BOY'S CLASS H

Billy Barnes, Georgia.....	5	0	53	272	19.5
Mitchell Domm, Alabama.....	4	1	49	292	16.8
Mike Hanes, New Mexico.....	3	2	44	334	13.2
Scott Parks, Alabama.....	2	3	29	414	7.0
Steve Whaley, Florida.....	1	4	18	354	5.1
Greg Simmons, California.....	0	5	17	358	4.7

ANNUAL FAIRFIELD, IOWA OPEN — SEPTEMBER 14

The annual Fairfield Open tournament will be held at the Chautauqua Park courts in Fairfield, Iowa located on U.S. 34 on the east edge of Fairfield. Players should register by 10:00 a.m. Tournament play will start at 11:00 a.m. Entry fee is \$6.00 for men, women and juniors is \$4.00. Trophies and cash prizes will be given. There are 4 clay courts and 18 portable courts. Scorekeepers will be paid. 40 point cancellation games. Food and camping available on the grounds. Contact Bill Vandegriff, 1006 Liberty Drive, Fairfield, Iowa. 52556. Phone 515-472-5837.

**ELMER HOHL HORSESHOE AVAILABLE
DESIGNED AND PITCHED BY ELMER HOHL**

(6 Times World Champion)

Order from:

DON KOSO

803 East 12th Street
Falls City, Nebraska 68355

HERB PINCH

592 Hull Street
Sharon, Pennsylvania 16146


WRITE FOR PRICES



NHPA Approved



THE ORIGINAL DROP-FORGED PITCHING SHOE



Two tournament tested models, forged from S.A.E. specified steel, are available. Both have hardened hooks and points, and may be ordered in your choice of medium, soft, or dead soft tempers.



AS THE FIRST MANUFACTURER OF THE DROP-FORGED PITCHING SHOE, THE OHIO HORSESHOE COMPANY IS RECOGNIZED WORLD-WIDE FOR ITS HIGH QUALITY PITCHING SHOES.

For price information and to order, contact:

OHIO HORSESHOE COMPANY

P.O. Box 5801
Columbus, Ohio 43221

or
STANLEY MANKER
P.O. Box 214
Lynchburg, Ohio 45142