

*The Horseshoe Pitcher's*



# NEWS DIGEST



SEPTEMBER, 1979

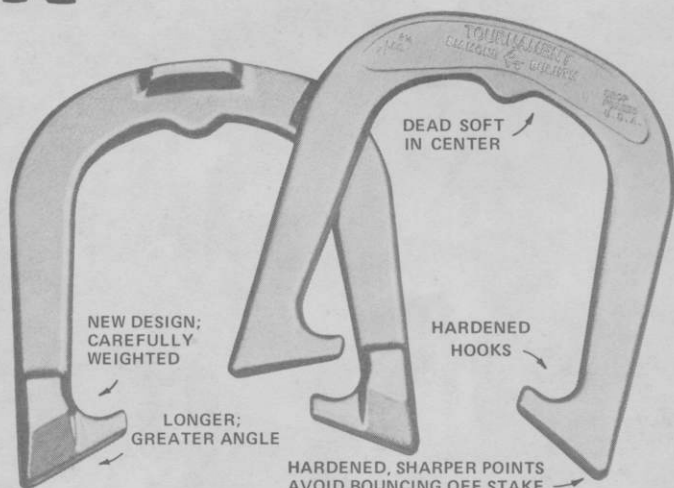
*Official Publication of*  
**THE NATIONAL HORSESHOE PITCHER'S ASSOCIATION  
OF AMERICA**



*for the best...*



# "TOURNAMENT" PITCHING SHOES



**PITCHES EASILY,  
HOLDS MORE RINGERS**

**Send for new  
percentage chart**

Attractive, 2-color, 17½" x 22" Official Percentage Chart, plastic coated both sides, will be sent to you in mailing tube for \$1 ppd.

**HARDENED, SHARPER POINTS  
AVOID BOUNCING OFF STAKE**

Harden points . . . dead soft in center. Look for the bronze color that marks Diamond's finest pitching shoes.

\$9.40 per pair from your dealer or postpaid from Diamond.

Send for catalog of complete pitching shoe line.



**DIAMOND TOOL  
and Horseshoe Co.**  
Established 1908



P. O. Box 6246, Duluth, Minn 55806

**"DIAMOND PITCHING HORSESHOES ARE RECOGNIZED AS OFFICIAL IN TOURNAMENTS  
SANCTIONED BY THE NATIONAL HORSESHOE PITCHERS ASSOCIATION"**

THE HORSESHOE PITCHER'S NEWS DIGEST is published on the 5th of each month at Aurora, Illinois, U. S. A. by the National Horseshoe Pitcher's Association of America. Editorial office, P. O. Box 1606, Aurora, Illinois 60507. Phone: 312 - 898-3974. Subscription rate is \$6.00 per year in advance. NHPA membership cards are available through each state secretary for \$5.00 plus any state association dues. Forms close on the 10th day of each month preceding date of issue. Advertising rates on request. F. Ellis Cobb, Editor.

Volume 22

September, 1979

No. 12

## MARK SIEBOLD, INDIANA ACE, WINS 1979 WORLD CHAMPIONSHIP — JIM KNISLEY OF OHIO, RUNNERUP

Mark Seibold of Huntington, Indiana who was the runnerup in the 1978 World Tournament, put 27 victories on the board and 4 losses to win the 1979 World Horseshoe Pitching Championship held at the Lakewood Park courts in Statesville, North Carolina closing out 10 days of competition. Jim Knisley of Bremen, Ohio, always a contender for the world title was the runnerup with a 26-5 record. Ralph Simon of Waterloo, Iowa, a comparatively newcomer to the world tournament ranks, copped third position with 25-6. Carl Steinfeldt of Rochester, New York and a former champion was fourth with a 24-7 followed by Bob West of Portland, Oregon with 24-7.

### CHAMPIONSHIP CLASS

	W - L	R	SP	R%
Mark Siebold, Huntington, Indiana.....	27- 4	2074	2510	82.6
Jim Knisley, Bremen, Ohio.....	26- 5	2137	2596	82.3
Ralph Simon, Waterloo, Iowa.....	25- 6	2097	2598	80.7
Carl Steinfeldt, Rochester, New York.....	24- 7	2030	2526	80.3
Bob West, Portland, Oregon.....	24- 7	1928	2528	76.2
Dan Kuchinski, Portland, Indiana.....	23- 8	1991	2560	77.7
Elmer Hohl, Wellesley, Ontario, Canada.....	22- 9	1915	2402	79.7
Al Zadroga, Elizabeth, Pennsylvania.....	22- 9	2038	2618	77.8
Dave Hughes, Minneapolis, Minnesota.....	21-10	1907	2444	78.0
Jack Fahey, Lexington, Kentucky.....	19-12	1885	2468	76.3
Joe Schultz, Brentwood, New York.....	19-12	1823	2466	73.9
Wilbur Kabel, New Madison, Ohio.....	18-13	1916	2532	75.6
Don Titcomb, San Jose, California.....	18-13	1786	2378	75.1
Jesse Gonzales, Los Osos, California.....	17-14	2102	2672	78.6
Walter Ray Williams, Chino, California.....	16-15	1721	1228	73.6
Jeff Williams, Chino, California.....	15-16	1873	2486	75.3
Art Tyson, Mt. Vernon, New York.....	15-16	1773	2396	73.9
Charles Killgore, Plattsburg, Missouri.....	14-17	1845	2514	73.3
Jim Solomon, Uniontown, Pennsylvania.....	14-17	1747	2384	73.2
Ronnie Simmons, Bellflower, California.....	13-18	1894	2538	74.6
Merlin Potts, Leonardville, Kansas.....	13-18	1717	2340	73.3
Clarence Bellman, Bremen, Indiana.....	13-18	1817	2636	68.9
Karl VanSant, Cayuga, Indiana.....	12-19	1761	2458	71.6
Ansil Copeland, Akron, Ohio.....	12-19	1625	2274	71.4
Bob May, Glenwood, Indiana.....	12-19	1570	2222	70.6
Glen Henton, Maqoketa, Iowa.....	10-21	1828	2464	74.1
Jerry Black, Greenville, Ohio.....	10-21	1658	2380	69.6
Sherman Bertrand, Moundsville, West Virginia....	9-22	1800	2484	72.4
Don Harris, Smithville, Missouri.....	6-25	1483	2216	66.9
Larry Morton, Columbus, Georgia.....	4-27	1321	2020	65.3
Tony Norwood, Knoxville, Tennessee.....	3-28	1426	2150	66.3
Don Kuchinski, Erie, Pennsylvania.....	3-28	1426	2150	66.3

*COVER PICTURE... Shown receiving the 1979 World Championship trophy together with a check for \$2,000 is Mark Siebold of Huntington, Indiana. At his side is his mother, Bonnie Siebold, a champion in her own right in Women's competition. Mark was runner-up in the 1978 tournament. Making the presentation is Wally Shipley, NHPA president. — Photo by Kennedy Studio.*

## NHPA President's Message

By Wally Shipley

### CONGRATULATIONS TO ALL THE 1979 WORLD TOURNAMENT CHAMPIONS IN ALL DIVISIONS.

There were 476 entries that came to the beautiful City and State of Statesville, N.C. Many thanks to all who helped make this a successful event — qualifiers, scorekeepers, judges, groundskeepers, Donnie Roberts and his office staff, Regional Directors and Executive Council for their outstanding part.

Special thanks to Ken Wooten, City Officials, Jaycees, Statesville Club, State Officers membership, business and civic leaders for their efforts in bringing our annual event to Statesville. On behalf of the NHPA, thanks for your warm southern hospitality and hard work.

Jack Springer, City Recreation Director and Co-Tournament Director, who was the king pin in bringing the W.T. to Statesville, was unexpectedly hospitalized for a kidney stone operation two days before the qualifying began. He was deeply missed. We sincerely wish him a speedy recovery. Jack was brought to the opening ceremonies on a stretcher in a rescue squad vehicle and given a warm, deserving standing ovation.

We were honored in having the Governor of N.C. Honorable Jim Hunt and other state officials at our opening ceremonies. I had the privilege in presenting the Governor with an honorary membership in the N.H.P.A. He opened our activities by throwing the first shoe. The entire opening ceremonies were broadcast live on radio. A television station was also present.

Thanks to the Stateville Record and Landmark Newspaper for their outstanding coverage. A full page was devoted to our sport daily. To Mike Owens, Sports Editor and the other staff writers, thanks for a job well done.

We also extend our appreciation to the Charlotte Observer Newspaper and television stations for their presence and coverage given.

Another first for the NHPA was the daily on the hour announcement on radio concerning the W.T. In addition, interviews with many members by Joe Blevins, Disc Jockey over Radio Station WSIC. The NHPA thanks the station's management for this coverage and publicity.

Much credit must be given to Bernard Herfurth of Mass. (front runner for this year's World Tournament — another first). Bernard not only made lots of contacts with motels, restaurants, businesses, etc., but was the person responsible for the contacts in getting the above coverage and publicity. Thank you Bernard.

The following Constitution and By-Laws changes were approved by the Convention delegates:

#### ADMINISTRATION

##### ARTICLE II — SECTION 2 (Change)

Any state may acquire a Charter from the NHPA by obtaining 10 or more members. If a Charter acquires ten or more members up to 25 members it shall be entitled to one delegate at the National Convention. Thereafter a Charter shall be entitled to one additional delegate for each additional twenty-five members up to 200 members. Then one delegate for each fifty members thereafter with no maximum.

*The above is a clarification by changing the word "State" to "Charter"*

#### JUDICIARY

##### ARTICLE III — SECTION 10 (Change)

The Secretary-Treasurer shall receive an allowance of 50 cents per member per year to compensate for personal expenses incurred in the performance of his duties. (Effective January 1, 1980). *The complete old Section 10 was amended and replaced by the above change.*

##### ARTICLE III — Section 13 (Change)

Regional Director's expense allowance from \$55.00 to \$75.00 annually. (Effective January 1, 1980)

##### ARTICLE III — Section 15 — (New)

NHPA game related items sold at the World Tournament must come from the NHPA game related personnel. Anyone else wishing to sell anything at a World Tournament must have permission from the majority of the NHPA Executive Council. NHPA Executive Council must respond within 30 days to any request.

##### ARTICLE IV — Section 1 (Addition)

On line 10 the word "not" should follow the word "Have".

**PRESIDENT'S MESSAGE — (Continued)**

**ARTICLE VI — Section 1 (Addition)**

Add the word "men's" on line 2 after Champion. Add the word "Men's" on line 10 before World's Championship.

**OFFICIAL RULES FOR HORSESHOE PITCHING**

**RULE 12-B (Change)**

Delete "at the request of the opponent".

The following proposed By-Law change was tabled:

**ARTICLE VI — Section 1 (Change)**

Qualifying shall consist of 5 consecutive fifty shoe cancellation games pitched against 5 other entries in the World Tournament. The top 24 or more to qualify for the Men's Championship Class. Class placement will be decided by ringer percentage attained in the 5 games. This same procedure will be used for all divisions at the World Tournament.

Thanks to all the delegates for your interest, concern and well thought-out questions and decisions. Eight (8) proposals were defeated and one (1) tabled.

Three items were approved by the delegates:

- 1. NHPA Memorial-Contribution Fund. This is explained in an article in the October issue.
- 2. NHPA contributes money toward Invitationals and/or Special Large tournaments. See article in the next issue.
- 3. **RAISED FOUL LINES:** Delegates voted to eliminate raised foul lines because of the safety and legal aspects. Replace the raised foul line with painted lines as soon as possible. If you play on courts owned by your city, please advise them of this change.

Hall of Fame inductees were: Lorraine Thomas of New York; Lee Davis of Florida; Wilbur Kabel of Ohio and Wally Shipley of California.

Bids for the 1981 World Tournament site were submitted by Greenville, Ohio for \$16,000.00 and Genola, Minnesota for \$18,000.00. Congratulations to Henry and Dolores Preimesberger, owners of the Preimesberger Indoor Arena at Genola, Minnesota for their successful bid.

Special awards went to the Iowa State Association for the most members in 1978 (339). In addition plaques were presented to Bob Graham, Willie Stephens, Vern Holland, Lloyd Frederickson for all their fine efforts and hard work while serving as a Regional Director. Also to Jerry Schneider for his past work on the NHPA By-Laws Committee, and to Marge Ouellette for her hard work as past NHPA Information Officer. Our annual \$100.00 Charity check went to the Irdell County Shrine Club which was Statesville's favorite charity.

Election of officers results: For President — Wally Shipley won over Bob Graham 74 to 51. First Vice President — Leo McGrath defeated W. Ray Williams, Sr., 83 to 39. Second Vice-President — Earl Winston over Ed Domey, 72 to 50.

I am deeply honored and very appreciative for the votes and the confidence of the delegates, membership and Executive Council in re-electing me as your leader for another two years. I am looking forward to working with everyone to the best of my ability in promoting and progressing our sport of horseshoes and the NHPA.

The Executive Council approved my appointment of Bernard Herfurth of Mass. as NHPA Publicity Chairman and Dr. Sol Berman as NHPA Promotion Chairman. They each will form their own new committees. Herfurth will remain as the Hall of Fame Chairman.

The 1979 annual Stokes Memorial Award given each year at the World Tournament in memory of the late Arch Stokes and former president of the NHPA was presented to Russ Gadoury of Mass. for outstanding contribution to the game over the past years. Special Achievement awards went to Henry Preimesberger of Minn., Jack Springer of North Carolina, Joe Minnich of Kentucky, Norman Gaseau of Florida, and Bernard Herfurth of Mass.

My congratulations to all. We in the NHPA appreciate your fine efforts, co-operation and support in your various fields of endeavor to promote the welfare and progress of horseshoes and the NHPA.

\*\*\*\*\*

**DUE TO THE HEAVY VOLUME OF THE 1979 WORLD TOURNAMENT MATERIAL OTHER TOURNAMENT RESULTS WILL APPEAR IN THE NEXT ISSUE OF THE DIGEST.**

\*\*\*\*\*

## 1. MARK SIEBOLD, Ind. — Qual. 515

Opponent	Score	R	SP	%
Williams, Jr.	52-30	68	82	82.9
Harris	52- 8	54	66	81.8
Copeland	50-11	59	66	89.3
Black	51-13	66	76	86.8
Norwood	52-18	82	94	87.2
Morton	54-19	61	72	84.7
Kuchinski, Don	Forf.			
May	50-25	43	54	79.6
Van Sant	50-23	67	82	81.7
Schultz	52-17	51	64	79.6
Bellman	50-44	73	92	79.3
Hughes	50-33	92	110	83.6
Bertrand	50-16	48	58	82.7
Tyson	50-47	57	82	69.5
Simmons	51-42	91	110	82.7
Kilgore	51-41	65	82	79.2
Titcomb	51- 6	55	62	88.7
Simon	52-42	114	136	83.8
West	37-50	74	96	77.0
Solomon	51-12	39	48	81.2
Kuchinski, Dan	48-50	91	112	81.2
Fahey	50-27	71	88	80.6
Kabel	52-15	66	78	84.6
Potts	51-13	80	88	90.9
Zadroga	46-52	75	104	72.1
Steinfeldt	36-50	80	100	80.0
Hohl	50-16	74	82	90.2
Williams, W.	55- 7	32	36	88.8
Gonzales	51-28	89	102	87.2
Knisley	50-49	89	110	80.9
Henton	52-33	68	78	87.1

Won 27 Lost 2074 2510 82.6

## 2. JAMES KNISLEY, Ohio — Qual. 536

Opponent	Score	R	SP	%
Copeland	52-18	66	76	86.8
Black	51-25	68	80	85.0
Williams, Jr.	51-49	100	122	81.9
Harris	50-22	42	56	75.0
Kuchinski, Don	Forf.			
May	52-32	73	92	79.3
Norwood	50- 7	37	42	88.0
Morton	52-19	46	58	79.3
Bellman	53- 3	47	50	94.0
Hughes	48-50	93	114	81.5
Van Sant	52-28	92	104	88.4
Schultz	52-37	65	84	
Simmons	50-17	49	62	79.0
Kilgore	50-19	61	70	87.1
Bertrand	52-16	63	76	82.8
Tyson	51-40	73	90	81.1
West	52-27	72	90	80.0
Solomon	52- 9	60	64	45.7
Titcomb	50-15	79	86	91.8
Simon	48-50	110	130	84.6
Kabel	51-41	92	114	80.7
Potts	51- 8	54	62	87.0
Kuchinski, Dan	40-51	64	88	72.7
Fahey	48-51	83	106	78.3
Hohl	51-44	92	118	77.9
Williams, W.	50-26	50	66	75.7
Zadroga	50-21	89	102	87.2
Steinfeldt	55-27	59	70	84.2
Henton	52-43	76	94	80.8
Siebold	49-50	88	110	80.0
Gonzales	50-47	94	120	78.3

Won 26 Lost 5 2137 2596 82.3

## 3. RALPH SIMON, Iowa — Qual. 560

Opponent	Score	R	SP	%
Simmons	53-37	69	86	80.2
Kilgore	52-27	80	96	83.3
Bertrand	55-28	66	84	78.5
Tyson	53-20	65	78	83.3
Bellman	54-33	69	86	80.2
Hughes	51-38	88	102	86.2
Van Sant	51-44	58	80	72.5
Schultz	35-51	62	90	68.8
Kuchinski, Don	Forf.			
May	51-32	58	78	74.3
Norwood	50-17	56	66	84.8
Morton	50- 9	54	64	84.3
Copeland	53-15	41	54	75.9
Black	50-10	32	40	80.0
Williams, Jeff	52-18	49	56	87.5
Harris	50-21	59	74	79.7
Henton	51-12	77	84	91.6
Siebold	42-52	111	136	81.6
Gonzales	50-24	92	104	88.4
Knisley	50-48	109	130	83.8
Hohl	51-31	76	94	80.8
Williams, W.	48-52	95	122	77.8
Zadroga	50-19	75	88	85.2
Steinfeldt	52-28	77	94	81.9
Kabel	51-41	84	106	79.2
Potts	50-25	76	95	79.1
Kuchinski, Dan	24-50	70	88	79.5
Fahey	50-4	44	54	81.4
West	47-51	66	88	75.0
Solomon	47-52	74	102	72.5
Titcomb	50-30	65	78	83.3

Won 25 Lost 6 2097 2598 80.7

## 4. CARL STEINFELDT, New York — Qual. 521

Opponent	Score	R	SP	%
Kuchinski, Don	Forf.			
May	52-21	57	68	83.8
Norwood	52-12	53	58	91.3
Morton	52-12	43	52	82.6
Copeland	53-22	61	72	84.7
Black	50-20	45	60	75.0
Williams, J.	26-51	42	68	61.7
Harris	50-29	85	100	85.0
Simmons	52-33	97	112	86.6
Kilgore	42-51	76	100	76.0
Bertrand	50-30	81	94	86.1
Tyson	53-23	69	80	86.2
Bellman	52-21	38	50	76.0
Hughes	50-34	74	92	80.4
Van Sant	50-25	62	80	77.5
Schultz	40-51	105	132	79.5
Kabel	51-47	80	104	76.9
Potts	51-23	39	50	78.0
Kuchinski, Dan	51-30	65	84	77.4
Fahey	50-29	74	88	84.0
West	32-50	71	97	77.1
Solomon	52-28	71	84	84.5
Titcomb	50-22	47	64	73.4
Simon	28-52	69	94	73.4
Henton	50-22	58	72	80.5
Siebold	50-36	83	100	83.0
Gonzales	52-32	98	114	85.9
Knisley	27-55	50	70	71.4
Hohl	50-30	80	98	81.6
Williams, W.	51-25	63	78	80.7
Zadroga	45-50	94	116	81.0

Won 24 Lost 7 2030 2526 80.3

5. BOB WEST, Oregon — Qual. 543

6. DAN KUCHINSKI, Ind. — Qual. 534

Opponent	Score	R	SP	%	Opponent	Score	R	SP	%
Tyson	52-31	71	86	82.5	Hughes	51-46	72	96	75.0
Bertrand	51-45	47	66	71.2	Bellman	34-50	51	78	65.3
Kilgore	53-40	62	82	75.6	Schultz	15-52	54	76	71.0
Simmons	52-21	59	72	81.9	Van Sant	49-51	69	96	71.8
Schultz	51-32	75	94	79.7	Kilgore	52-48	77	100	77.0
Van Sant	52-43	76	98	77.5	Simmons	52-45	93	114	81.5
Hughes	45-52	68	94	72.3	Tyson	50-34	61	82	74.3
Bellman	51-43	95	116	81.8	Bertrand	51-22	57	70	81.4
Morton	50-48	62	84	73.8	Black	54-15	53	66	80.3
Norwood	50-45	62	90	68.8	Copeland	49-55	106	142	74.6
May	51- 8	36	44	81.8	Harris	52-17	54	64	84.3
Kuchinski, Don	Forf.				Williams, J.	50-27	66	80	82.5
Harris	50-32	51	76	67.1	May	52-44	39	58	67.2
Williams, J.	50-23	72	90	80.0	Kuchinski, Don	Forf.			
Black	55-38	49	70	70.0	Morton	50-26	42	58	72.4
Copeland	50-15	50	58	86.2	Norwood	54-20	61	74	82.4
Knisley	27-57	65	90	72.2	Williams, W.	33-51	69	92	75.0
Gonzales	30-52	45	66	68.1	Hohl	39-50	71	94	75.5
Siebold	50-37	78	96	81.2	Steinfeldt	30-51	59	84	70.2
Henton	51-28	83	98	84.6	Zadroga	55-27	79	96	82.2
Steinfeldt	50-32	77	92	83.6	Siebold	50-48	91	112	81.2
Zadroga	51-21	72	88	81.8	Henton	41-50	64	86	74.4
Williams, W.	51-30	69	86	80.2	Knisley	51-40	68	88	77.2
Hohl	24-50	49	76	64.4	Gonzales	52-25	69	78	88.4
Fahey	52-29	70	90	77.7	Solomon	52- 5	48	56	85.7
Kuchinski, Dan	39-52	75	104	72.1	West	52-39	80	104	76.9
Potts	51-34	55	72	76.3	Simon	50-24	78	88	88.6
Kabel	42-50	64	96	66.6	Titcomb	51-21	63	80	78.7
Simon	51-47	67	88	76.1	Potts	52-29	45	64	70.3
Titcomb	26-52	58	82	70.7	Kabel	51-27	92	106	86.7
Solomon	50-32	66	84	78.5	Fahey	50-28	60	78	76.9
Won 24 Lost 7		1928	2528	76.2	Won 23 Lost 8		1991	2560	77.7

7. ELMER HOHL, Canada — Qual. 544

8. AL ZADROGA, Penn. — Qual. 532

Opponent	Score	R	SP	%	Opponent	Score	R	SP	%
Morton	50-10	41	52	78.8	May	43-50	71	98	72.4
Norwood	50-25	68	80	85.0	Kuchinski, Don	Forf.			
May	55- 1	40	42	95.2	Morton	51-15	53	62	85.4
Kuchinski, Don	Forf.				Norwood	52-44	84	108	77.7
Harris	52-29	64	80	80.0	Black	50-15	49	60	81.6
Williams, J.	51-17	71	78	91.0	Copeland	47-50	72	94	76.5
Black	54- 8	42	50	84.0	Harris	53-36	74	90	82.2
Copeland	52-10	47	54	87.0	Williams, J.	44-51	61	86	70.9
Tyson	50-29	50	64	78.1	Kilgore	51-28	57	70	81.4
Bertrand	38-51	79	106	74.5	Simmons	52-37	88	108	81.4
Kilgore	50-23	76	94	80.8	Tyson	53-37	73	96	76.0
Simmons	52-30	76	88	86.3	Bertrand	51-33	69	88	78.4
Schultz	51- 7	33	40	82.5	Hughes	51-28	65	78	83.3
Van Sant	52-31	61	78	78.2	Bellman	50-20	59	76	77.6
Hughes	36-51	55	76	72.3	Schultz	52-47	80	104	76.9
Bellman	52-20	76	90	84.4	Van Sant	42-50	42	66	63.6
Fahey	51-26	64	76	84.2	Potts	51-49	68	90	75.5
Kuchinski, Dan	50-39	75	94	79.7	Kabel	50-42	74	94	78.7
Potts	51-43	71	92	77.1	Fahey	53-13	61	72	84.7
Kabel	34-52	77	100	77.0	Kuchinski, Dan	27-55	70	96	72.9
Simon	31-51	71	94	75.5	Solomon	51-10	47	54	87.0
Titcomb	45-51	86	108	79.6	West	21-51	61	88	69.3
Solomon	50-24	64	76	84.2	Simon	19-50	64	88	72.7
West	50-24	57	76	75.0	Titcomb	52-42	92	112	82.1
Knisley	44-51	90	118	76.2	Siebold	52-46	77	104	74.0
Gonzales	50-27	59	74	79.7	Henton	54-17	63	74	85.1
Siebold	16-50	63	82	76.8	Knisley	21-50	81	102	79.4
Henton	52-43	59	82	71.9	Gonzales	20-52	61	82	74.3
Steinfeldt	30-50	74	98	75.5	Williams, W.	51-18	56	72	77.7
Zadroga	45-51	68	90	75.5	Hohl	51-45	70	90	77.7
Williams, W.	50-21	58	70	82.8	Steinfeldt	50-45	96	116	82.7
Won 22 Lost 9		1915	2402	79.7	Won 22 Lost 9		2038	2618	77.8

## 9. DAVE HUGHES, Minn. — Qual. 519

Opponent	Score	R	SP	%
Dan Kuchinski	46-51	69	96	71.8
J. Fahey	26-52	46	66	
W. Kabel	53-34	59	74	79.7
M. Potts	50-47	77	102	77.4
D. Titcomb	30-50	67	96	69.8
R. Simon	38-51	83	102	81.3
Bob West	52-45	69	94	73.4
Jim Solomon	52-41	61	82	74.3
J. Gonzales	52-11	56	64	87.5
J. Knisley	50-48	94	114	82.4
G. Henton	33-50	51	74	68.9
M. Seibold	33-50	86	110	78.1
Al Zadroga	28-51	58	78	74.3
C. Steinfeldt	34-50	69	92	75.0
E. Hohl	51-36	61	76	80.0
W. R. Williams	9-51	53	70	75.7
Tom Norwood	52-11	44	52	84.6
Morton	51- 9	37	44	84.1
Don Kuchinski	Forf.			
Bob May	52-31	87	108	80.5
J. Williams	52-49	108	126	85.7
D. Harris	51-31	51	66	77.2
Copeland	50-17	70	82	85.3
Black	52-33	58	74	78.3
Bertrand	50-19	44	56	78.5
Tyson	28-52	46	70	65.7
Simmons	51-41	107	126	84.9
Kilgore	50-21	55	70	78.5
Van Sant	51-10	27	36	75.0
Schultz	51-18	48	58	82.7
Bellman	50-38	66	86	76.7

Won 21 Lost 10 1907 2444 78.0

## 10. JACK FAHEY, Ken. — Qual. 557

Opponent	Score	R	SP	%
Bellman	51-29	63	78	80.7
Hughes	52-26	55	66	83.3
Van Sant	35-51	63	86	73.2
Schultz	49-52	82	102	80.3
Simmons	51-43	83	102	81.3
Kilgore	50-25	46	58	79.3
Bertrand	50-40	61	80	76.2
Tyson	37-51	51	76	67.1
Copeland	50-16	73	82	89.0
Black	55-28	60	78	76.9
Williams, J.	50-19	69	84	82.1
Harris	51-33	64	84	76.1
Kuchinski, Don	Forf.			
May	54-33	48	68	70.5
Norwood	50- 6	62	70	88.5
Morton	51-16	44	56	78.5
Hohl	26-51	55	76	72.3
Williams, W.	45-52	80	108	74.0
Zadroga	13-53	47	72	65.2
Steinfeldt	29-50	64	88	72.7
Henton	52-44	79	100	79.0
Siebold	27-50	64	88	72.7
Gonzales	22-52	59	80	73.7
Knisley	51-48	84	106	79.2
West	29-52	62	90	68.8
Solomon	50-28	60	72	83.3
Titcomb	52-46	77	96	80.2
Simon	4-50	30	50	55.5
Kabel	50-48	78	102	76.4
Potts	52-47	69	92	75.0
Kuchinski, Dan	28-50	53	78	67.9

Won 19 Lost 12 1885 2468 76.3

## 11. JOE SCHULTZ, New York — Qual. 530

Opponent	Score	R	SP	%
W. Kabel	50-48	61	86	70.9
Potts	54-27	61	72	84.7
Dan Kuchinski	52-15	67	76	88.1
Fahey	52-49	83	102	81.3
B. West	32-51	68	94	72.3
Solomon	50-48	87	114	76.3
Titcomb	51-46	56	80	70.0
Simon	51-35	67	90	74.4
Henton	24-51	41	62	66.1
Siebold	17-52	40	64	62.5
Gonzales	46-50	83	110	75.4
Knisley	37-52	60	84	71.4
Hohl	7-51	19	40	47.5
W. Williams	52-38	47	72	65.2
Zadroga	47-52	78	104	75.9
Steinfeldt	51-40	110	132	83.3
Don Kuchinski	Forf.			
Bob May	52-44	68	92	73.9
T. Norwood	51-14	48	60	90.0
L. Morton	50-22	75	92	81.5
Ansil Copeland	54-29	60	72	83.3
Jerry Black	50-47	69	88	78.4
Jeff Williams	36-52	52	78	66.6
Don Harris	53-31	40	58	68.9
Don Simmons	25-52	23	46	50.0
Charles Kilgore	39-50	67	94	71.3
Sherman Bertrand	54-46	68	94	72.3
Art Tyson	40-51	58	82	70.7
Clarence Bellman	50-39	63	88	71.5
Dave Hughes	18-51	38	58	65.5
Karl Van Sant	50-27	66	88	75.0

Won 19 Lost 12 1823 2466 73.9

## 12. WILBUR KABEL, Ohio — Qual. 520

Opponent	Score	R	SP	%
Schultz	48-50	61	86	70.9
Van Sant	51-42	70	86	81.3
Hughes	34-53	51	74	68.9
Bellman	40-52	81	110	73.6
Tyson	52-31	44	60	73.3
Bertrand	53-33	96	116	82.7
Kilgore	52-44	89	116	76.7
Simmons	51-37	74	98	75.5
Harris	50-19	47	64	73.4
Williams, J.	53-33	47	60	78.3
Black	52- 4	26	32	81.2
Copeland	51- 3	38	44	86.3
Morton	51-18	46	60	76.6
Norwood	50-14	69	84	82.1
May	50-36	64	84	76.1
Kuchinski, Don	Forf.			
Steinfeldt	47-51	78	104	75.0
Zadroga	42-50	71	94	77.6
Williams, W.	51-27	55	72	76.3
Hohl	52-34	84	100	84.0
Knisley	41-51	90	114	78.9
Gonzales	51-33	77	88	87.5
Siebold	15-52	54	78	69.2
Henton	54-48	57	84	67.8
Simon	41-51	82	106	77.3
Titcomb	42-50	50	72	69.4
Solomon	36-52	45	72	62.5
West	50-42	63	96	65.6
Fahey	48-50	76	102	74.5
Kuchinski, Dan	27-51	84	106	79.2
Potts	43-50	47	70	67.1

Won 18 Lost 13 1916 2532 75.6



13. DON TITCOMB, Calif. — Qual. 527

Opponent	Score	R	SP	%
Kilgore	50-42	69	88	78.4
Simmons	53-36	54	72	75.0
Tyson	50-23	60	74	81.0
Bertrand	34-58	69	94	73.4
Hughes	50-30	74	96	77.0
Bellman	50-39	77	98	78.5
Schultz	46-51	54	80	67.5
Van Sant	24-51	57	78	73.0
May	50-35	60	82	73.1
Kuchinski, Don	Forf.			
Morton	50-12	39	46	84.7
Norwood	51-31	48	66	72.7
Black	51-32	61	80	76.2
Copeland	50-12	35	48	72.9
Harris	51-37	59	78	75.6
Williams, J.	52-40	70	86	81.3
Siebold	6-51	41	62	66.1
Henton	51-27	52	72	72.2
Knisley	15-50	68	86	79.0
Gonzales	20-51	46	68	67.6
Williams, W.	38-52	58	78	74.3
Hohl	51-45	87	108	80.5
Steinfeldt	22-50	38	64	59.3
Zadroga	42-52	90	112	80.3
Potts	50-31	66	86	76.7
Kabel	50-42	53	72	73.6
Fahey	46-52	74	96	77.0
Kuchinski, Dan	21-51	56	80	70.0
Solomon	35-51	46	68	67.6
West	52-26	66	82	80.4
Simon	30-50	59	78	75.6

Won 18 Lost 13 1786 2378 75.1

14. JESSE GONZALES, Calif. — Qual. 551

Opponent	Score	R	SP	%
Black	40-52	86	108	79.6
Copeland	52-15	55	66	83.3
Harris	52-31	61	76	80.2
Williams, J.	24-52	56	74	75.6
May	51-22	71	84	84.5
Kuchinski, Don	Forf.			
Morton	52-29	56	72	77.7
Norwood	51-34	80	98	81.6
Hughes	11-52	42	64	65.6
Bellman	52-45	134	162	82.7
Schultz	50-46	82	110	74.5
Van Sant	38-51	58	84	69.0
Kilgore	51-49	64	86	74.4
Simmons	24-52	55	80	68.7
Tyson	40-50	83	110	75.4
Bertrand	51-21	73	86	84.8
Solomon	52-44	77	98	75.5
West	52-30	53	66	80.3
Simon	24-50	83	104	79.8
Titcomb	51-20	58	68	85.2
Potts	46-51	90	116	77.5
Kabel	33-51	71	88	80.6
Fahey	52-22	68	80	85.0
Kuchinski, Dan	25-52	59	78	75.6
Williams, W.	50-12	36	46	78.2
Hohl	27-50	51	74	68.9
Steinfeldt	32-52	92	114	80.7
Zadroga	52-20	72	84	85.7
Siebold	28-51	80	102	78.4
Henton	50-24	63	74	85.1
Knisley	47-50	93	120	77.5

Won 17 Lost 14 2102 2672 78.6

15. WALTER RAY WILLIAMS, Calif. — Defending Champ

Opponent	Score	R	SP	%
Norwood	50-3	43	48	89.5
Morton	53-33	63	80	78.7
Kuchinski, Don	Forf.			
May	50-16	29	42	69.0
Williams, J.	29-51	68	90	75.5
Harris	52-2	50	56	89.2
Copeland	51-47	51	78	65.3
Black	44-51	76	102	74.5
Bertrand	44-52	78	106	73.5
Tyson	51-39	67	90	74.4
Simmons	24-51	50	74	67.5
Kilgore	52-44	73	96	76.0
Van Sant	55-25	62	76	81.5
Schultz	38-52	44	72	61.1
Bellman	50-39	94	116	81.0
Hughes	51-9	67	70	95.7
Kuchinski, Dan	51-33	75	92	81.5
Fahey	52-45	81	108	75.0
Kabel	27-51	47	72	65.0
Potts	50-41	61	84	72.6
Titcomb	52-38	63	78	80.7
Simon	52-48	98	122	80.3
West	30-51	62	86	72.0
Solomon	38-51	50	72	69.4
Gonzales	12-50	25	46	54.3
Knisley	26-50	42	66	63.6
Henton	22-50	38	60	63.3
Siebold	7-55	16	36	44.4
Zadroga	18-51	46	72	63.8
Steinfeldt	25-51	54	78	69.2
Hohl	21-50	48	70	68.5

Won 16 Lost 15 1721 2338 73.6

16. JEFF WILLIAMS, Calif. — Qual. 503

Opponent	Score	R	SP	%
M. Siebold	30-52	61	82	74.3
R. Henton	51-41	86	106	81.1
J. Knisley	49-51	100	122	81.9
J. Gonzales	52-24	65	74	87.8
W. Williams	51-29	75	90	83.3
Hohl	17-51	59	78	75.6
Steinfeldt	51-26	50	68	73.5
Zadroga	51-44	62	86	72.0
Potts	41-52	54	74	72.9
Kabel	33-53	41	60	68.3
Fahey	19-50	59	84	70.2
Dan Kuchinski	27-50	59	80	73.7
Solomon	42-53	71	96	73.9
West	23-50	62	90	68.8
Simon	18-52	38	56	67.8
Titcomb	40-52	66	86	76.7
Kilgore	52-35	81	98	82.6
Simmons	50-9	49	58	84.4
Tyson	21-54	49	70	70.0
Bertrand	52-33	70	90	77.7
Hughes	49-52	107	126	84.9
Bellman	50-7	53	60	88.3
Schultz	52-36	57	78	73.0
Van Sant	52-36	49	70	70.0
May	45-50	47	76	61.8
Don Kuchinski	Forf.			
Morton	52-32	48	70	68.5
Norwood	50-40	62	86	72.0
Black	40-50	55	82	67.0
Copeland	50-47	69	92	75.0
Harris	44-50	69	98	70.4

Won 15 Lost 16 1873 2486 75.3

## 17. ART TYSON, New York — Qual. 521

Opponent	Score	R	SP	%
Bob West	31-52	63	86	73.2
Solomon	36-51	54	74	72.9
Titcomb	23-50	52	74	70.2
Simon	20-53	53	78	67.9
Kabel	31-52	36	60	60.0
Potts	22-55	34	58	58.5
Dan Kuchinski	34-50	57	82	69.5
Jack Fahey	51-37	56	76	73.6
F. Hohl	29-50	43	64	67.1
W. R. Williams	39-51	64	90	71.1
Zadroga	37-53	70	96	72.9
Steinfeldt	23-53	59	80	73.7
Henton	38-50	47	70	67.1
Siebold	47-50	55	82	67.0
Gonzales	50-40	86	110	78.1
Knisley	40-51	70	90	77.7
Copeland	54-34	93	108	86.1
Black	50-38	73	98	74.4
J. Williams	54-21	59	70	84.3
Harris	51-32	78	98	79.5
Don Kuchinski	Forf.			
B. May	50-26	61	74	82.4
Norwood	54-40	51	68	75.0
Morton	52-17	53	64	82.8
Bellman	23-52	56	80	70.0
Hughes	52-28	50	70	71.4
Van Sant	50-36	58	76	76.3
Schultz	51-40	63	82	76.8
Ron Simmons	50-14	43	52	82.6
Kilgore	52-48	54	78	69.2
Bertrand	40-52	82	108	75.9
Won 15 Lost 16		1773	2396	73.9

## 18. CHARLES KILGORE, Missouri — Qual. 517

Opponent	Score	R	SP	%
Titcomb	42-50	66	88	75.0
R. Simon	27-52	72	96	75.0
Bob West	40-53	57	82	69.5
Solomon	50-39	61	82	74.4
Dan Kuchinski	48-52	76	100	76.0
J. Fahey	25-50	38	58	65.5
Kabel	44-52	85	116	73.2
Potts	50-45	66	94	70.2
Zadroga	28-51	50	70	71.4
Steinfeldt	51-42	78	100	78.0
E. Hohl	23-50	69	94	73.4
W. Williams	44-52	68	96	70.8
Gonzales	49-51	63	86	73.2
Knisley	19-50	51	70	72.8
Henton	52-48	70	94	74.4
Siebold	41-51	61	82	74.3
J. Williams	35-52	76	98	77.5
Don Harris	51-18	39	58	67.2
Copeland	42-51	78	104	75.0
Black	39-52	62	88	70.4
T. Norton	50-18	53	64	82.8
Morton	50-38	56	76	73.6
Don Kuchinski	Forf.			
Bob May	54-28	46	66	69.6
K. Van Sant	50-34	55	74	74.3
J. Schultz	50-39	71	94	75.5
C. Bellman	52-29	58	76	76.3
D. Hughes	21-50	46	70	65.7
S. Bertrand	50-30	53	70	75.7
Art Tyson	48-52	53	78	67.9
Ron Simmons	54-42	68	90	75.5
Won 14 Lost 17		1845	2514	73.3

## 19. JIM SOLOMON, Penn. — Qual. 547

Opponent	Score	R	SP	%
Bertrand	52-37	73	98	74.4
Tyson	51-36	60	74	81.0
Simmons	47-50	99	124	79.8
Kilgore	39-50	58	82	70.7
Van Sant	25-52	51	74	68.9
Schultz	48-50	86	114	75.4
Bellman	34-53	47	76	61.8
Hughes	41-52	58	82	70.7
Norwood	51-41	61	84	72.6
Morton	55-24	59	70	84.2
Kuchinski, Don	Forf.			
May	51-42	84	108	77.7
Williams, J.	53-42	75	96	78.1
Harris	53-13	40	52	76.9
Copeland	36-51	47	70	67.1
Black	52-13	36	46	78.2
Gonzales	44-52	73	98	74.4
Knisley	9-52	46	64	71.8
Henton	48-52	70	96	72.9
Siebold	12-51	25	48	52.0
Zadroga	10-51	34	54	62.9
Steinfeldt	28-52	62	84	73.8
Hohl	24-50	55	76	72.3
Williams, W.	51-38	54	72	75.0
Kuchinski, Dan	5-52	33	56	58.9
Fahey	28-50	53	72	73.6
Kabel	52-36	52	72	72.2
Potts	50-41	69	90	76.6
Titcomb	51-35	51	68	75.0
Simon	52-47	75	102	73.5
West	32-50	61	84	72.6
Won 14 Lost 17		1747	2384	73.2

## 20. RONNIE SIMMONS, Calif. — Qual. 524

Opponent	Score	R	SP	%
Ralph Simon	37-53	63	86	73.2
Titcomb	36-53	48	72	66.7
Solomon	50-47	101	124	81.4
Bob West	21-52	49	72	68.0
J. Fahey	43-51	79	102	77.4
Dan Kuchinski	45-52	91	114	79.8
Potts	41-50	54	76	75.0
Kabel	37-51	70	98	71.4
Steinfeldt	33-52	88	112	78.5
Zadroga	37-52	83	108	76.8
W.R. Williams	51-24	58	74	78.3
E. Hohl	30-52	69	88	78.4
Knisley	17-50	39	62	62.9
Gonzales	52-24	63	80	78.7
Siebold	48-51	88	110	80.0
Henton	52-27	88	100	88.0
Harris	50-43	53	80	66.2
Jeff Williams	9-50	35	58	60.3
J. Black	52-44	84	108	77.7
A. Copeland	50-44	54	82	65.9
L. Morton	51-22	56	68	82.3
T. Norwood	50-16	33	44	75.0
B. May	41-51	59	84	70.2
Don Kuchinski	Forf.			
Schultz	52-25	31	46	67.3
Van Sant	53-42	84	102	82.3
Hughes	41-51	104	126	82.5
Bellman	50-28	42	60	70.0
Tyson	14-50	31	52	59.6
Bertrand	47-51	33	60	55.0
Kilgore	42-54	64	90	71.1
Won 13 Lost 18		1894	2538	74.6

21. MERLIN POTTS, Kans. — qual. 531

Opponent	Score	R	SP	%
Van Sant	52-29	50	66	75.7
Schultz	27-54	51	72	70.8
Bellman	42-52	64	88	72.7
Hughes	47-50	79	102	75.4
Bertand	50-42	70	90	77.7
Tyson	55-22	46	58	79.3
Simmons	50-41	57	76	75.0
Kilgore	45-50	65	94	69.1
Williams, J.	52-41	58	74	78.3
Harris	52- 8	49	54	90.7
Copeland	53-12	48	54	88.8
Black	51-19	50	64	76.5
Norwood	51- 8	39	48	81.2
Morton	34-50	54	82	65.8
Kuchinski, Don	Forf.			
May	37-50	54	82	65.8
Zadroga	49-51	67	90	74.4
Steinfeldt	23-51	29	50	59.0
Hohl	43-51	70	92	76.0
Fahey	41-50	59	84	70.2
Gonzales	51-46	92	116	79.3
Knisley	8-51	40	62	64.5
Henton	51-48	59	84	70.2
Seibold	13-51	68	88	77.2
Titcomb	31-50	60	86	69.7
Simon	25-50	69	96	71.8
West	34-51	49	72	68.0
Solomon	41-50	65	90	72.2
Kuchinski, Dan	29-52	38	64	59.3
Fahey	47-52	68	92	73.9
Kabel	50-43	50	70	71.4

Won 13 Lost 18 1717 2340 73.3

22. CLARENCE BELLMAN, Ind. — Qual. 504

Opponent	Score	R	SP	%
Fahey	29-51	54	78	69.2
Dan Kuchinski	50-34	58	78	74.3
Potts	52-42	67	88	76.1
Kabel	52-40	83	110	75.4
R. Simon	33-54	62	86	72.1
Titcomb	39-50	74	98	75.5
Solomon	53-34	54	76	71.0
West	43-51	92	116	79.3
Knisley	3-53	31	50	62.0
Gonzales	45-52	132	162	81.4
Seibold	44-50	71	92	77.1
Henton	51-37	58	74	78.3
Steinfeldt	21-52	29	50	58.0
Zadroga	20-50	49	76	64.4
W. Williams	39-50	91	116	79.3
E. Hohl	20-52	66	90	73.3
Morton	51- 6	33	40	82.5
Norwood	50-38	43	68	63.2
May	26-57	46	68	67.6
Don Kuchinski	Forf.			
Harris	23-50	46	76	60.5
J. Williams	7-50	39	60	65.0
Black	52-40	73	102	71.5
Copeland	55-36	62	82	76.8
Tyson	52-23	66	86	76.7
Bertrand	52-37	70	88	79.5
Kilgore	29-52	51	76	67.1
Simmons	28-50	34	60	56.6
Schultz	39-50	59	88	67.0
Van Sant	52-33	61	84	72.6
Hughes	38-50	63	86	73.2

Won 13 Lost 18 1817 2636 68.9

23. KARL VAN SANT, Ind. — Qual. 508

Opponent	Score	R	SP	%
M. Potts	29-52	43	66	65.1
W. Kabel	42-51	66	86	76.7
J. Fahey	51-35	68	86	79.0
Dan Kuchinski	51-49	70	96	72.9
Solomon	52-25	60	74	81.0
Bob West	43-52	73	98	74.5
Simon	44-51	55	80	68.1
Titcomb	51-24	65	78	83.3
Seibold	23-50	57	82	69.5
Henton	51-40	75	96	78.1
Knisley	28-52	84	104	80.7
Gonzales	51-38	61	84	72.6
W. Williams	25-55	53	76	69.7
E. Hohl	31-52	54	78	69.2
Steinfeldt	25-50	54	80	67.5
Zadroga	50-42	45	66	68.1
May	50-45	75	96	78.1
Don Kuchinski	Forf.			
Larry Morton	10-52	31	58	53.4
Tony Norwood	52-34	49	70	70.0
Jerry Black	46-52	95	128	74.2
Ansil Copeland	37-51	53	82	64.6
Don Harris	50-44	65	96	67.7
Jeff Williams	36-52	44	70	62.8
Charles Kilgore	34-50	51	74	68.9
Don Simmons	42-53	80	102	78.4
Art Tyson	36-50	53	76	69.7
Sherman Bertrand	54-28	55	68	80.8
Dave Hughes	10-51	14	36	38.8
Clarence Bellman	33-52	55	84	65.4
Joe Schultz	27-50	58	88	65.9

Won 12 Lost 19 1761 2458 71.6

24. ANSIL COPELAND, Ohio — Qual. 516

Opponent	Score	R	SP	%
Seibold	18-52	56	76	73.7
Gonzales	15-52	43	66	65.1
Seibold	11-50	47	66	71.2
Henton	51-46	75	98	76.5
Zadroga	22-53	51	72	70.8
Zadroga	50-47	73	94	77.6
W. R. Williams	47-51	51	78	65.3
E. Hohl	10-52	33	54	61.1
Fahey	16-50	62	82	75.6
Dan Kuchinski	55-49	109	142	76.7
Potts	12-53	35	54	64.8
Kabel	3-51	23	44	52.2
Simon	15-53	30	54	55.5
Titcomb	12-50	25	48	52.0
Solomon	51-36	52	70	74.2
West	15-50	39	58	67.2
Tyson	34-54	87	108	80.5
Bertrand	51-38	66	84	78.5
Kilgore	51-42	82	104	78.8
R. Simmons	44-50	53	82	64.6
Schultz	29-54	51	72	70.8
Van Sant	51-37	57	82	69.5
Hughes	17-50	60	82	73.1
Bellman	36-55	56	82	68.2
Morton	51-20	45	56	80.3
Norwood	53-22	46	62	74.1
May	50-19	47	58	81.0
Don Kuchinski	Forf.			
D. Harris	52-19	50	64	78.1
J. Williams	47-50	68	92	73.9
Black	43-50	53	90	58.8

Won 12 Lost 19 1625 2274 71.4

## 25. BOB MAY, Ind. — Qual. 516

Opponent	Score	R	SP	%
Zadroga	50-43	73	98	74.4
C. Steinfeldt	21-52	46	68	67.6
E. Hohl	1-55	22	42	52.3
W. R. Williams	16-50	19	42	45.2
J. Gonzales	22-51	61	84	72.6
J. Knisley	32-52	67	92	72.8
Henton	50-30	50	64	78.1
Seibold	25-50	35	54	64.8
Titcomb	35-50	56	82	68.2
Simon	32-51	52	78	66.7
West	8-51	22	44	50.0
Solomon	42-51	81	108	75.0
Dan Kuchinski	44-52	36	58	62.0
Fahey	33-54	42	68	61.7
Kabel	36-50	60	84	71.4
Potts	50-37	58	82	69.5
Van Sant	45-50	73	96	76.0
Schultz	44-52	67	92	72.8
Bellman	51-26	54	68	79.4
Hughes	31-52	82	108	75.9
Bertrand	53-17	41	50	82.0
Tyson	26-50	53	74	71.6
Simmons	51-41	64	84	76.1
Kilgore	28-54	38	66	69.6
J. Williams	50-45	50	76	65.7
Harris	51-43	54	78	72.9
Copeland	19-50	36	58	62.0
Black	52-38	76	104	73.0
Norwood	50-27	49	66	74.2
Morton	54-34	53	74	71.6
Don Kuchinski	Forf.			

Won 12 Lost 19 1570 2222 70.6

## 26. GLEN HENTON, Iowa — Qual. 524

Opponent	Score	R	SP	%
Harris	52-16	44	56	78.5
Williams, J.	41-51	82	106	77.3
Black	42-52	83	106	78.3
Copeland	46-51	73	98	74.4
Morton	50-16	52	66	78.7
Norwood	43-50	50	74	67.5
May	30-50	43	64	67.1
Kuchinski, Don	Forf.			
Schultz	51-24	49	62	79.0
Van Sant	40-51	72	96	75.0
Hughes	50-33	57	74	77.0
Bellman	37-51	53	74	71.6
Tyson	50-38	51	70	72.8
Bertrand	50-25	74	86	86.0
Kilgore	48-52	67	94	71.2
Simmons	27-52	79	100	79.0
Simon	12-51	63	84	75.0
Titcomb	27-51	43	72	59.7
Solomon	52-48	71	96	73.9
West	28-51	75	98	76.5
Fahey	44-52	77	100	77.0
Kuchinski, Dan	50-41	67	86	77.9
Potts	48-51	58	84	69.0
Kabel	48-54	56	84	66.6
Steinfeldt	22-50	50	72	69.4
Zadroga	17-54	50	74	67.5
Williams, W.	50-22	46	60	76.6
Hohl	43-52	55	82	67.0
Knisley	43-52	73	94	77.6
Gonzales	24-50	56	74	75.6
Seibold	33-52	59	78	75.6

Won 10 Lost 21 1828 2464 74.1

## 27. JERRY BLACK, Ohio — Qual. 518

Opponent	Score	R	SP	%
Gonzales	52-40	89	108	82.4
J. Knisley	25-51	60	80	75.0
Henton	52-42	86	106	81.1
Seibold	13-51	55	76	72.3
Zadroga	15-50	39	60	65.0
Steinfeldt	20-50	35	60	58.3
Hohl	8-54	27	50	54.0
W. R. Williams	51-44	79	102	69.6
Dan Kuchinski	15-54	40	66	60.6
Jack Fahey	28-55	51	78	65.3
Kabel	4-52	10	32	31.2
Potts	19-51	41	64	62.5
Titcomb	32-51	54	80	67.5
Simon	10-50	19	40	47.5
West	38-55	44	70	62.8
Solomon	13-52	24	46	52.1
Bertrand	17-52	38	62	61.2
Tyson	38-50	69	98	70.4
Simmons	44-52	82	108	75.9
Kilgore	52-39	66	88	75.0
Van Sant	52-46	95	128	74.2
Schultz	47-50	68	88	77.2
Bellman	40-52	73	102	71.5
Hughes	33-52	49	74	66.2
Norwood	52-22	47	62	75.8
Morton	51-48	67	92	72.8
Don Kuchinski	Forf.			
May	38-52	41	104	68.2
J. Williams	50-40	60	82	73.1
Harris	42-51	61	84	72.6
Copeland	50-43	59	90	65.5

Won 10 Lost 21 1658 2380 69.6

## 28. SHERMAN BERTRAND, West Va. — Qual. 526

Opponent	Score	R	SP	%
Solomon	37-52	68	98	69.3
B. West	45-51	46	66	69.6
R. Simon	28-55	59	84	70.2
D. Titcomb	50-34	74	94	78.7
D. Potts	42-50	67	90	74.4
W. Kabel	33-53	91	116	78.4
Fahey	40-50	59	80	73.7
Dan Kuchinski	22-51	48	70	68.5
W.R. Williams	52-44	81	106	76.4
E. Hohl	51-38	84	106	79.2
Steinfeldt	30-50	75	94	79.7
Zadroga	33-51	62	88	70.4
Seibold	16-50	37	58	63.7
Henton	25-50	66	86	76.7
Knisley	16-52	51	76	67.1
Gonzales	21-51	64	82	74.4
Black	52-17	50	62	80.6
Copeland	38-51	62	84	73.8
Harris	50-28	61	76	80.2
J. Williams	33-52	63	90	70.0
May	17-53	29	50	58.0
Don Kuchinski	Forf.			
Morton	47-52	60	94	63.8
Norwood	51-49	66	90	73.3
Hughes	19-50	33	56	58.9
Bellman	37-52	65	88	73.8
Schultz	46-55	65	94	69.1
Van Sant	28-54	47	68	69.1
Kilgore	30-50	46	70	65.7
Simmons	51-47	35	60	58.3
Tyson	52-40	86	108	79.6

Won 9 Lost 22 1800 2484 72.4

29. DON HARRIS, Mo. — Qual. 498

Opponent	Score	R	SP	%
Henton	16-52	33	56	58.9
Seibold	8-52	40	66	60.6
Gonzales	31-52	55	76	72.3
Knisley	22-50	32	56	57.1
E. Hohl	29-52	57	80	71.2
W. Williams	2-52	34	56	60.7
Zadroga	36-53	68	90	75.5
Steinfeldt	29-50	78	100	78.0
Kabel	19-50	39	64	60.9
Potts	8-52	34	54	62.9
Dan Kuchinski	17-52	42	64	65.6
Fahey	33-51	59	84	70.2
West	32-50	45	76	59.2
Solomon	13-53	28	52	53.8
Titcomb	21-50	50	74	67.5
Simon	21-50	52	80	65.0
Simmons	43-50	52	80	65.0
Kilgore	18-51	28	58	48.2
Bertrand	28-50	54	76	71.0
Tyson	32-51	73	98	74.4
Bellman	50-23	55	76	72.3
Hughes	31-51	45	66	68.1
Van Sant	44-50	64	96	66.6
Schultz	31-53	35	58	
Don Kuchinski	Forf.			
May	43-51	52	78	66.6
Norwood	55-45	54	82	65.8
Morton	52-47	46	76	60.5
Copeland	19-52	40	64	62.5
Black	51-42	64	84	76.1
J. Williams	50-44	72	98	73.4

Won 6 Lost 25 1483 2216 66.9

30. LARRY MORTON, Georgia — Qual. 503

Opponent	Score	R	SP	%
E. Hohl	10-50	29	52	55.7
Morton	33-53	58	80	72.5
Al Zadroga	15-51	42	62	67.7
C. Steinfeldt	12-52	31	52	59.6
Henton	16-50	41	66	62.1
Seibold	19-54	50	72	69.4
Gonzales	29-52	49	72	68.0
Knisley	19-52	36	58	62.0
West	48-50	61	84	71.4
Solomon	24-55	48	70	68.5
Titcomb	12-50	27	46	58.7
Simon	9-50	41	54	64.0
Kabel	18-51	37	60	61.7
Potts	50-34	59	82	71.9
D. Kuchinski	26-50	35	58	60.3
Fahey	16-51	32	56	57.1
Bellman	6-51	19	40	47.5
Hughes	9-51	24	44	54.5
Van Sant	52-10	45	58	77.5
Schultz	22-50	66	92	71.7
Simmons	22-51	47	68	69.1
Kilgore	38-50	51	76	67.1
Bertrand	52-47	62	94	65.9
Tyson	17-52	43	64	67.1
Copeland	20-51	34	56	60.7
Black	48-51	65	92	70.6
J. Williams	32-52	41	70	58.5
Harris	47-52	43	76	56.5
Don Kuchinski	Forf.			
May	34-54	46	74	62.1
Norwood	49-52	59	92	64.1

Won 4 Lost 27 1321 2020 65.3

31. TONY NORWOOD, Tenn. — Qual. 501

Opponent	Score	R	SP	%
W.R. Williams	3-50	28	48	58.3
E. Hohl	25-50	60	80	75.0
Carl Steinfeldt	12-52	40	58	68.9
Al Zadroga	44-52	82	108	75.9
Seibold	18-52	69	94	73.4
Henton	50-43	53	74	71.6
Knisley	7-50	23	42	54.7
Gonzales	34-51	74	98	75.5
Solomon	41-51	59	84	70.2
West	45-50	60	90	66.6
Simon	17-50	45	66	68.1
Titcomb	31-51	41	66	62.1
Potts	8-51	25	48	52.0
Kabel	14-50	60	84	71.4
Fahey	6-50	49	70	70.0
Dan Kuchinski	20-54	50	74	67.6
Hughes	11-52	30	52	57.6
Bellman	38-50	39	68	57.3
Schultz	14-51	36	60	60.0
Van Sant	34-52	43	70	61.4
Kilgore	18-50	43	64	58.1
Simmons	16-50	22	44	50.0
Tyson	40-54	47	68	69.1
Bertrand	49-51	65	90	72.2
Black	22-52	35	62	56.4
Copeland	22-53	38	62	61.2
Harris	45-55	50	82	60.9
J. Williams	40-50	58	86	67.4
May	27-50	41	66	62.1
Morton	52-49	61	92	68.5

Won 3 Lost 28 1426 2150 66.3

32. DAN KUCHINSKI, Penn. — Qual. 508

FORFEIT				
---------	--	--	--	--

## ROY SMITH WINS 1979 CLASS B WORLD TOURNAMENT

### MEN'S CLASS B — FINALS

	W	L	R	SP	%
Roy Smith, Muskegon, Michigan.....	8	3	621	846	73.4
Alvin Perry, Hanover, Virginia.....	7	4	607	856	70.9
Bill Holland, Indianapolis, Indiana.....	7	4	604	882	68.4
Glen Riffle, Dayton, Ohio.....	7	4	484	728	66.4
Gary Roberts, Lucasville, Ohio.....	6	5	616	868	70.9
Leroy Rowe, Angola, Indiana.....	6	5	487	734	66.3
Mike Pateneau, Oxford, Maine.....	6	5	493	762	64.6
Dan Beshore, New Cumberland, Pennsylvania.....	5	6	575	856	67.1
Curt Over, Altoona, Pennsylvania.....	4	7	503	778	65.0
Gene Rice, Toledo, Ohio.....	4	7	541	840	64.4
Levi Miller, Plain City, Ohio.....	4	7	526	820	64.1
Glenn Portt, Albany, Georgia.....	2	9	467	770	60.6

### MEN'S CLASS B — GROUP 1

Alvin Perry, Hanover, Virginia.....	10	1	549	764	71.9
Gary Roberts, Lucasville, Ohio.....	9	2	527	702	75.0
Leroy Rowe, Angola, Indiana.....	9	2	478	686	69.6
Bill Holland, Indianapolis, Indiana.....	7	4	460	688	66.8
J. B. Fuller, Asheville, North Carolina.....	7	4	441	680	64.8
Stephen Hohl, Wellesley, Ontario, Canada.....	6	5	533	772	69.0
Willie Stephens, Simpsonville, North Carolina.....	5	6	472	716	65.9
Robert Matthews, Batavia, New York.....	5	6	356	610	58.3
A. J. Nave, Greenville, South Carolina.....	3	8	452	736	61.4
Edward Domey, Sutton, Massachusetts.....	3	8	369	640	57.6
George Lewis, Knoxville, Tennessee.....	2	9	353	626	56.3
Elwyn Cooper, Kansas City, Missouri.....	2	9	353	626	56.3

### MEN'S CLASS B — GROUP 2

Roy Smith, Muskegon, Michigan.....	10	1	489	636	76.8
Glenn Riffle, Dayton, Ohio.....	9	2	461	678	67.9
Michael Pateneau, Oxford, Maine.....	8	3	478	714	66.9
Glenn Portt, Albany, Georgia.....	6	5	525	788	66.9
Charlie Webb, Cahokia, Illinois.....	6	5	523	802	65.2
Lowell Davis, Creswell, Oregon.....	6	5	432	680	63.5
Bill Henn, Bellevue, Kentucky.....	6	5	463	758	61.0
John Smith, Atchison, Kansas.....	5	6	488	750	65.0
Tom McEldowney, Greenville, Ohio.....	5	6	471	778	60.5
Paul Scheub, Sarasota, Florida.....	3	8	433	726	59.6
Stanley Sobleski, Akron, Ohio.....	1	10	406	654	62.0
Delbert Maroon, Altamont, Illinois.....	1	10	368	686	53.6

### MEN'S CLASS B — GROUP 3

Dan Beshore, New Cumberland, Pennsylvania.....	9	2	433	654	66.2
Curt Over, Altoona, Pennsylvania.....	8	3	446	692	64.4
Gene Rice, Toledo, Ohio.....	8	3	424	670	63.2
Levi Miller, Plain City, Ohio.....	7	4	487	752	64.7
John Edmonds, Weaverville, North Carolina.....	6	5	467	744	62.7
Gerald Mainson, Warren, Michigan.....	6	5	409	708	57.7
Max Roseberry, Marion, Ohio.....	6	5	335	584	57.3
Roger Norwood, Knoxville, Tennessee.....	5	6	460	756	60.8
Paul Toole, Topeka, Kansas.....	4	7	383	668	57.3
Paul Drowne, Gardner, Massachusetts.....	4	7	370	706	52.4
Charles Randall, Pittsburgh, Pennsylvania.....	3	8	272	510	53.3
Richard Maroni, Arnold, Pennsylvania.....	Forf.				

**ART SPERBER OF WASHINGTON, 1979 CLASS C CHAMPION****MEN'S CLASS C — GROUP 1**

	W	L	R	SP	%
Arthur Sperber, Bremerton, Washington.....	4	1	230	348	66.0
Lonnie Church, Winston-Salem, North Carolina....	4	1	214	342	62.5
Kenneth Waggoner, Xenia, Ohio.....	2	3	178	300	59.3
Arnold Griffith, Oceana, West Virginia.....	2	3	190	338	56.2
Roger Potts, Leonardville, Kansas.....	2	3	167	298	56.0
Richard Howe, Orange, Massachusetts.....	1	4	157	314	50.0

**MEN'S CLASS C — GROUP 2**

John Reeves, Rock Hill, South Carolina.....	5	0	164	258	63.6
John Schuck, Sharpsville, Indiana.....	3	2	165	266	62.9
Robert Booe, Atchison, Kansas.....	3	2	160	262	61.0
Bill Ridge, Bareersville, Indiana.....	3	2	134	242	55.3
Joe Holland, Clearwater, Florida.....	1	4	129	244	52.8
Charles Rhodes, White Hall, Illinois.....	1	4	129	244	52.8

**MEN'S CLASS C — GROUP 3**

Jack Rainbow, Monaca, Pennsylvania.....	5	0	251	362	69.3
Douglas Shear, So. Pine, North Carolina.....	3	2	213	350	60.8
Marion Collins, Dunedin, Florida.....	3	2	209	344	60.7
Elmer Swartz, Annandale, Virginia.....	2	3	210	350	60.0
Charles Hilton, Miami, Florida.....	2	3	187	346	54.0
James Haley, Stone Mt., Georgia.....	0	5	139	296	46.9

**MEN'S CLASS C — GROUP 4**

Waynes Luoma, Burgon, Ohio.....	4	1	218	336	64.8
Robert McKnight, New Castle, Pennsylvania.....	4	1	214	348	61.4
Harry Livengood, Robinson, Illinois.....	3	2	176	296	59.5
Carl Greene, Cleveland, Tennessee.....	2	3	185	336	55.1
Vince Sedlacek, New Kensington, Pennsylvania.....	2	3	153	298	51.3
John Solesbee, Greer, South Carolina.....	0	5	216	382	56.5

**MEN'S CLASS C — GROUP 5**

Burl Taylor, Greencastle, Indiana.....	5	0	207	332	62.3
Jack Adams, Saskatchewan, Canada.....	3	2	203	336	60.4
Richard Ferguson, Sarasota, Florida.....	3	2	225	378	59.5
Joe Kuchinski, Erie, Pennsylvania.....	2	3	195	342	57.0
John Brown, Lancaster, Ohio.....	2	3	186	356	52.2
James McCombs, Greenville, Ohio.....	0	5	169	336	50.2

**MEN'S CLASS C — GROUP 6**

Casey Danner, Newell, Pennsylvania.....	4	1	233	360	64.7
Douglas Walters, Concord, North Carolina.....	3	2	223	346	64.4
Cletus Chapelle, Portland, Oregon.....	3	2	233	390	59.7
Vic Pfaff, Huntington, Indiana.....	3	2	227	380	59.7
Merle Koeppel, Evansport, Ohio.....	1	4	210	364	57.6
Carl Young, Columbus, Ohio.....	1	4	208	376	55.3



Proudly displaying their Hall of Fame plaques are left to right: Lee Davis, Florida; Wilbur Kabel, Ohio; Lorraine Thomas, New York; and Wally Shipley, California, NHPA President. — Photo by Kennedy Studio.

## 1979 WORLD TOURNAMENT PHOTOS at Statesville, North Carolina

One Black and White 8 x 10 Photo

\$3.00 each, sent First Class

*Choice of one of any of the following:*

Convention Shots

Hall of Fame Group

Official Opening

Some Individual Pictures

Groups Photo of Top 32 Men

Closing Ceremony, awarding of Trophies  
and Prize Awards

*Thanks to the many friends for all the  
courtesies extended.*

Kennedy's  Studio

626 Margaret Road · Statesville, N.C. 28677



**CLASS D WORLD TITLE WON BY STEVE POWERS OF OHIO****MEN'S CLASS D — GROUP 1**

	W	L	R	SP	%
Steve Powers, Xenia, Ohio.....	4	1	135	258	52.3
J.W. Cox, Wabash, Indiana.....	3	2	121	212	57.0
David Hummel, Newark, Ohio.....	3	2	138	268	51.4
Charles D. Stallings, Powell, Tennessee.....	3	2	137	275	49.8
Orlin Knuth, Reed City, Michigan.....	2	3	132	264	50.0
Douglas Shear, So. Pine, North Carolina.....	Forfeit				

**MEN'S CLASS D — GROUP 2**

Earl Winston, LaMont, Missouri.....	4	1	195	300	65.0
Bill Ungetheim, Owensville, Indiana.....	3	2	133	274	48.5
Allen Perry, Dawn, Virginia.....	2	3	159	296	53.7
Floyd Hix, Jr., Doswell, Virginia.....	2	3	174	328	53.0
Kyle Wingate, Blacksburg, Virginia.....	2	3	177	340	52.0
Will Gullichson, Moorehead, Minnesota.....	2	3	159	312	50.9

**MEN'S CLASS D — GROUP 3**

Coquelle Bowker, Azle, Texas.....	5	0	190	266	71.4
Brian Neff, Greenville, Ohio.....	4	1	174	262	66.4
Rolly Wittlich, Belleville, Illinois.....	3	2	167	282	59.3
Phillip Zozzaro, Little Falls, New Jersey.....	2	3	111	264	42.0
George Stifel, Toledo, Ohio.....	1	4	113	278	40.6
Edward Pratt, Columbus, Ohio.....	0	5	80	244	32.7

**MEN'S CLASS D — GROUP 4**

Barry Chapelle, Portland, Oregon.....	5	0	186	282	65.9
Martin Lasich, San Jose, California.....	4	1	177	340	52.0
Robert Johnson, New Concord, Ohio.....	3	2	170	354	48.0
Joe Douchant, East Carondelet, Illinois.....	2	3	146	302	48.3
Chad Mays, Kenton, Ohio.....	1	4	145	356	40.7
Herman Mays, Dayton, Ohio.....	0	5	118	294	40.1

**MEN'S CLASS D — GROUP 5**

Paul Schultz, Brentwood L.I., New York.....	5	0	169	300	56.3
James Simmet, Sebewaing, Michigan.....	4	1	162	314	51.5
Edward Blum, Darlington, Pennsylvania.....	3	2	172	316	54.4
Walter Deuster, W. Hampton Bays, New York.....	2	3	163	316	51.5
Ray Brandon, Stone, Ohio.....	1	4	128	290	44.1
William Kolb, Belleview, New Jersey.....	0	5	128	288	44.4

**MEN'S CLASS D — GROUP 6**

Robert Toney, Lynchburg, Virginia.....	4	1	185	324	57.0
Gary Kline, Union, Ohio.....	4	1	176	312	56.4
Earl Linkous, Dublin, Virginia.....	3	2	174	318	54.7
J. Fred Brown, Defiance, Ohio.....	2	3	171	322	53.1
Jay Hoyer, Pleasant Lake, Indiana.....	2	3	201	384	52.3
Jim Reed, Oldwick, New Jersey.....	0	5	98	272	36.0

**PICRAUX MEMORIAL OPEN — DEFIANCE, MO. — SEPT. 13-14-15**

The Charlie Picraux Memorial Open tournament will be held at Bob and Shirley's Tavern courts in Defiance, Missouri on Thursday, Friday and Saturday, September 13-14-15. There will be four classes, A, B, C and D. Send entry fee of \$4.00 and 100-shoe score including ringers to Jerry Kohler, Rte. #1, Box 176-B, Defiance, Missouri 63341. Phone 314-828-5737. Deadline September 5.

## PERTICONA TOP MAN FOR 1979 CLASS E WORLD CROWN

### MEN'S CLASS E — GROUP 1

	W	L	R	SP	%
Justin Perticone, Jackson, Michigan.....	4	1	177	318	55.6
Alvin Cherry, Plainfield, New Jersey.....	3	2	164	308	53.2
Carl Maier, Altoona, Pennsylvania.....	3	2	163	322	50.6
Richard Hoerst, Cincinnati, Ohio.....	3	2	155	312	49.6
Robert Williams, Cement City, Michigan.....	2	3	138	302	45.6
Richard Whiteman, Newark, Ohio.....	0	5	97	258	37.5

### MEN'S CLASS E — GROUP 2

Earl Waggoner, Xenia, Ohio.....	4	1	171	292	58.5
Russ Gadoury, Watertown, Massachusetts.....	4	1	194	354	54.8
Edward Severs, Vineland, New Jersey.....	3	2	176	326	53.9
Gurney York, Harmony, North Carolina.....	3	2	181	348	52.0
James Adkerson, Hixson, Tennessee.....	1	4	143	306	46.7
Edwin Sell, Osterburg, Pennsylvania.....	0	5	129	294	43.8

### MEN'S CLASS E — GROUP 3

Donald Hanes, Albuquerque, New Mexico.....	4	1	132	238	55.4
William Wade, Fairmont, West Virginia.....	4	1	152	310	49.0
Roy Littrel, Jr., Marshal, N.B., Canada.....	2	3	151	304	49.6
T.R. Little, Cleveland, Tennessee.....	2	3	124	266	46.6
Forrest Wyrick, Blanchard, Michigan.....	2	3	124	278	44.6
Edward Howdeshell, Rochester, Indiana.....	1	4	144	310	46.4

### MEN'S CLASS E — GROUP 4

Stanley Leis, Linwood, Ontario, Canada.....	5	0	163	326	50.0
Maurice Rodocker, Canton, Ohio.....	3	2	134	328	40.8
Mel Meidl, Anaconda, Minnesota.....	2	3	143	316	45.2
Delbert Stewart, Plain City, Ohio.....	2	3	145	322	45.0
Lester Rose, Columbus, Ohio.....	2	3	130	338	38.4
Paul Mongerson, Taylor Ridge, Illinois.....	1	4	122	340	35.8

### MEN'S CLASS E — GROUP 5

Lowell Hurley, Trinity, North Carolina.....	4	1	176	326	53.9
Richard Ullery, Hamilton, Ohio.....	4	1	148	298	49.6
Henry Kahle, Toledo, Ohio.....	3	2	151	322	46.8
Wayne McLintock, Anderson, Indiana.....	2	3	127	290	43.7
Fletcher Dunlop, Hickory, North Carolina.....	2	3	143	338	42.3
Edward Weyer, Ferdinand, Illinois.....	0	5	153	342	44.7

### MEN'S CLASS E — GROUP 6

Edward Riskey, Interlaken, New York.....	4	1	142	298	47.6
Gary Poindexter, Walcott, Indiana.....	3	2	143	306	46.7
Rex Swinson, Noble, Illinois.....	3	2	145	326	44.4
Lee Bussard, Lincoln, Nebraska.....	2	3	138	298	46.3
Robert Hill, Blackburg, Virginia.....	2	3	125	300	41.6
Cecil Phelps, Elmont, Virginia.....	1	4	137	300	45.6

## ANNUAL FAIRFIELD, IOWA OPEN — SEPTEMBER 16

The annual Fairfield Open will be held at the Chataqua Park courts in Fairfield, Iowa on Sunday, September 16. This is a sanctioned with non-sanctioned classes. Contact Bill Vandegriff, 1006 Liberty Drive, Fairfield, Iowa 52556. Phone 515-472-5839. Entry fee \$5.00 Men; Ladies \$3.00; Juniors \$1.00. Register by 10 a.m. Trophies and cash prizes. 4 clay and 18 portable courts.

**MEN'S CLASSES — (Continued)****MEN'S CLASS C — FINALS**


	W	L	R	SP	%
Jack Rainbow, Monaca, Pennsylvania.....	4	1	163	224	72.7
Burl Taylor, Greencastle, Indiana.....	4	1	142	218	65.1
Arthur Sperber, Bremerton, Washington.....	3	2	163	262	62.2
John Reeves, Rock Hill, South Carolina.....	3	2	122	222	54.9
Casey Danner, Newell, Pennsylvania.....	1	4	122	226	53.9
Wayne Luoma, Burton, Ohio.....	Forfeit				

**MEN'S CLASS D — FINALS**

Paul Schultz, Brentwood, New York.....	4	1	228	364	62.6
Earl Winston, LaMont, Missouri.....	4	1	220	342	64.3
Barry Chapelle, Portland, Oregon.....	3	2	257	400	64.2
Coquelle Bowker, Azle, Texas.....	3	2	182	296	61.4
Robert Toney, Lynchburg, Virginia.....	1	4	205	374	54.8
Steve Powers, Xenia, Ohio.....	0	5	145	294	49.3

**MEN'S CLASS E — FINALS**

Earl Waggoner, Xenia, Ohio.....	5	0	170	298	57.0
Stanley Leis, Linwood, Ontario, Canada.....	3	2	181	324	55.8
Lowell Hurley, Trinity, North Carolina.....	3	2	161	300	53.6
Donald Hanes, Albuquerque, New Mexico.....	2	3	117	304	38.4
Edward Risley, Interlaken, New York.....	1	4	154	314	39.0
Justin Perticone, Jackson, Michigan.....	1	4	140	296	47.2

**SPECIAL ANNOUNCEMENT****Buy TED ALLEN Horseshoes**


---

No later than April, all the backlog of orders, plus the latest, will be mailed out. Progressively faster service enabled by special help on the "grinding".

---

*The favorite "Pro Shoes" since 1938*

1045 LINDEN AVENUE

BOULDER, COLORADO 80302

**MEN'S CLASSES — (Continued)****MEN'S CLASS F**

Earl Noe, Westerville, Ohio.....	4	1	101	202	50.0
Richard Wiseman, Asbury, West Virginia.....	4	1	102	218	46.7
James Reed, Oldwick, New Jersey.....	3	2	82	206	39.8
Howard Johnson, Huntington, Indiana.....	2	3	94	204	46.0
Casey Moubray, Lansing, Michigan.....	2	3	95	218	43.5
Charles Tucker, San Diego, California.....	0	5	89	228	39.0

**MEN'S CLASS G**

Ottie Reno, Elberta, Alabama.....	5	0	113	184	61.4
Henry Dornath, S.W., Minnesota.....	4	1	104	196	53.0
Dick Pelton, Horton, Michigan.....	3	2	104	220	47.2
Red Pearman, Newport, Indiana.....	2	3	94	204	46.0
Jones Burrow, Kernersville, North Carolina.....	1	4	85	200	42.5
Glenn Eppley, Red Lion, Pennsylvania.....	0	5	79	206	38.3

**MEN'S CLASS H**

James Burd, Califon, New Jersey.....	5	0	97	198	48.9
Dick Guill, Mansfield, Ohio.....	4	1	92	180	51.1
Jack Griffith, Etters, Pennsylvania.....	3	2	73	222	32.8
Robert Widdersheim, Clearwater, Florida.....	2	3	110	230	47.8
Arnold Hanson, Nora Springs, Iowa.....	1	4	71	204	34.8
Edward Horneman, Arnold, Pennsylvania.....	0	5	60	198	30.3

**MEN'S CLASS I**

Dale Kirtley, Modoc, Indiana.....	4	1	89	232	38.3
George Pierson, Springfield, Ohio.....	4	1	90	188	47.8
Pete Seagraves, Greensboro, North Carolina.....	4	1	87	206	42.2
Patrick Kluesner, Jasper, Indiana.....	2	3	75	220	34.0
Donnie Black, High Pt., North Carolina.....	1	4	90	214	42.0
Homer Cain, Marland, Oklahoma.....	0	5	59	206	28.6

**MEN'S CLASS J**

Doyle Derrick, Highland, Kansas.....	5	0	99	196	50.5
Theiron Hinshaw, Burlington, North Carolina.....	4	1	93	234	39.7
Pete Wehr, Ireland, Indiana.....	2	3	76	202	37.6
George Nick, Bloomington, Minnesota.....	2	3	75	206	36.4
Richard Wheeler, Toledo, Ohio.....	1	4	82	220	37.2
Glenn Stone, Anderson, Indiana.....	1	4	69	210	32.8

**MEN'S CLASS K**

Buck Mann, Fairlea, West Virginia.....	7	0	123	260	47.3
Stan Ulku, Bloomington, Minnesota.....	6	1	129	268	48.1
Paul Cogdill, Knoxville, Tennessee.....	4	3	122	288	42.3
Carrol Cone, Stormlake, Iowa.....	4	3	107	274	39.0
John Carpenter, Dallas, North Carolina.....	3	4	133	292	45.5
Richard Hastings, Athol, Massachusetts.....	3	4	118	286	41.2
William Billings, Thurmond, North Carolina.....	1	6	63	224	28.1

**MEN'S CLASS L**

Paul Dumont, Dracut, Massachusetts.....	5	0	87	186	46.7
Keith Garrett, Simpsonville, North Carolina.....	4	1	87	200	43.5
Tim Weyer, Ferdinand, Indiana.....	3	2	76	176	43.1
Bill Arms, Knoxville, Tennessee.....	2	3	75	208	36.0
Bill MacMahon, Melrose, Massachusetts.....	1	4	75	206	36.4
Joe Hefner, Claremont, North Carolina.....	Forfeit				

**MEN'S CLASSES — (Continued)****MEN'S CLASS M**

Wilmer Ness, Dallastown, Pennsylvania.....	5	0	116	256	45.3
Shelby White, Kannapolis, North Carolina.....	4	1	105	230	45.6
Henry Preimesberger, Genola, Minnesota.....	2	3	98	234	41.8
Ted Lewis, Millville, New Jersey.....	2	3	55	176	31.2
John Fulton, Carlisle, Pennsylvania.....	1	4	82	224	36.6
Dan Isaacs, Vilas, North Carolina.....	1	4	64	198	32.3

**MEN'S CLASS N**

Jim Totten, Olney, Illinois.....	4	1	102	236	43.2
John Lalley, Mentor, Ohio.....	3	2	102	216	47.2
Jack Griffith, Etters, Pennsylvania.....	3	2	84	226	37.1
Leroy McClintock, Moundsville, West Virginia.....	2	3	82	222	36.9
Pat O'Toole, Woodlawn, Ontario, Canada.....	2	3	78	216	36.1
Flake Dyson, Taylorsville, North Carolina.....	1	4	55	196	28.0

**MEN'S CLASS O**

	W	L	R	SP	%
Bryan Pfaff, Jasper, Indiana.....	4	1	75	196	38.2
David Solesbee, Greer, South California.....	4	1	71	268	34.7
Russell Rendill, Topeka, Kansas.....	3	2	93	268	34.7
Larry Ford, San Diego, California.....	2	3	65	212	30.6
Lonnie Robertson, Mebane, North California.....	2	3	66	234	28.2
Bill Progen, Acton, Massachusetts.....	0	5	56	214	26.1

**MEN'S CLASS P**

Garland Derbyshire, Angola, Indiana.....	4	1	91	224	40.6
Ose Veeseey, Huntsville, Alabama.....	3	2	97	248	39.1
Robert Snider, Ft. Thomas, Kentucky.....	3	2	76	220	34.5
Joe Holloway, Jonesboro, Indiana.....	3	2	70	258	27.1
Elmer Vines, Minneapolis, Minnesota.....	2	3	82	262	31.2
Robert Zeis, Capitol, Michigan.....	0	5	61	230	26.5

**MEN'S CLASS Q**

James Haller, Lawrence, Kansas.....	5	0	87	232	37.5
Jones Reid, Lenoir, North Carolina.....	4	1	82	216	37.9
Charles Culver, Culvertown, Kentucky.....	2	3	80	258	31.0
Herbert McCoskey, Pekin, Indiana.....	2	3	68	222	30.6
John Pelegrinelli, New Kensington, Pennsylvania.....	1	4	55	244	22.5
John Antesberger, Altoona, Pennsylvania.....	1	4	47	220	21.3

**MEN'S CLASS R**

Lou Gesler, Brawley, California.....	4	1	68	226	30.0
Steve Cornette, Vilas, North Carolina.....	4	1	78	240	32.5
Walt Pierce, Burton, Ohio.....	3	2	87	238	36.5
James Collins, Greenville, South Carolina.....	3	2	75	226	33.1
Clarence Leavengood, Enid, Oklahoma.....	1	4	74	252	29.3
Neil Price, Kansas City, Missouri.....	0	5	30	198	15.1

**MEN'S CLASS S**

Pete Gravely, Pulaski, Virginia.....	4	1	80	234	34.1
Wesley Pateneau, Oxford, Maine.....	3	2	73	232	31.4
Paul Gibson, Centralia, Illinois.....	3	2	68	234	29.0
Dean Campbell, Arlington, Texas.....	3	2	65	258	25.1
Frank Oldenburg, Greensboro, North Carolina.....	1	4	66	232	28.4
Charles Myers, Columbus, Ohio.....	1	4	53	214	24.7

## MEN'S CLASSES — (Continued)

### MEN'S CLASS T

Jack Adame, Lawrence, Kansas.....	4	1	66	212	31.1
Leo Workman, Dublin, Virginia.....	4	1	62	168	36.9
Junior Hair, Cleveland, Tennessee.....	3	2	64	206	31.0
James Sprinkle, Winston-Salem, North Carolina....	2	3	60	226	26.5
John Whittington, Lancaster, Ohio.....	1	4	55	192	28.6
Jim Keene, Poncevert, West Virginia.....	1	4	53	236	22.4

### MEN'S CLASS U

L. Sunderland, Daisy, Tennessee.....	5	0	71	154	46.1
Elbert Branson, Mt. Airy, North Carolina.....	3	2	68	206	33.0
Larry Tunin, Indianapolis, Indiana.....	3	2	57	180	31.6
Ray Williams, Chino, California.....	3	2	48	162	29.6
Boyd Fletcher, Kannapolis, North Carolina.....	1	4	41	174	23.5

### MEN'S CLASS V

Max Gunyon, Frankfort, Indiana.....	4	1	66	188	35.1
Elbert Branson, Mt. Airy, North Carolina.....	4	1	83	234	35.4
Keith Slettehaugh, Minneapolis, Minnesota.....	3	2	63	256	24.6
William English, Charleston, Massachusetts.....	2	3	54	248	21.7
Andy Dominique, Dracut, Massachusetts.....	1	4	47	198	23.7
Timothy Powell, Hickory, North Carolina.....	1	4	60	262	22.9

### MEN'S CLASS W

Bob Williams, Burlington, North Carolina.....	5	1	75	280	26.7
Jimmy Barnette, Dublin, Virginia.....	4	2	48	270	17.7
Gordon Sams, Hudson, Indiana.....	2	4	48	270	17.7
Bert Sargent, Westwood, Massachusetts.....	1	5	48	266	18.0

### MEN'S CLASS X

Kirk Robertson, Mebane, North Carolina.....	4	1	82	280	29.2
Thomas Courtney, Haverhill, Massachusetts.....	4	1	69	260	26.5
Don Taylor, Hickory, North Carolina.....	4	1	70	256	27.3
Bill Crayton, Graham, North Carolina.....	2	3	46	256	17.9
Rusty Arms, Knoxville, Tennessee.....	1	4	57	292	19.5
Tim Powell, Hickory, North Carolina.....	0	5	39	224	17.4

### MEN'S CLASS Y

George Goodwin, Spokane, Washington.....	5	0	41	198	20.7
Paul Routson, Oregon, Ohio.....	4	1	26	218	11.9
Henry Allen, Hamilton, Ohio.....	3	2	33	230	14.3
Karl Giles, Statesville, North Carolina.....	2	3	16	246	6.5
Herbert Pfeil, Tarentum, Pennsylvania.....	1	4	7	260	2.6

## STAN MANKER REPEATS AS WORLD SENIOR CHAMPION

### SENIORS CHAMPIONSHIP CLASS

	W	L	R	SP	%
Stan Manker, Martinsville, Ohio.....	6	1	349	502	69.5
Bernard Herfurth, Northampton, Massachusetts....	6	1	308	482	63.9
Frank Stinson, Minneapolis, Minnesota.....	4	3	336	500	67.2
Paul Focht, Dayton, Ohio.....	4	3	302	484	62.4
Floyd Plumb, Toledo, Ohio.....	3	4	304	482	63.0
Abe Austin, Oak Park, Illinois.....	2	5	263	456	57.6
Arnold Lester, Galesburg, Illinois.....	2	5	259	464	55.8
Glyndon Moore, Elan College, North Carolina.....	1	6	261	478	54.6

## MEN'S SENIORS — (Continued)

## MEN'S SENIOR CLASS B

Omar Blacketer, Louisville, Kentucky.....	6	1	245	450	54.4
Granny Palmer, Vincennes, Indiana.....	5	2	241	436	55.2
Henry Franke, Centralia, Illinois.....	4	3	212	426	49.7
Walter Mrozak, Hamden, Connecticut.....	4	3	211	434	48.6
Otto Klauba, Hendersonville, North Carolina.....	3	4	219	444	49.3
Charles Bailey, Enid, Oklahoma.....	2	5	205	460	44.6
Ray Slocum, Akron, Ohio.....	2	5	165	406	40.6
Harold Tuttle, Youngstown, Ohio.....	2	5	160	428	37.3

## MEN'S SENIOR CLASS

Sol Berman, Elizabeth, New Jersey.....	5	0	177	310	57.0
Rene Rodrigue, Fort Lauderdale, Florida.....	3	2	175	324	54.0
Chuck Ball, Portland, Oregon.....	3	2	158	316	50.0
Lester Stephenson, Washington Court House, Ohio..	2	3	129	298	43.2
Raymond Shoher, Newfield, New Jersey.....	1	4	146	332	43.9
Marvin Burgess, Ballinger, Texas.....	1	4	123	304	40.4

## MEN'S SENIOR CLASS D

Pat Fitzmorris, Yukon, Oklahoma.....	5	0	99	216	45.8
Ross Sornberger, Galesburg, Ohio.....	3	2	108	236	45.7
Ray Cochran, Fredericktown, Ohio.....	3	2	71	192	36.9
Woodrow Thomas, High Point, North Carolina.....	2	3	77	188	40.9
George Christian, Mayfield, Ohio.....	1	4	160	230	43.4
Joseph Lenard, Detroit, Michigan.....	1	4	54	166	32.5

## MEN'S SENIOR CLASS E

Charles Batts, Holland, Indiana.....	4	1	73	176	41.4
Andrew Doshna, Clearwater, Florida.....	3	2	84	194	43.2
Fred English, Topeka, Kansas.....	3	2	57	166	34.3
George Buskey, Clearwater, Florida.....	3	2	52	164	31.7
Doyle Maikranz, Owenville, Indiana.....	2	3	65	180	36.1
William VanZanten, Tempe, Arizona.....					Forfeit

## MEN'S SENIOR CLASS F

Donald Knotts, Springfield, Ohio.....	5	0	92	220	41.8
Lee Jacobs, Belleville, Michigan.....	3	2	88	232	37.9
William Packard, Venice, Florida.....	2	3	88	228	38.5
Ray Miller, Springfield, Ohio.....	2	3	81	226	35.8
William Meador, Youngstown, Ohio.....	2	3	62	192	32.2
Virgil Bunge, Bunker Hill, Illinois.....	1	4	51	194	26.2

## MEN'S SENIOR CLASS G

Thomas Reitz, Brooklyn, New York.....	5	0	74	206	35.9
Isaac Davis, St. James, Minnesota.....	3	2	69	188	36.7
Chester Evans, Bridgeport, Illinois.....	3	2	64	226	28.3
Ralph Forstrom, Hampden, Massachusetts.....	3	2	49	194	25.3
Arthur Cosgrove, Yonkers, New York.....	1	4	66	268	24.6
Carl Christianson, Nora Springs, Iowa.....	0	5	33	198	16.7

## MEN'S SENIOR CLASS H

Harold McPhearson, Zellwood, Florida.....	5	0	65	196	33.2
Jesse Grim, Middletown, Virginia.....	3	2	47	258	18.2
Armando DeLuca, Chelsea, Massachusetts.....	3	2	26	234	11.1
James Fourman, Arcanum, Ohio.....	2	3	48	232	20.7
Charles Clark, Moundsville, West Virginia.....	2	3	35	252	13.9
Glenn DeGitz, Pittsburgh, Pennsylvania.....	0	5	25	136	18.4

## WOMEN'S CLASSES FINAL STANDINGS



Phyllis Negaard of St. Joseph, Minnesota, holds her World Championship trophy as the 1979 winner of the Women's Class A division. Earl Winston, 3rd Vice-president of the NHPA made the presentation. — Photo by Kennedy Studio.

### WOMEN'S CHAMPIONSHIP CLASS

	W	L	R	SP	%
Phyllis Negaard, St. Joseph, Minnesota.....	10	1	513	730	70.2
Opal Reno, Lucasville, Ohio.....	9	2	551	724	76.1
Vicki Winston, LaMont, Missouri.....	9	2	525	730	71.9
Helen Roberts, Lucasville, Ohio.....	8	3	517	778	66.4
Ruth Hangen, Getzville, New York.....	7	4	499	756	66.0
Helen Blutt, Ekalaka, Montana.....	5	6	445	708	62.8
Bonnie Seibold, Huntington, Indiana.....	4	7	567	848	66.8
Lorraine Thomas, Lockport, New York.....	4	7	405	644	62.8
Betty Steinfeldt, Rochester, New York.....	4	7	405	644	62.8
Sandy Bartel, Oregon City, Oregon.....	3	8	444	724	61.3
Kelly O'Brien, Spokane, Washington.....	3	8	407	700	58.1
Cindy Dean, Elkton, Virginia.....	1	10	263	574	45.8

### WOMEN'S CLASS B

Connie Still, Hamilton, Ohio.....	6	1	220	372	59.1
Juanita Phelps, Elmont, Virginia.....	5	2	252	424	59.4
Jean Myers, Columbus, Ohio.....	5	2	236	434	54.3
Vivian Deuster, Hampton Day, New York.....	4	3	210	390	53.8
Gerry Wheeler, Toledo, Ohio.....	3	4	215	446	48.2
Ruth Kirk, Waverly, Ohio.....	3	4	190	430	44.1
Betty Marsh, Pilot Mt., North Carolina.....	1	6	154	400	38.5
Lynne Hughes, Bloomington, Minnesota.....	1	6	123	340	36.1



**WOMEN'S CLASSES — (Continued)****WOMEN'S CLASS C**

Rosemary Curley, Toledo, Ohio.....	7	0	177	384	46.1
Edith Gadoury, Watertown, Massachusetts.....	6	1	184	434	42.4
Janet Reno, Waverly, Ohio.....	4	3	196	434	45.1
Tina Cain, Marland, Oklahoma.....	3	4	172	430	40.0
Claracy Bell, Lexington, Kentucky.....	3	4	184	468	39.3
Jennifer Ison, Lucasville, Ohio.....	3	4	153	432	35.4
Connie Doss, Greenville, Ohio.....	2	5	162	428	37.8
Ethyl Davis, Creswell, Oregon.....	0	7	127	410	30.9

**WOMEN'S CLASS D**

Marilyn Hanes, Albuquerque, New Mexico.....	5	0	59	144	40.9
Betsy Mauney, San Diego, California.....	4	1	48	184	26.0
Dorothy Slocum, Rossford, Ohio.....	3	2	47	176	26.7
Ginger Cain, Marland, Oklahoma.....	2	3	48	220	21.8
Avanelle Brown, Waverly, Ohio.....	1	4	30	160	18.7
Tena Bunce, Statesville, North Carolina.....					Forfeit

**WOMEN'S CLASS E**

Opal Corbett, Orlando, Florida.....	4	1	51	202	25.2
Eloise Keene, Roncevert, West Virginia.....	3	2	57	194	29.3
Vickie Pateneau, Oxford, Maine.....	3	2	52	182	28.5
Joan Guetzke, Germantown, Wisconsin.....	3	2	52	234	22.2
Rita Killgore, Plattsburg, Missouri.....	2	3	34	188	18.0
Dolores Preimesberger, Genola, Minnesota.....					Forfeit

**WOMEN'S CLASS F**

Anita Pateneau, So. Paris, Maine.....	4	1	46	250	18.4
Marge Ouellette, Staten Island, New York.....	4	1	47	260	18.0
Ruth Anderson, Fargo, North Dakota.....	3	2	40	258	15.5
Julia Ulku, Bloomington, Minnesota.....	3	2	40	288	13.8
Agnes Snider, Ft. Thomas, Kentucky.....	1	4	16	282	5.6
Barbara Gibson, Centralia, Illinois.....	0	5	14	274	5.1

**LINDA PATENEAUDE RETAINS GIRLS' WORLD CHAMPIONSHIP**

Repeating last year's performance, Linda Pateneau of South Paris, Maine is shown being presented her championship trophy by virtue of winning the 1979 Girls' World Championship. — Photo by Kennedy Studio.

## GIRL'S CLASSES — (Continued)

## GIRLS' CHAMPIONSHIP CLASS

	W	L	R	SP	%
Linda Pateneau, So. Paris, Maine.....	7	0	222	318	69.8
Audrey Reno, Lucasville, Ohio.....	6	1	209	350	59.7
Sheila Roberts, Lucasville, Ohio.....	5	2	184	396	46.4
Janice Domey, Sutton, Massachusetts.....	4	3	174	412	42.2
Sandra Marsh, Pilot Mt., North Carolina.....	2	5	141	376	37.5
Lorna Reno, Lucasville, Ohio.....	2	5	144	406	35.4
Lisa Deuster, Hampton Bays, New York.....	1	6	136	384	35.4
Sue Williams, Cerment, Michigan.....	1	6	101	324	31.1

## GIRLS' CLASS B

Brenda Reno, Lucasville, Ohio.....	5	0	66	312	21.1
Dawn Hughes, Bloomington, Minnesota.....	4	1	52	256	20.3
Lori McEldowney, Greenville, Ohio.....	3	2	58	304	19.0
Cheryl McEldowney, Greenville, Ohio.....	2	3	38	340	11.1
Amy Brown, Defiance, Ohio.....	1	4	39	328	11.8

### MARK DYSON, 11-YR. OLD NORTH CAROLINA BOY SUPERB, WINS 1979 WORLD BOYS' CHAMPIONSHIP — CONRAD SECOND

Mark Dyson, 11 year-old lad from Taylorsville, North Carolina put on an outstanding performance as he surged on to win the 1979 Boys' World title at Statesville, North Carolina. Terry Conrad of Rockville, Maryland was the runner-up. Ringer percentage in the Boys' division indicates that our sport will be in good hands in future world tournaments.



Grasping the championship trophy that is almost as tall as he is, Mark Dyson of Taylorsville, North Carolina receives the prized trophy as winner of the Boys' World Championship for 1979. — Photo by Kennedy Studio.

## BOYS' CHAMPIONSHIP CLASS

	W	L	R	SP	%
Mark Dyson, Taylorsville, North Carolina.....	9	2	610	828	73.6
Terry Conrad, Rockville, Maryland.....	9	2	532	754	70.5
Dave Simmet, Sebewaing, Michigan.....	7	4	578	788	73.3

**BOYS' CLASSES — (Continued)**

Pat Simmet, Sebewaing, Michigan.....	7	4	518	794	65.2
Alvin Perry, Dawn, Virginia.....	6	5	568	806	70.4
Willie Prange, Ontario, Canada.....	6	5	539	806	66.8
Eric Kingma, Lafayette, Indiana.....	6	5	429	670	64.0
Steve Crandall, Hornell, New York.....	5	6	482	718	67.1
Ricky Bell, Lexington, Kentucky.....	4	7	378	664	56.9
Carl Smith, Muskegon, Michigan.....	3	8	479	748	64.0
Dan Brown, Ayersville, Ohio.....	3	8	341	622	54.8
Jonathan Williams, Chino, California.....	1	10	442	738	59.8

**CLASS B — BOYS**

Marv Brown, Ayersville, Ohio.....	5	0	233	336	69.3
Bret Pritzlaff, Germantown, Wisconsin.....	3	2	230	350	65.7
Jeff Secord, Fond Du Lac, Wisconsin.....	3	2	219	336	65.1
Kevin Cone, Stormlake, Iowa.....	2	3	261	394	66.2
James Haller, Lawrence, Kansas.....	1	4	215	344	62.5
Rusty Pritzlaff, Germantown, Wisconsin.....	1	4	183	332	55.1

**CLASS C — BOYS**

Phil Hummel, Newark, Ohio.....	5	0	206	290	71.0
Nathan Williams, Chino, California.....	4	1	198	320	61.8
Carl Smith, Muskegon, Michigan.....	3	2	182	310	58.7
John Jeffers, Moundsville, West Virginia.....	1	4	161	322	50.0
Jim Kuchinski, Erie, Pennsylvania.....	1	4	125	268	46.6
Wayne McClintock, Moundsville, West Virginia.....	1	4	115	258	44.5

**CLASS D — BOYS**

Tim Barnette, Dublin, Virginia.....	4	1	145	280	51.7
Robert Duester, Hampton Bays, New York.....	4	1	142	310	45.8
Cecil Phelps, Glen Allen, Virginia.....	3	2	151	314	48.0
Tom Williams, Cement City, Michigan.....	3	2	124	282	43.9
Jeff Secord, Fond Du Lac, Wisconsin.....	2	3	118	308	38.3
Eric Anderson, St. Paul, Minnesota.....	0	5	82	254	32.2

**CLASS E — BOYS**

Donnie B. Roberts, Lucasville, Ohio.....	4	1	101	250	40.4
Bobby McClintock, Moundsville, West Va.....	4	1	108	292	36.9
Larry McClintock, Moundsville, West Va.....	4	1	93	258	36.0
Gary Dumont, Dracut, Massachusetts.....	2	3	89	220	40.4
Kelly Simmons, Bellflower, California.....	1	4	62	250	24.8
Jeff Holloway, Jonesboro, Indiana.....	Forfeit				

**CLASS F — BOYS**

Donnie McClintock, Moundsville, West Va.....	5	0	111	328	33.8
Tim Hymer, Hamilton, Ohio.....	3	2	101	314	32.1
Charles Bertrand, Moundsville, West Va.....	2	3	118	340	34.7
Mike Pfaff, Huntington, Indiana.....	2	3	103	350	29.4
Bobby Simmons, Bellflower, California.....	2	3	97	352	27.5
Joey Morris, Darlington, Pennsylvania.....	1	4	79	368	21.4

**CLASS G — BOYS**

David Bertrand, Moundsville, West Virginia.....	5	0	45	190	23.6
Charlie Ungetheim, Owensville, Indiana.....	4	1	43	174	24.7
John Moose, Taylorsville, North Carolina.....	3	2	36	178	20.2
Mike Myers, Columbus, Ohio.....	2	3	12	208	5.0
Darrell Hunter, Concord, North Carolina.....	Forfeit				

## BOY'S CLASSES — (Continued)

## CLASS H — BOYS

Steve Ungetheim, Owensville, Indiana.....	5	0	53	186	28.5
John Houghton, Statesville, North Carolina.....	3	2	34	288	11.8
Michael Hanes, Albuquerque, New Mexico.....	3	2	22	318	6.9
Dempsey Reno, Lucasville, Ohio.....	2	3	27	302	8.9
Randy Negaard, St. Joseph, Minnesota.....	1	4	21	404	5.2
Mike McCabe, Springfield, Michigan.....	1	4	14	346	4.0

## SECOND ANNUAL WORLD INVITATIONAL

The second annual Los Angeles County Fair World Invitational will be held Sept. 19, 20 & 21. Those of you who attended last year saw three days of the most exciting horseshoe pitching ever witnessed.


We are inviting everyone to come and watch the best in the business square off for three days. Last year it was Williams, Henton, Seibold, Steinfeldt, Gonzales and West. This year some of these will be back plus others. We especially encourage the officers of the NHPA to attend.

\*\*\*\*\*

**DUE TO THE HEAVY VOLUME OF THE 1979 WORLD TOURNAMENT MATERIAL OTHER TOURNAMENT RESULTS WILL APPEAR IN THE NEXT ISSUE OF THE DIGEST.**

\*\*\*\*\*

The Shoes of a Champion



Walter Ray Williams, Jr.  
1978 World Champion 84.2% Average

## DEADEYE HORSESHOES

TRADEMARK REGISTERED  
PITCHED & ENDORSED BY  
*Walter Ray Williams*

Cast from Special Carbon Steel  
Tempered Dead Soft  
NHPA Approved

**\$20<sup>00</sup> per pair**

Plus Applicable Sales Tax  
**Guaranteed 1 Year Against Breakage**

Price Subject to Change  
Prompt Shipment From

Walter Ray Williams, Jr.  
6140 Grant Street  
Chino, California 91710

W. A. Courtright; 10360 Badgley Drive,  
St. Louis, MO 63126

FOR THOSE WHO DESIRE THE VERY BEST

# IMPERIAL

## 1979 PRICE LIST

(PRICE SUBJECT TO CHANGE)


Postpaid

1 Pair .....\$22.50  
 2 to 5 Pair .....\$22.00

Freight Collect

6 to 11 Pair .....\$20.00  
 12 to 23 Pair .....\$19.50  
 24 and over .....\$19.00

Available in Dead Soft and  
 Medium Soft with  
 Hardened Hooks  
 and Points



PATENTED

NHPA  
 APPROVED

## CLYDE MARTZ

P. O. Box 239

Dravosburg, Pa. 15034

### STATHAM PLAYOFF WINNER FOR COLUSA OPEN A TITLE

Oscar Statham won a 3-way tie over Bob Mauzey and Vern Gosney to win the Colusa A Open title with a 7-2 record which included the high game percentage of 74 percent. Jack Parnell won Group 2 even though the California weatherman was trying to rain them out. He was tied with Tom Keys, Jack Sorg and Glenn Kelly. Group 3 was controlled by Holland Payne with 6 wins and 1 loss. Bob Bendorf, Jr., was first in Group 4 with 5-1.

**GROUP A-1** — Oscar Statham, Sac., 7-2-56.7; Vern Gosney, Vall., 5-3-59.5; Bob Mauzey, Son., 5-3-51.8; Fred Cates, Col., 4-3-52.0; Max Vice, Son., 3-4-54.9; Bob Hanlon, Son., 3-4-51.4; Herb Rushing, N.C., 2-5-54.0; Marty Dunn, T.V., 1-6-45.4; High Game: V. Gosney, 74%.

**GROUP A-2** — Jack Parnell, Col., 5-2-47.7; Tom Keys, Sac., 5-2-42.6; Jack Sorg, G.G., 5-2-42.6; Glenn Kelly, Sac., 5-2-38.3; Clair Lenz, Sha., 3-4-40.9; Carl Newsome, Col., 3-4-35.1; Earl Compton, Sac., 2-5-29.4; Harry Lucas, Sac., 0-7-30.6. High Game: Parnell 62%.

**GROUP A-3** — Holland Payne, Sac., 6-1-45.1; Jim Long, Sac., 5-2-38.3; Rusty Woolf, Col., 5-2-36.9; Stewart Snyder, Son., 4-3-37.7; Larry Kelley, G.G., 4-3-36.3; Joe Zogelman, Sac., 2-5-36.6; Jim Keyes, Col., 2-5-34.0; High Game 56%.

**GROUP A-4** — Robert Benforf Jr., Y.S., 5-1-36.7; Larry Karlen, Sha., 4-2-32.3; Kirby Brown, Col., 2-3-30.4; Bob Miller, Col., 2-3-29.6; Lee Thornhill, Sac., 2-3-29.2; John Sylvester, Col., 1-4-28.4; High Game: R. Bendorf, Jr., 50%. In 4th group a playoff was between Bendorf & Karlen with Bendorf as winner.

\*\*\*\*\*

**DUE TO THE COMPLEXITY IN ASSEMBLING THE VAST AMOUNT OF MATERIAL RELATING TO THE 1979 WORLD TOURNAMENT, THE SEPTEMBER ISSUE OF THE DIGEST IS UNAVOIDABLY DELAYED.**

\*\*\*\*\*

## COMING EVENTS

### IOWA SCHEDULE

Sept. 23 — Boone Open (Non-Sanc.) Contact Harold Davidson, 1527 Monona St., Boone, IA 50036. Ph. 1-515-432-4596. At Memorial Park, 20th & Boone St.,

### VIRGINIA SCHEDULE

Sept. 15-16 — Raymond Frye Open, Winchester, Va.  
Sept. 29-30 — Elmont Fall Open, Elmont, Va.

### NORTH CALIF. SCHEDULE

Sept. 29 — (Sat) NCHPA WOMEN & JRS. CHAMP. Sacramento (PR)  
Sept. 30 — NCHPA Class A CHAMP.-Vallejo (PR)  
Oct. 6 — (Sat) Women & Juniors-Santa Rosa  
Oct. 7 — Harvest Fair OPEN-Santa Rosa  
Oct. 13 — (Sat) NCHPA SENIOR'S CHAMP.-Golden Gate (PR)  
Oct. 14 — NCHPA Class AA CHAMP.-Mosswood (PR)

### SOUTHERN CALIFORNIA SCHEDULE

Sept. 28-29-30 — World Invitational, Pomona Fair, Pomona  
Oct. 6-7 — Ralph Randall Open, Barstow.  
Oct. 14 — Champ "A" & "D" & Boys, 12 noon, South Gate.  
Oct. 20 — Jesse Gonzales Doubles, 12 noon, San Diego.  
Oct. 21 — Double Your Money, 12 noon, San Diego.  
Oct. 28 — Champ. "B" & "E" & Women, 12 noon, South Gate.  
Nov. 4 — John Gordon Open, 12 noon, Orange.  
Nov. 11 — Lowell Gray Turkey Doubles, 12 noon, Pomona.  
Nov. 18 — Harry Morin Doubles, 12 noon, San Berdu.  
Dec. 1 — Annual Awards Dinner and Annual Meeting.

### 1979-80 ARIZONA SCHEDULE

Pioneer Park, Mesa, Arizona

Entries close one week prior to date shown. Mail to Ralph McCarty, 5334 East Hermosa Vista Drive, Mesa, Arizona 85205. Phone 602-985-1525. Fees are \$3.00 (except \$7.00 for VALLEY of the SUN with an extra \$3.00 for Class A qualifiers).

Oct. 27 — Arizona State tournament. Sanctioned 100 shoe qualification.

Nov. 9-10 — Bonanza Restaurant Open Tournament.

Dec. 7-8 — City of Mesa Open Tournament.

Jan. 18-19 — VALLEY of the SUN WARMUP. Sanctioned.

Feb. 15-16-17 — VALLEY of the SUN Open Tournament. Sanctioned.


March 14-15 — Snowbird Open tournament.

REFER TO LAST ISSUE FOR OTHER EVENTS

Since 1931

# GORDON

# "Spin-On"



— 3 TEMPERS —

Medium With Hardened Calks  
Dead Soft                      Hard

Southern California Representative

**JERRY SCHNEIDER**

3144 W. Paso Robles Drive

ANAHEIM, CALIFORNIA 92804

714-826-0684

APPROVED BY NHPA

OFFICIAL STAKES ALSO AVAILABLE

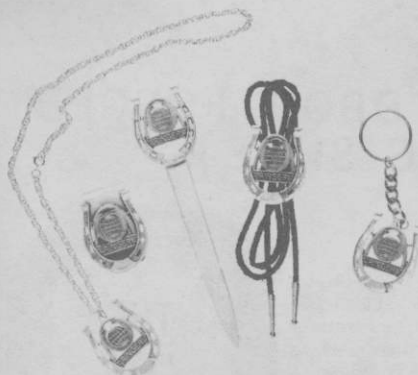
**THE QUEEN CITY FORGING CO.**

233 TENNYSON STREET

CINCINNATI, OHIO 45226



# DID YOU KNOW?



**“Ringers Have the Luck of the World”  
You Can Have It TOO!**

Great Ringer Gifts for the Horseshoe Pitcher or for the Lucky Ringers of the World.

Why not carry the traditional Luck of the HORSESHOE! Let everyone know ... YOU ARE SPECIAL—YOU'RE A RINGER.

Each of these Beautiful Quality Gifts are designed JUST FOR YOU to enjoy. Enrich your world with luck for years to come.

☆☆ **SPECIAL OFFER!!** ☆☆

**SELECT FOUR OR MORE—GET ONE GIFT FREE!**

All Ringer Gifts ONLY \$5.00 each plus \$1.00 per single item for postage, handling and your insurance of guaranteed safe delivery. Total: \$6.00 Select four or more — No postage fee required.

Just fill out this handy coupon and mail with your check or money order to:

**RINGER WORLD EMPORIUM, INC.**  
60 East 42nd Street - Suite 625  
New York, New York 10017

And we will RUSH your choice of Ringer Gift(s) to you without delay.



- | Quantity | Ringer Gift  |
|----------|--|
| _____    | #F1 – Horseshoe Ringer Necklace to wear and enjoy.                                 |
| _____    | #F2 – Horseshoe Ringer Key Holder to open your world of luck.                      |
| _____    | #F3 – Horseshoe Ringer Money Clip to hold your money safely.                       |
| _____    | #F4 – Horseshoe Ringer Leatherette Lariat Bolo Tie to wear with fashionable pride. |
| _____    | #F5 – Horseshoe Ringer Letteropener to bring luck to any letter you open.          |

**LIKE TO SEE MORE???**

Please check one and we will rush our catalog directly to you.


- Please send me your catalog of Lucky Ringer Horseshoe Jewelry and Gift Ideas.
- I like Pitching Ringers. Please send me your catalog of Game Related Items for the Sport of Horseshoe Pitching.

Please send me the above Ringer Gift(s):

My name is \_\_\_\_\_  
 I live at \_\_\_\_\_  
 In the City of \_\_\_\_\_ and State of \_\_\_\_\_  
 Please don't forget the Zip \_\_\_\_\_ My Birthday is: Month \_\_\_\_\_ Day \_\_\_\_\_  
 My telephone number is \_\_\_\_\_ (for your assurance of delivery)



## THE ORIGINAL DROP-FORGED PITCHING SHOE



Two tournament tested models, forged from S.A.E. specified steel, are available. Both have hardened hooks and points, and may be ordered in your choice of medium, soft, or dead soft tempers.



AS THE FIRST MANUFACTURER OF THE DROP-FORGED PITCHING SHOE, THE OHIO HORSESHOE COMPANY IS RECOGNIZED WORLD-WIDE FOR ITS HIGH QUALITY PITCHING SHOES.

For price information and to order, contact:

## OHIO HORSESHOE COMPANY

P.O. Box 5801  
Columbus, Ohio 43221

or  
STANLEY MANKER  
P.O. Box 214  
Lynchburg, Ohio 45142