

The Horseshoe Pitcher's —



NEWS DIGEST

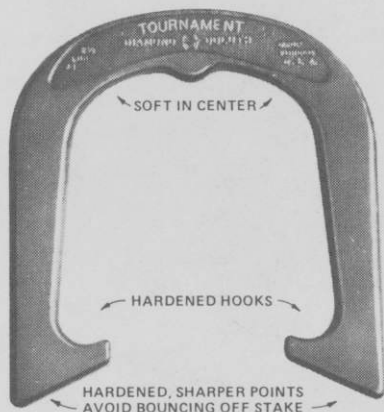
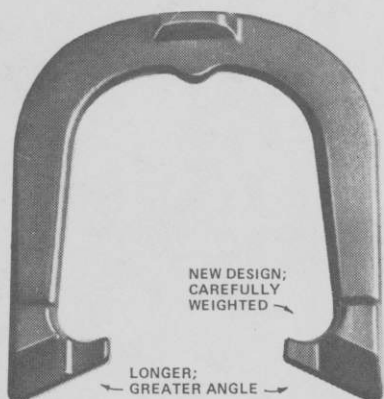


SEPTEMBER, 1972

You asked for it!

NEW  **DIAMOND**®

"TOURNAMENT" PITCHING SHOES



A NEW DESIGN THAT PITCHES EASILY, HOLDS MORE RINGERS

Send for new percentage chart

Attractive, 2-color, 17½" x 22" Official Percentage Chart, plastic coated both sides, will be sent to you in mailing tube for \$1 ppd.

Available either soft or dead soft temper in center. Look for the new bronze color that marks Diamond's finest pitching shoes.

\$6.50 per pair from your dealer or ppd. from Diamond.

Send for catalog of complete pitching shoe line.



DIAMOND TOOL
and Horseshoe Co.
Established 1908



P. O. Box 6246, Duluth, Minn 55806

"DIAMOND PITCHING HORSESHOES ARE RECOGNIZED AS OFFICIAL IN TOURNAMENTS SANCTIONED BY THE NATIONAL HORSESHOE PITCHERS ASSOCIATION"

THE HORSESHOE PITCHER'S NEWS DIGEST is published on the 5th of each month at Aurora, Illinois, U. S. A. by the National Horseshoe Pitchers' Association of America. Editorial office, P. O. Box 1606, Aurora, Illinois 60507. Phone: 312-898-3974. Subscription rate is \$3.50 per year in advance. NHPA membership cards are available through each state secretary for \$1.50 plus any state association dues. Forms close on the 15th day of each month preceding date of issue. Advertising rates on request. F. Ellis Cobb, Editor.

NATIONAL OFFICERS

Ralph Dykes, 433 West North Ave., Lombard, Ill. 60148.....President
 Leo McGrath, 1937 Lawn Ave., Cincinnati, Ohio 45237.....1st Vice-President
 John Rademacher, 408 No. Pevetty Dr., Plant City, Fla. 33566.....2nd Vice-President
 Earl Winston, Route 1, Lamonte, Mo. 65337.....3rd Vice-President
 Dorothy Pinch, 592 Hull St., Sharon, Pa. 16146.....4th Vice-President
 W. Ray Williams, 819 Eye St., Eureka, Calif. 95501.....Secretary-Treasurer

THE 1972 WORLD TOURNAMENT

Elmer Hohl Won The "Whole Thing"

Elmer Hohl won the 1972 World Tournament in the early hours of Wednesday, August 9 at City Park in Greenville, Ohio to take his third championship back to Canada by defeating defending Champ Curt Day in a best two of three game playoff after the two had posted identical 33-2 records in the 36 man round robin.

Elmer's previous World titles were won at Keene, N. H. in 1965 and 1968, but this was by far the toughest road he ever traveled to the crown.

The Canadian lost his 9th game on the 2nd night to Mark Seibold 49-51 and did not lose again until the tension packed final game when defending champ Curt Day threw the standings into a tie by defeating Elmer 54-48.

With the title squarely on the line Hohl won the first playoff game 52-42 with 94 ringers in 112 shoes for a percentage of 83.9. Day turned the tables in the second tilt when he tossed 83 ringers in 92 shoes for a ringer average of 90.2 and a 55-24 victory.

The third and final game went to Hohl 51-17 on the strength of 88 ringers in 98 pitches for an average of 89.8.

PLAYOFF SUMMARY

	W	L	Pts	R	DR	SP	%
Hohl	2	1	127	255	106	302	84.44
Day	1	2	114	250	102	302	82.78

Open Frames — Hohl 2, Day 3; Four Deads 67.

Hohl was really consistent throughout holding at 86 every night with only two games under 80 percent and he had five games over 90 percent, the best being 92.7 with 15 ringers in 125 shoes.

Curt Day was undefeated until the final night when he lost to Kabel and Kuchcinski in his 32nd and 34th games but came back with an 89.6 game to defeat Hohl in the final round to throw the tourney into a tie. His best game was a 92.2 effort with 59 ringers in 64 shoes.

Mark Seibold, the 18 year old lefthander from Huntington, Ind. placed 3rd, handing Hohl his first defeat while losing to only Day, Danny Kuchcinski and Frank Stinson, the latter game being an upset that cost the youngster a possible three way tie for the title. Seibold had the highest single game of the tourney, 57 ringers in 60 shoes for 95 percent in his next to last game.

Bob West of Oregon lost to Seibold the first night and slumped in the fifth night when he lost three more games to Hohl, Day and Steinfeldt. Another loss to Stockholm the final night landed him in 4th place. His best effort was a 93.7 game.

Dan Kuchcinski of Indiana with three World titles to his credit in the past placed 5th. In three of his six losses he averaged over 79 percent in each game, averaged exactly 80 percent in a fourth loss and against Red Henton he threw 24 ringers in 144 pitches for 86.1 but still lost. His other loss was

1972 World — (Continued)

to Elmer Hohl when he averaged 77.0 percent in a game which was interrupted by rain three times on the final night.

Red Henton of Iowa placed 6th but posted the second highest over all ringer percentage with an 83.6 for 35 games.

Jesse Gonzales of California took 7th with an overall 80.8 average and won the longest game of the tourney with 129 ringers in 150 shoes against Harold Anthony.

Harold Reno, a two time former champion, placed 8th, most of his 10 losses coming in the first half of the tourney.



ELMER HOHL



CURT DAY

Henry Knauff of Washington placed 9th, averaging 80.8 overall and handing Kuchcinski his first loss in the competition.

Wilbur Kabel of Ohio was 10th and handed defending champ Curt Day his first loss in the tourney.

Alan Stockholm of New York, a left hander who is on the basketball coaching and Physical Education Staffs at Cortland State Teachers, ranked 11th and won the award for the outstanding first year entrant in the top 36. His best effort was 79 of 86 for an average of 91.9.

Carl Steinfeldt, veteran New York state left hander who was voted into the Hall of Fame as a result of his record stretching back more than 30 years, was 12th in the final standings. He averaged 90 percent in his 200 shoe qualifying round.

Dale Carson, the 70 year old Baltimore, Md. player, was awarded the Most Improved Player trophy in the top 36 on the strength of his winning 14 games and averaging 73.98 compared to his 4th place finish and 58 percent average in the Senior division last year at Middlesex.

1972 World — (Continued)

Ted Harris of Ohio and Art Tyson of Connecticut made history by becoming the first black players to qualify for the 36 man championship division. The first black player to enter the World Tourney was Guy Marshbank of New York in 1933, but Tyson and Harris were the first ever to qualify high enough to make the top class.

Nine players made the championship class for the first time. In addition to Karl Stockholm, Art Tyson and Ted Harris the others were Jerry Black of North Dakota, Ralph Maylahn of Wisconsin, Roger Norwood of Tennessee, Cecil Monday of Virginia, Chet Reel of Indiana and last year's Class C champ, Rich Maroni of Pennsylvania.

Open Letter From Bob Pence

To NHPA Officers, State Secretaries And Members

After 14 exciting and pleasure filled years in the office of NHPA Secretary-Treasurer I have resigned by declining to stand for re-election at the recent NHPA Convention at the 1972 World Tournament.

My reasons together with some observations and recommendations for the future were printed in the May issue of the News Digest.

This letter is a poor substitute, but it would be impossible for me to personally express the appreciation, gratitude and thanks which is due every individual member, state or national officer and state secretary who has contributed so much to my 14 years as Secretary-Treasurer.

The many pleasant hours, the numerous personal friendships, the many wonderful people I have met and the hard work and co-operation of so many State Secretaries and other officers have combined to make the past 14 years a cherished memory in my life.

I intend to remain active in the game and the NHPA and will accept any specific duty or assignment given me by NHPA President Ralph Dykes and the Executive Council.

As I leave office the 1972 figures show that our membership will reach an all time high and our cash balance is also higher than ever before.

Consequently, since my successor, Ray Williams, brings a solid background of experience and accomplishment into the office, I regard the future of the NHPA as very bright.

I urge everyone to give Ray the utmost in co-operation and assistance. The same co-operation and assistance should also be given the other NHPA officers and all state and local club officials in order to make the game and the NHPA progress.

Remember the slogan NHPA President Ralph Dykes posted on the big board at the World Tournament. It stated that a mule can either pull or kick, but when it kicks it cannot pull and when it pulls it does not kick.

Yours in Horseshoe,

Bob Pence

Important Notice

In order for the N.H.P.A. to be able to comply with new federal tax regulations, all players who received cash awards in the 1972 World Tournament at Greenville, Ohio, must make sure the N.H.P.A. Secretary-Treasurer has their name, address and social security number.

Send this information at once to the new Secretary-Treasurer, Ray Williams, 819 Eye Street, Eureka, Calif. 95501.

N. H. P. A. Financial Report

The N.H.P.A. financial report for the fiscal year ending July 21, 1972 was presented by Secretary-Treasurer Bob Pence at the N.H.P.A. Convention on Thursday, August 3.

An auditing committee consisting of Jim Solomon of Pennsylvania and Dale Dixon of Iowa reported to the convention they had checked the books and found them in order. The delegates approved the report which follows:

RECEIPTS

Previous Year's Balance.....	\$ 6,952.81
Membership Receipts	8,134.50
Subscription Receipts	8,342.00
Mfg. Fees	1,790.60
Mdse. Sales	14,450.26
World Tourney Receipts	9,613.00

Total Receipts\$49,283.17

Balance on hand July 21, 1972.....\$8,302.13

Note: It should be remembered that the World Tourney figures in the above report apply to the 1971 World Tournament at Middlesex, N. J.

The N.H.P.A. also had on hand at the end of the fiscal year approximately \$10,000.00 in inventory of game related items for sale to its membership.

EXPENDITURES

Mailing, Shipping Expense..	\$ 2,503.39
Office Supplies & Expense	501.36
Misc. Printing Expense.....	876.76
Monthly Magazine Expenses	12,292.16
Mdse. Purchases	12,904.37
World Tourney Expenses....	9,844.70
Special Expense Allowances	2,058.30

Total Expenditures\$40,981.04

Rollin Futrell Receives Stokes Memorial Award

The Arch Stokes Memorial Award given annually to the NHPA member who has contributed the most to the game during the calendar year went to Rollin Futrell during ceremonies at World Tournament in Greenville, Ohio.

Rollin is the Secretary of the Darke County Horseshoe Pitchers' Association and has guided the Greenville club for a number of years. He served this year as the World Tournament co-ordinator and his efficient and dedicated service in this capacity for the past year or more did much to make the event the success it was with the greatest entry list in history.

Under his guidance the Greenville Club and the city of Greenville has become known as the horseshoe capital of the United States. The popularity of the annual Greenville Ringer Classic over the 4th of July with its huge entry list, the Greenville Open early in the season each year and the big Ohio State Tournament held annually at Greenville have all been the responsibility of Rollin Futrell during the past few years.

The Arch Stokes Memorial Award is given in honor of Arch Stokes each year. Arch served as NHPA President for many years and was beloved by all in the NHPA.

A M E R I C A N

NHPA APPROVED

DESIGNED AND PITCHED BY CARL STEINFELDT

1 to 5 pairs — \$6.75 Postpaid

Additional Charge:

500-1000 miles, add 50c per pair

1000-2000 miles, add 75c per pair

2000 mi. or over, add \$1.00 per pair

6 pairs and Over in Lots of 6

\$5.75 per pair Postpaid

Port of Shipment

ROCHESTER, NEW YORK

ORDER DIRECT or from NHPA REPRESENTATIVE

CARL STEINFELDT, 44 Ridgecrest Road, Rochester, N.Y. 14626

Championship Summary

	Qual.	W	L	R	SP	%
Elmer Hohl, Wellesley, Ont., Canada.....	569	33	2	2619	3044	86.0
Curt Day, Frankfort, Ind.....	D.C.	33	2	2283	2732	83.5
Mark Seibold, Huntington, Ind.....	527	32	3	2502	3058	81.8
Bob West, Scappoose, Ore.....	538	30	5	2460	2948	83.4
Dan Kuchcinski, Bryant, Ind.....	558	29	6	2472	3022	81.8
Glen Henton, Maquoketa, Iowa.....	536	28	7	2605	3116	83.6
Jesse Gonzales, Los Osos, Calif.....	521	26	9	2438	3016	80.8
Harold Reno, Sabina, Ohio.....	510	25	10	2436	3060	79.6
Henry Knauff, Spokane, Wash.....	503	23	12	2325	2878	80.7
Wilbur Kabel, New Madison, Ohio.....	548	23	12	2274	2942	77.2
Alan Stockholm, Cortland, N. Y.....	528	22	13	2357	3030	77.7
Carl Steinfeldt, Rochester, N. Y.....	559	21	14	2477	3168	78.1
Al Zadroga, Elizabeth, Pa.....	548	20	15	2248	2908	77.0
Harold Anthony, Arcanum, Ohio.....	508	19	16	2341	3016	77.6
Gerald Maison, Warren, Mich.....	526	19	16	2204	2862	77.0
Merlin Potts, Leonardville, Kan.....	506	19	16	2177	2912	74.7
Clair Bruce, New Castle, Pa.....	516	18	17	2480	3176	78.0
Frank Stinson, Minneapolis, Minn.....	512	17	18	2350	3090	76.0
John Rademacher, Plant City, Fla.....	538	16	19	2346	3036	77.2
Paul Focht, Dayton, Ohio.....	515	15	20	2030	2764	73.4
Dale Carson, Baltimore, Md.....	550	14	21	2156	2914	73.9
Ansil Copeland, Akron, Ohio.....	524	14	21	1867	2577	72.4
Cecil Monday, Richmond, Va.....	512	13	22	1969	2732	72.0
Karl Van Sant, Cayuga, Ind.....	521	13	22	2003	2780	72.0
Chet Reel, West Middleton, Ind.....	505	13	22	2069	2880	71.8
Jim Solomon, Uniontown, Pa.....	522	11	24	2079	2860	72.6
Stan Manker, Martinsville, Ohio.....	523	11	24	2042	2814	72.5
Jerry Black, Fargo, N. D.....	502	10	25	1828	2610	70.0
Marines Tamboer, Wichita, Kan.....	534	10	25	1834	2620	70.0
Floyd Toole, Little Rock, Ark.....	527	9	26	1987	2796	71.0
Art Tyson, New Haven, Conn.....	522	9	26	1978	2819	70.1
Ralph Maylahn, Milwaukee, Wis.....	518	9	26	1802	2598	69.3
Roger Norwood, Knoxville, Tenn.....	511	9	26	1825	2636	69.2
Ted Harris, London, Ohio.....	510	7	28	1903	2744	69.3
Andy Paglarini, Hibbing, Minn.....	506	7	28	1858	2702	68.7
Rich Maroni, Arnold, Pa.....	505	3	32	1520	2412	63.0

1972 World Tournament Highlights

The 1972 World Tournament at Greenville, Ohio was by far the largest in history — 500 qualifiers including 317 in the Men's division and the largest field of entrants ever in the Women's and Intermediate Divisions as well.

It marked the first time ever for an entrant from overseas as Bertie Venter, one of the South African Juksej players, made an official entry.

The raising of the South African and Canadian flags alongside that of the United States and the playing of all three national anthems in ceremonies at the nearby bandshell of City Park gave the tournament a status never before attained.

There was a saying in ancient times that the left hand was the hand of the devil, which of course was a superstition regarding left handed people. If this saying were true, the devil really had a hand in the World Tournament.

Consider this: Mark Seibold who placed third and Danny Kuchcinski in fifth place, Glen Henton in sixth, Allan Stockholm eleventh, Carl Steinfeldt twelfth, and Al Zadroga thirteenth were all left handers as well as former Senior champ, Stan Manker who placed twenty-sixth.

In addition, Curt Day and Harold Reno with their reverse turns rotate the shoe in the air like a lefthander!

Also notable were the many fine youngsters — Mark Seibold, only 18, Danny

WINTER LEAGUE PITCHING AT ITS BEST

RUSH INDOOR HORSESHOE COURTS

131½ WEST 1ST STREET RUSHVILLE, INDIANA 46173
2ND FLOOR — COCA COLA CO.

LEAGUE PITCHING STARTING ON OCTOBER 3, 1972 — TUESDAYS AND THURSDAYS, 7:00 AND 8:30 P. M. PITCH IN A LEAGUE OF YOUR CHOICE.

Open Pitching: Saturdays, 6:30 P. M.-10:30 P. M. Sundays, 1:30 P. M.-8:30 P. M.

Write or phone:

BOB SHEPPARD R R 1 RUSHVILLE, INDIANA 46173

Phone (317) 938-2754

45 Minutes Drive from Indianapolis — Anderson — Muncie — Richmond

Highlights — (Continued)

Kuchenski 22, Allan Stockholm and 18-year-old Jerry Black of North Dakota.

Add to this list 24-year-old Class B champ Ross Stevenson of Canada, 18-year-old Paul Day who was third in Class B and such young players as Donnie and Gary Roberts and Jim Knisley in Class B and it means that competition will be tough for many years to come.

Special accolades for jobs well done should be given to the following:

Francis Asher of the Piqua, Ohio club for handling play at the Fairgrounds. Gill Kimball of Michigan, Mrs. McNalley of California and Leo McGrath of Ohio for the statistical work throughout the entire tourney.

Dale Anthony, Junior Neff, Tom McEldowney and Jim McCombs for the groundskeeping chores.

Floyd Coblent, Mrs. Neff and Mrs McCombs for the excellent work as the Housing Committee, a most difficult task.

Bob Detrick and his staff for handling the sales of game related items and souvenirs.

Sink's restaurant for providing the excellent snack bar, refreshments and food available at the tournament site.

Walter Fender for his work in fund raising, so important to the Darke County Horseshoe Club in successfully hosting the tourney.

Dan Schlosser of the Chamber of Commerce who is also an active member of the Darke County Club for his handling of publicity and the Greenville arrangements for hosting the South African group.

Fritz Worner for preparing and publishing the program brochure.

To the staff of judges and referees who were so capable and dependable in judging the close shoes and ringers on the courts, namely Lou Gayet, (Calif.), Earl Winston and Morris Cordle (Mo.), Joe Lenard (Mich.), and Ray Cool and Frank Sumpter (Ohio).

To Ray Cool of the Greenville Club and Pete Sheppard of Massachusetts for their "jack of all trades" work and running their legs off up to their knees in assisting Bob Pence and Ralph Dykes in so many different ways throughout the tournament and for Ray Cool's work in providing game scorekeepers throughout the round-robin play.

To that handful of co-operative NHPA members from every section of the country who volunteered their services so many times as scorekeepers during the strenuous qualifying sessions.

To Roy Wright, Harold Anthony, Doc Haworth and other officers of the Darke County Horseshoe Club for their overall supervision of the World Tournament arrangements and especially to Rollin Futrell, the tournament coordinator.

To Mayor Marion Grimes of Greenville and City Park Director Dwight Brown for their co-operation and help.

This was not only the largest World Tournament of all time but the competition was the toughest ever.

TOURNAMENT SCHEDULE
HERITAGE RECREATION CENTER
INDOOR HORSESHOE COURTS

ROUTE 146, SUTTON, MASSACHUSETTS
AREA CODE 617-865-3657

Send in all NHPA percentages for last year. All percentages will be checked for accuracy.

All official NHPA material available. American horse-shoes available. All games will be 50 shoes.

September 30 - October 1 — Heritage Open
October 21-22 — Heritage Fall Tournament
November 18-19 — Heritage Turkey Shoot
December 9-10 — Xmas Special
January 6-7 — New Year's Tournament
February 17-18 — Lincoln Day Tournament
March 17-18 — St. Patrick's Day Tournament
April 14-15 — Anniversary Tournament
May 26-27-28 — Spring Open

NAME _____

STREET _____ STATE _____ ZIP _____

PERCENTAGE _____ NHPA CARD NUMBER _____

TELEPHONE NUMBER _____

Deadline for filing is 7 days before tournament date.

Special motel rates near the courts available.
Send for rates.

Ruth Hangen Hangs On To Women's Title

Ruth Hangan of Buffalo, N. Y. annexed her third consecutive World's title at Greenville's City Park, winning from the largest field of entrants ever assembled in the ladies competition. (See cover picture)

Averaging 76.6 percent ringers Ruth did not lose a game but did receive strong opposition from runner up Lorraine Thomas and Helen Roberts. Her best game was 56 ringers in 62 shoes for 90.3.

Former champion Lorraine Thomas placed second and had her moments of glory when she broke qualifying records with 261 points and 36 double ringers in her 100 shoes. Both records had previously been set by Sue Gillespie.

Third and fourth place trophies went to Pike County, Ohio players, Opal Reno and Helen Roberts.

Hangen and Roberts equaled an all time record when they connected for five consecutive "four deads".

Class B, which along with Class C was played at the Fairgrounds, saw a three way tie for first with the eventual winner being Opal Frazier of Ohio, Wanda Ditmer of Indiana placing second and Cindy Dean of Virginia third. Jacqueline Fisher of Indiana was the Class C champ.

The unexpectedly big entry list in the Women's Division this year makes it imperative that the schedule plans be revised in the future.

CHAMPIONSHIP

	W	L	R	SP	%
Ruth Hangen, Buffalo, N. Y.	7	0	354	462	76.6
Lorraine Thomas, Lockport, N. Y.	5	2	259	366	70.8
Opal Reno, Lucasville, Ohio	5	2	284	442	64.3
Helen Roberts, Lucasville, Ohio	4	3	314	460	68.3
Katherine Harrison, Hamilton, Ohio	4	3	266	444	59.9
Carolyn Truman, Columbia City, Ind.	2	5	278	454	61.2
Bonnie Seibold, Huntington, Ind.	1	6	211	384	54.9
Candy Loy, Union City, Ind.	0	7	90	260	34.6

CLASS B

	W	L	%
Opal Frazier, Ohio	6	1	55.1
Wanda Ditmer, Ind.	4	2	61.1
Cindy Dean, Va.	4	2	54.1
Christine Kelley, Ky.	1	4	39.4
Deanna Southward, Ohio..	1	4	37.9
Jean Swarthout, Mich.	1	4	36.9

CLASS C

	W	L	%
Jacqueline Fisher, Ind.	5	0	51.1
Janet Cole, N. Y.	4	1	43.5
Opal Corbett, Fla.	3	2	40.7
Edith Hill, Ky.	1	4	40.1
Avanella Brown, Ohio	1	4	36.7
Cathy Ringo, Ind.	1	4	31.0

Note: Class B figures include playoff games for first place.

Newly Elected NHPA Secretary-Treasurer, Ray Williams, 819 Eye St., Eureka, Calif.

Ray Williams, 819 Eye St., Eureka, Calif. 95501, has been elected as the New NHPA Secretary-Treasurer by the delegates at the annual convention held during the World Tournament in Greenville, Ohio.

All correspondence, reports, memberships and subscriptions should now be sent to Mr. Williams at the address given above.

Bob Pence of Indiana, who has served as NHPA Secretary-Treasurer for the past 14 years, resigned at this year's convention by declining to stand for re-election.

Ray Williams, the new Secretary-Treasurer, has considerable experience and background in the game of horseshoe and a solid record of outstanding accomplishment.

Ray was the organizer and is the present head of the Redwood Empire Horseshoe Club in Eureka, Calif. This club will host the 1973 World Tournament at the Redwood Acres Fairgrounds on an indoor setup as a result of the largest World Tournament bid ever submitted to the NHPA. It will also mark

COVER PICTURE *A touch of beauty is added to this month's cover picture in the person of Mrs. Ruth Hagen of Buffalo, New York, who won her third consecutive World's championship in the Ladies Division of the 1972 World Tournament held at Greenville, Ohio.*

Newly Elected — (Continued)

the first time the event has ever been held indoors.

The new Executive Council of the NHPA now reads as follows:

President — Ralph Dykes, 433 West North Ave., Lombard, Ill. 60148

1st Vice President — Leo McGrath, 1937 Lawn Ave., Cincinnati, Ohio 45237

2nd Vice President — John Rademacher, 408 No. Pevetty Dr.,
Plant City, Fla. 33566

3rd Vice President — Earl Winston, Rte. 1, Lamonte, Mo. 65337

4th Vice President — Dorothy Pinch, 592 Hull St., Sharon, Pa. 16146

The sale of game related items, ranging all the way from horseshoes to scoresheets, will be under the administration of the new 4th Vice President, Dorothy Pinch, who will supervise the ordering, stocking and distribution of these items.

Her husband and Regional Director Herb Pinch, along with Regional Director Don Koso of Nebraska, will continue to be the outlet for these items as in the past and will be joined by New England Regional Director Pete Shepard and some one yet to be named on the west coast.

Since 1931

GORDON


"Spin-On"

— 3 TEMPER —

Medium With Hardened Calks

Dead Soft

Hard



Southern California Representative

JERRY SCHNEIDER

8727 Bradhurst Street

Pico Rivera 90660

Phone 692-2564

APPROVED BY NHPA

OFFICIAL STAKES ALSO AVAILABLE

THE QUEEN CITY FORGING CO.

233 TENNYSON STREET

CINCINNATI, OHIO 45226

1. ELMER HOHL, Canada—Qual. 569

Opponent	Score	R	SP	%
Harris	52-19	80	90	88.9
Knauff	54-35	90	106	84.9
Reel	50-40	93	116	80.1
Reno	51-36	82	94	87.2
Gonzales	51-17	74	86	86.0
Copeland	52-18	49	58	84.5
Maylahn	50-4	42	48	87.5
Anthony	52-30	77	90	85.5
Seibold	49-51	74	92	80.4
Bruce	51-24	76	88	86.3
Potts	52-4	49	54	90.7
Toole	50-17	115	124	92.7
Maroni	51-9	53	58	91.4
Norwood	51-5	32	38	84.2
Black	50-31	41	54	75.9
Monday	51-19	70	80	87.5
Van Sant	50-10	52	58	89.7
Tamboer	52-21	43	52	82.7
Paglarini	51-14	51	58	87.9
Stinson	51-16	82	90	91.1
Stockholm	51-49	103	126	81.7
Tyson	51-11	66	72	91.7
Manker	52-30	91	108	84.2
Zadroga	51-21	63	76	82.9
Focht	52-17	68	76	89.4
West	50-34	112	130	86.1
Solomon	55-22	67	80	83.7
Rademacher	51-28	107	120	89.1
Maison	52-33	83	96	86.4
Henton	52-41	100	116	86.2
Kuchcinski	51-44	76	96	79.2
Steinfeldt	50-29	94	108	87.0
Carson	51-13	78	88	88.6
Kabel	51-20	91	102	89.2
Day	28-54	95	116	81.8

Won 33 — Lost 2 2619 3044 86.0

2. CURT DAY, Ind.—Qual. D. C.

Opponent	Score	R	SP	%
Black	50-18	65	78	83.3
Anthony	52-24	52	62	83.8
Maroni	54-6	46	50	92.0
Harris	50-18	50	60	83.3
Maylahn	51-9	40	46	86.9
Maison	51-38	86	102	84.3
Bruce	52-25	58	68	85.3
Stinson	52-9	59	64	92.2
Solomon	51-7	51	60	85.0
Focht	50-47	57	82	69.5
Paglarini	50-17	55	64	85.9
Seibold	52-35	67	82	81.7
Knauff	50-45	102	124	82.2
Reno	55-10	43	48	89.5
Potts	52-25	56	66	84.8
Norwood	51-20	62	78	79.5
Gonzales	50-47	99	120	82.5
Henton	51-32	96	108	88.8
Reel	52-18	70	82	85.4
Monday	50-28	60	74	81.1
Tamboer	52-29	73	88	82.9
Van Sant	50-7	44	52	84.6
Copeland	50-21	58	68	85.2
Stockholm	51-20	62	74	83.8
Tyson	50-14	74	94	78.7
Zadroga	52-29	69	82	84.1
Manker	50-21	54	66	81.8
West	52-27	95	112	84.8
Toole	50-11	55	62	88.7
Rademacher	51-30	60	76	80.3
Carson	51-16	63	72	87.5
Kabel	43-50	83	104	79.8
Steinfeldt	52-19	51	62	82.2
Kuchcinski	26-50	64	86	74.4
Hohl	54-28	104	116	89.6

Won 33 — Lost 2 2283 2732 83.5

3. MARK SEIBOLD, Ind.—Qual. 527

Opponent	Score	R	SP	%
Anthony	50-29	67	82	81.8
West	51-40	91	110	84.6
Reno	55-38	90	106	84.9
Rademacher	50-41	51	70	72.8
Black	51-22	60	72	83.3
Carson	52-45	79	100	79.0
Knauff	51-29	59	74	79.7
Zadroga	51-31	99	118	83.8
Hohl	51-49	75	92	81.5
Maroni	50-40	66	82	80.5
Monday	50-44	78	104	75.0
Day	35-52	61	82	74.3
Harris	50-17	62	74	83.8
Henton	51-34	107	124	86.2
Stinson	31-53	64	84	76.2
Tamboer	53-29	69	82	84.1
Potts	54-37	90	106	84.9
Maylahn	52-41	62	80	77.5
Norwood	52-23	60	76	78.9
Stockholm	50-41	93	112	83.0
Gonzales	51-40	76	92	82.6
Paglarini	51-10	40	44	90.9
Kuchcinski	42-50	87	106	82.0
Van Sant	51-20	76	90	84.4
Reel	51-29	63	76	82.9
Steinfeldt	50-22	56	66	84.8
Tyson	51-40	88	108	81.4
Focht	52-36	64	80	80.0
Kabel	51-40	80	102	78.4
Bruce	50-47	83	106	78.3
Manker	52-13	58	66	87.8
Solomon	50-29	52	70	74.3
Maison	51-18	56	66	84.8
Copeland	51-27	83	96	86.4
Toole	52-3	57	60	95.0

Won 32 — Lost 3 2502 3058 81.8

4. BOB WEST, Ore.—Qual. 538

Opponent	Score	R	SP	%
Bruce	51-24	73	86	84.9
Seibold	40-51	87	110	79.1
Tyson	52-20	55	70	78.1
Solomon	51-15	53	58	91.4
Monday	50-28	87	102	85.2
Maroni	53-10	60	66	90.9
Stinson	51-35	81	98	81.6
Toole	52-43	89	110	80.9
Potts	52-41	91	108	84.2
Anthony	51-22	75	84	89.2
Gonzales	52-35	84	98	85.7
Paglarini	55-19	73	86	84.8
Focht	53-14	43	52	82.7
Manker	53-29	80	98	81.6
Maylahn	55-17	70	84	83.3
Copeland	55-28	74	86	86.0
Norwood	51-9	45	48	93.7
Carson	52-9	63	72	87.5
Van Sant	51-24	38	48	79.2
Maison	51-26	103	118	87.3
Kuchcinski	52-38	83	98	84.6
Reno	52-43	106	122	86.8
Knauff	50-22	41	52	78.8
Steinfeldt	33-51	72	92	78.3
Harris	52-38	50	68	73.5
Hohl	34-50	108	130	83.0
Black	52-26	67	80	83.7
Day	27-52	87	112	78.5
Reel	51-15	46	52	88.5
Kabel	53-27	69	88	78.4
Henton	50-27	61	76	78.2
Rademacher	50-7	43	52	82.6
Tamboer	51-9	61	70	87.1
Stockholm	43-54	75	98	76.5
Zadroga	54-31	67	86	77.9

Won 30 — Lost 5 2460 2948 83.4

5. DAN KUCHCINSKI, Ind.—Qual. 558

Opponent	Score	R	SP	%
Reel	51-13	55	62	88.7
Norwood	53- 8	53	60	88.3
Potts	50-28	56	74	75.7
Monday	53-26	62	78	79.5
Tyson	50-13	58	68	85.3
Solomon	51-40	77	98	78.5
Van Sant	50-20	53	66	80.3
Reno	50-45	75	96	78.1
Maison	52-25	77	88	87.5
Gonzales	50-34	82	96	85.4
Knauff	47-51	76	96	79.2
Copeland	50-17	64	74	86.4
Paglarini	51-24	59	70	84.3
Stinson	35-52	88	110	80.0
Maroni	52-28	75	90	83.3
Anthony	52-33	70	84	83.3
Focht	52-32	75	92	81.5
Zadroga	50-44	81	100	81.0
Black	52- 9	45	50	90.0
Harris	54-28	75	92	81.5
West	38-52	78	98	79.5
Bruce	50-39	82	102	80.3
Seibold	50-42	89	106	83.9
Rademacher	54-42	91	110	82.7
Maylahn	50-32	58	72	80.5
Henton	43-51	124	144	86.1
Toole	51-14	42	48	82.5
Tamboer	52-23	53	66	80.3
Manker	52-32	60	78	76.9
Stockholm	25-50	78	98	79.6
Hohl	44-51	74	96	77.0
Carson	52-39	80	104	76.9
Kabel	51-28	66	84	78.6
Day	50-26	72	86	83.7
Steinfeldt	52-41	68	86	79.0

Won 29 Lost 6 2472 3022 81.8

6. GLEN HENTON, Iowa—Qual. 536

Opponent	Score	R	SP	%
Gonzales	40-51	91	116	78.4
Maison	50-11	40	48	83.3
Bruce	51-31	96	116	82.7
Toole	52-36	70	90	77.8
Anthony	41-51	84	110	76.3
Paglarini	52-22	57	66	86.3
Harris	54-20	52	64	81.2
Copeland	50-12	43	50	86.0
Knauff	51-35	75	88	85.2
Reno	52-44	111	128	86.7
Tyson	50-16	61	70	87.1
Black	52-22	62	74	83.7
Maylahn	55-16	64	78	82.0
Seibold	34-51	101	124	81.4
Van Sant	50-19	60	70	85.7
Solomon	53-13	101	108	93.5
Stinson	50-21	89	98	90.8
Day	32-51	89	108	82.4
Focht	52-13	60	72	83.3
Manker	52-39	71	92	77.2
Monday	53-22	56	66	84.8
Kabel	52-44	115	132	87.1
Reel	52-20	73	84	86.9
Carson	50-11	57	64	89.0
Norwood	50-16	46	58	79.3
Kuchcinski	51-43	126	144	87.5
Maroni	52-25	56	68	82.3
Steinfeldt	38-52	110	134	82.0
Potts	52-29	96	114	84.2
Hohl	41-52	96	116	82.7
West	27-50	52	76	68.4
Tamboer	52-24	46	56	82.1
Stockholm	50-23	59	70	84.3
Zadroga	51-20	66	74	86.8
Rademacher	50-27	74	90	82.2

Won 28 — Lost 7 2605 3116 83.6

7. JESSE GONZALES, Calif.—Qual. 521

Opponent	Score	R	SP	%
Henton	51-40	94	116	81.0
Paglarini	50-41	68	90	75.5
Stockholm	36-52	72	96	75.0
Potts	35-50	61	84	72.6
Hohl	17-51	64	86	74.4
Norwood	52-20	57	66	86.3
Steinfeldt	35-50	64	88	72.7
Reel	51-22	41	54	75.9
Anthony	52-45	129	150	86.0
Kuchcinski	34-50	77	96	80.2
West	35-52	78	98	79.6
Stinson	50-34	64	80	80.0
Tamboer	50-24	37	46	80.4
Black	50-16	56	68	82.3
Rademacher	50-42	100	118	84.7
Day	47-50	98	120	81.6
Knauff	51-30	96	114	84.2
Toole	53-49	79	106	75.9
Zadroga	50-44	66	84	78.6
Maroni	50-26	53	68	77.9
Seibold	40-51	72	92	78.2
Kabel	50-44	89	108	82.4
Reno	22-51	72	94	76.5
Solomon	54-13	52	60	86.6
Carson	52-29	70	82	85.4
Manker	55-18	53	60	88.3
Harris	52-27	57	70	81.4
Copeland	52-13	72	80	90.0
Monday	50-23	70	82	85.4
Maison	52-49	103	124	83.0
Focht	50-27	57	70	81.4
Van Sant	53-15	45	56	80.3
Tyson	51- 4	58	66	87.8
Bruce	51-33	72	94	76.6
Maylahn	52- 9	42	50	84.9

Won 26 — Lost 9 2438 3016 80.8

8. HAROLD RENO, Ohio—Qual. 510

Opponent	Score	R	SP	%
Maison	51-18	56	64	87.5
Steinfeldt	51-37	75	96	78.1
Seibold	38-55	84	106	79.2
Hohl	36-51	77	94	81.9
Stockholm	51-25	52	68	76.5
Maylahn	52-27	60	74	78.3
Tamboer	50-28	76	92	82.6
Kuchcinski	45-50	73	96	76.0
Henton	44-52	108	128	84.3
Tyson	52-37	79	98	80.6
Manker	49-51	75	98	76.5
Focht	51-24	68	80	85.0
Toole	52-34	66	88	75.0
Day	10-55	28	48	58.3
Reno	50-12	59	70	84.6
Kabel	51-41	78	98	79.6
Zadroga	48-52	98	122	80.6
Potts	50-39	71	96	73.9
Solomon	50-24	74	84	88.1
Carson	50-44	65	88	73.9
Paglarini	52-33	66	92	71.7
West	43-52	103	122	84.4
Gonzales	51-22	82	94	87.2
Reel	51-35	84	106	79.2
Rademacher	50-42	64	84	76.1
Maroni	53-25	47	60	78.3
Van Sant	51-32	80	96	83.3
Knauff	25-52	58	78	74.3
Bruce	35-50	82	106	77.3
Black	51-15	46	60	76.6
Monday	51-25	58	72	80.5
Harris	52-41	47	66	71.2
Anthony	51-18	49	58	84.5
Stinson	50-23	80	94	85.1
Norwood	50-36	68	84	80.9

Won 25 — Lost 10 2436 3060 79.6

9. HENRY KNAUFT, Wash.—Qual. 503

Opponent	Score	R	SP	%
Hohl	35-54	84	106	79.2
Focht	52-47	75	100	75.0
Kabel	37-51	71	92	77.2
Tyson	51-14	56	66	84.9
Toole	48-51	79	102	77.4
Zadroga	51-21	51	58	87.9
Seibold	29-51	52	74	70.3
Bruce	51-13	57	62	91.9
Henton	35-51	69	88	78.4
Solomon	51-32	90	108	83.3
Kuchcinski	51-47	78	96	81.2
Tamboer	53-35	48	66	72.7
Day	45-50	101	124	81.4
Van Sant	51-25	55	64	85.9
Steinfeldt	29-51	75	96	78.1
Knauft	30-51	90	114	78.9
Maison	52-12	56	64	87.5
Monday	50-24	48	58	82.7
Carson	52-13	51	58	87.9
Maylahn	54-42	92	114	80.6
Stinson	50-45	76	96	79.2
Copeland	50-15	39	46	84.7
West	22-50	30	52	57.6
Anthony	48-51	72	90	80.0
Manker	50-23	75	86	87.2
Harris	52-9	52	62	83.9
Rademacher	50-39	87	106	82.0
Reno	52-25	68	78	87.1
Stockholm	54-35	83	96	86.4
Norwood	50-25	64	76	84.2
Potts	52-35	79	94	84.0
Maroni	53-11	46	56	82.1
Paglarini	55-10	49	54	90.7
Reel	39-50	60	82	73.1
Black	47-50	67	94	71.4

Won 23 — Lost 12 2325 2878 80.7

10. WILBUR KABEL, Ohio—Qual. 548

Opponent	Score	R	SP	%
Potts	46-51	71	92	77.2
Stinson	52-48	64	84	76.2
Knauft	51-37	74	92	80.4
Anthony	50-35	56	78	71.7
Bruce	50-26	65	80	81.2
Toole	53-49	52	74	70.3
Focht	21-50	39	62	62.9
Monday	14-50	41	64	64.1
Manker	45-51	75	98	76.5
Tyson	52-22	62	74	83.8
Reel	55-34	65	86	75.5
Solomon	51-34	61	76	80.2
Black	53-15	39	46	84.7
Harris	54-36	48	66	72.7
Paglarini	51-22	65	80	81.2
Reno	41-51	55	98	76.5
Maylahn	50-32	56	76	73.6
Rademacher	50-14	66	74	89.2
Maroni	51-26	48	62	77.4
Norwood	51-20	48	62	77.4
Henton	44-52	112	132	84.8
Gonzales	44-50	87	108	80.5
Maison	51-42	53	72	73.6
Tamboer	50-44	80	102	78.4
Van Sant	55-13	54	66	84.4
Stockholm	46-55	61	90	67.8
Copeland	52-32	54	68	79.4
Zadroga	50-28	89	102	87.2
Seibold	40-51	76	102	74.5
West	27-53	58	88	65.9
Steinfeldt	52-31	78	92	84.8
Day	50-43	86	104	82.6
Kuchcinski	28-51	58	84	69.0
Hohl	20-51	80	102	78.4
Carson	52-49	78	106	73.5

Won 23 — Lost 12 2274 2942 77.2

11. ALAN STOCKHOLM, N. Y.—Qual. 528

Opponent	Score	R	SP	%
Tyson	51-49	54	78	69.2
Manker	50-19	43	54	79.6
Gonzales	52-36	79	96	82.3
Copeland	53-40	69	88	78.4
Reno	25-51	44	68	64.7
Black	50-36	51	68	75.0
Norwood	51-37	57	76	75.0
Solomon	44-52	74	96	77.1
Reel	52-21	55	68	80.8
Monday	52-22	42	56	75.0
Bruce	28-50	77	98	78.5
Maroni	50-7	53	60	88.3
Van Sant	49-50	85	108	78.7
Maison	52-49	83	104	79.8
Focht	52-11	45	52	86.5
Toole	52-33	73	90	81.1
Harris	52-16	79	86	91.9
Steinfeldt	50-27	57	74	77.0
Maylahn	51-31	59	76	77.6
Seibold	41-50	90	112	80.3
Hohl	49-51	102	126	80.9
Anthony	46-50	71	94	75.5
Potts	10-55	35	64	54.6
Day	20-51	52	74	70.3
Stinson	52-12	47	62	75.8
Kabel	55-46	65	90	72.2
Paglarini	48-52	74	100	74.0
Carson	50-44	94	118	79.6
Knauft	35-54	76	96	79.2
Kuchcinski	50-25	86	98	87.7
Rademacher	51-49	110	136	80.8
Zadroga	38-50	89	116	76.7
Henton	23-50	50	70	71.4
West	54-43	77	98	78.5
Tamboer	50-39	60	80	75.0

Won 22 — Lost 13 2357 3030 77.7

12. CARL STEINFELDT, N. Y.—Qual. 559

Opponent	Score	R	SP	%
Maroni	53-33	57	72	79.2
Reno	37-51	68	96	70.8
Paglarini	54-28	48	64	75.0
Norwood	50-20	53	68	77.9
Van Sant	54-10	96	104	92.3
Manker	51-43	88	108	81.5
Gonzales	50-35	70	88	79.5
Harris	33-51	61	86	70.9
Toole	51-41	69	96	71.9
Maylahn	52-32	78	98	79.6
Black	52-31	61	78	78.2
Maison	24-50	53	74	71.6
Reel	55-14	70	82	85.4
Monday	21-51	65	90	72.2
Knauft	51-29	83	96	86.4
Stinson	46-51	108	130	83.0
Tyson	53-48	74	106	69.8
Stockholm	27-50	50	74	67.6
Potts	48-51	82	110	74.5
Anthony	23-51	65	86	75.5
Zadroga	50-32	72	92	78.3
Focht	50-16	83	92	90.2
Solomon	48-50	47	70	67.1
West	51-33	77	92	83.7
Bruce	50-39	81	102	79.4
Rademacher	52-46	92	118	77.9
Seibold	22-50	46	66	69.7
Henton	52-38	114	134	85.0
Copeland	50-12	63	76	82.9
Tamboer	50-21	51	62	82.2
Kabel	31-52	70	92	76.1
Hohl	29-50	87	108	80.5
Day	19-52	41	62	66.1
Carson	51-36	89	110	80.9
Kuchcinski	41-52	65	86	75.5

Won 21 — Lost 14 2477 3168 78.1

13. AL ZADROGA, Pa.—Qual. 548

Opponent	Score	R	SP	%
Focht	51-13	45	58	77.6
Solomon	52-16	67	76	88.7
Van Sant	44-50	73	96	76.0
Manker	52-46	45	62	72.7
Norwood	51-38	52	72	72.2
Knauff	21-51	41	58	70.7
Monday	37-51	58	88	65.9
Seibold	31-51	92	118	77.9
Paglarini	51-25	61	74	84.7
Stinson	51-27	68	84	80.9
Maylahn	52-11	42	50	84.0
Reel	51-19	68	82	82.9
Tyson	52-32	53	74	71.6
Copeland	37-52	72	96	75.0
Bruce	51-43	84	108	77.7
Maison	48-52	98	126	77.7
Reno	52-48	109	122	89.3
Kuchcinski	44-50	79	100	79.0
Gonzales	44-40	64	84	76.2
Toole	52-19	52	64	81.2
Steinfeldt	32-50	67	92	72.8
Harris	52-32	83	98	84.6
Black	50-18	55	64	85.9
Hohl	21-51	53	76	69.7
Anthony	50-28	62	74	83.7
Day	29-52	61	82	74.4
Potts	50-46	50	72	69.4
Kabel	28-50	82	102	80.3
Maroni	52-17	43	56	76.8
Carson	51-21	44	58	75.9
Tamboer	29-52	51	76	67.1
Stockholm	50-38	93	116	80.1
Rademacher	50-43	70	90	77.8
Hentton	20-51	50	74	74.3
West	31-54	61	86	70.9

Won 20 — Lost 15 2248 2908 77.3

14. HAROLD ANTHONY, Ohio—Qual. 508

Opponent	Score	R	SP	%
Seibold	29-50	60	82	73.2
Day	24-52	43	62	69.3
Manker	50-21	67	78	85.9
Kabel	35-50	51	78	65.3
Hentton	51-40	90	110	81.8
Focht	52-43	80	100	80.0
Rademacher	52-35	72	94	76.6
Hohl	30-52	69	90	76.6
Gonzales	45-52	127	150	84.6
West	22-51	62	84	73.8
Maison	44-52	88	110	80.0
Van Sant	51-25	53	68	77.9
Solomon	42-51	74	102	72.5
Carson	32-51	75	98	76.5
Toole	52-17	61	72	84.7
Kuchcinski	33-52	63	84	75.0
Tamboer	51-30	53	70	75.7
Reel	50-18	54	64	84.4
Copeland	51-22	67	82	81.8
Steinfeldt	51-23	75	86	87.2
Steinfeldt	52-42	50	76	65.7
Stockholm	50-46	73	94	77.6
Bruce	43-50	98	122	80.3
Knauff	51-48	73	90	81.1
Zadroga	28-50	55	74	74.3
Black	50-29	56	72	77.7
Maylahn	39-51	59	84	70.2
Potts	50-26	59	72	81.9
Tyson	45-52	81	106	76.4
Paglarini	50-27	64	78	82.0
Stinson	50-20	59	72	81.9
Norwood	52-42	59	76	77.6
Reno	18-51	39	58	67.2
Monday	52-27	67	86	77.9
Harris	44-52	65	92	70.6

Won 19 — Lost 16 2341 3016 77.6

15. GERALD MAISON, Mich.—Qual. 526

Opponent	Score	R	SP	%
Reno	18-51	45	64	70.3
Hentton	11-50	27	48	56.2
Monday	29-51	54	76	71.0
Tamboer	52-28	55	72	76.4
Maroni	52-25	50	66	75.7
Day	38-51	82	102	80.3
Reel	39-54	60	88	68.2
Rademacher	50-46	99	120	82.5
Kuchcinski	25-52	68	88	77.3
Paglarini	52-13	57	64	89.0
Anthony	52-44	90	110	81.8
Steinfeldt	50-24	60	74	81.0
Norwood	53-27	74	92	80.4
Stockholm	49-52	81	104	77.8
Harris	50-21	51	64	79.6
Zadroga	52-48	99	126	78.5
Knauff	12-52	43	62	67.2
Van Sant	54-28	68	82	82.9
Stinson	47-50	54	76	71.0
West	26-51	94	118	79.6
Tyson	53-29	56	76	73.7
Black	34-51	65	86	75.5
Kabel	42-51	49	72	68.0
Focht	46-52	67	94	71.3
Potts	50-29	43	54	79.6
Bruce	50-30	58	74	78.4
Carson	50-41	72	92	78.3
Maylahn	51-29	61	74	82.4
Hohl	33-52	76	96	79.2
Gonzales	49-52	103	124	83.0
Solomon	54-22	61	78	78.2
Toole	52-25	37	54	68.5
Seibold	18-51	43	66	65.1
Manker	52-10	47	54	87.0
Copeland	50-22	55	70	78.5

Won 19 — Lost 16 2204 2862 77.0

16. MERLIN POTTS, Kan.—Qual. 506

Opponent	Score	R	SP	%
Kabel	51-46	74	92	80.4
Van Sant	50-34	86	108	79.6
Kuchcinski	28-50	48	74	64.9
Gonzales	50-35	67	84	79.8
Solomon	52-22	56	68	82.3
Tamboer	51-13	27	36	75.0
Manker	50-36	86	110	78.1
Tyson	50-44	56	82	68.3
West	41-52	87	108	80.5
Copeland	37-50	65	92	70.6
Hohl	4-52	33	54	61.1
Rademacher	24-51	42	64	65.6
Carson	55-24	67	80	83.7
Day	51-18	59	74	79.7
Day	25-52	47	66	71.2
Bruce	18-52	74	96	77.1
Seibold	37-54	84	106	79.2
Reno	39-50	66	96	68.7
Steinfeldt	51-48	83	110	75.4
Focht	52-39	60	80	75.0
Norwood	50-41	62	86	72.1
Toole	46-50	75	100	75.0
Stockholm	55-10	49	64	76.5
Monday	55-22	52	68	76.5
Maison	29-50	35	54	64.8
Stinson	55-38	87	110	79.0
Zadroga	46-50	50	72	69.4
Anthony	26-50	52	72	72.2
Hentton	29-52	88	114	77.2
Harris	52-47	57	82	69.5
Knauff	35-52	73	94	77.6
Black	47-52	70	98	71.4
Reel	50-48	67	90	74.4
Maroni	51-34	47	64	73.4
Paglarini	50-31	46	64	71.8

Won 19 — Lost 16 2177 2912 74.7

17. CLAIR BRUCE, Pa.—Qual. 516

Opponent	Score	R	SP	%
West	24-51	64	86	74.4
Maroni	50-46	63	88	71.6
Henton	31-51	91	116	78.4
Reel	55-24	61	86	70.9
Kabel	26-50	56	80	70.0
Harris	53-32	71	88	80.7
Day	25-52	49	68	72.0
Knauff	13-51	44	62	70.9
Monday	51-35	73	90	81.1
Hohl	24-51	68	88	77.2
Stockholm	50-28	84	98	85.7
Norwood	50-35	85	104	81.7
Rademacher	48-50	82	108	75.9
Paglarini	50-18	50	62	80.6
Zadroga	43-51	82	108	75.9
Potts	52-18	84	96	87.5
Carson	43-50	76	98	77.5
Solomon	50-38	82	100	82.0
Tamboer	30-50	51	72	70.8
Black	53-28	59	76	77.6
Manker	50-19	81	90	90.0
Kuchcinski	37-50	78	102	76.4
Anthony	50-43	100	122	81.9
Copeland	50-48	71	96	73.9
Steinfeldt	39-50	78	102	76.4
Maison	30-50	51	74	68.9
Stinson	33-51	44	68	64.7
Toole	50-38	80	96	83.3
Reno	50-35	85	106	80.1
Seibold	47-50	83	106	78.3
Tyson	50-38	72	90	80.0
Maylahn	50-34	75	92	81.5
Van Sant	54-18	72	86	83.7
Gonzales	33-51	68	94	72.3
Focht	24-52	57	78	73.0

Won 18 — Lost 17 2480 3176 78.0

18. FRANK STINSON, Minn.—Qual. 512

Opponent	Score	R	SP	%
Solomon	52-41	62	88	77.3
Kabel	48-52	68	84	73.8
Copeland	41-50	63	86	73.2
Carson	28-52	64	94	68.1
Rademacher	34-50	80	100	80.0
Tyson	51-32	73	98	74.5
West	35-51	76	98	77.5
Day	9-52	45	64	70.3
Maylahn	54-17	62	72	86.1
Zadroga	27-51	60	84	71.4
Toole	51-37	60	84	71.4
Gonzales	34-50	60	80	75.0
Manker	50-44	79	102	79.4
Kuchcinski	52-35	94	110	85.4
Seibold	53-31	71	84	84.5
Steinfeldt	51-46	111	130	85.3
Henton	21-50	80	98	81.6
Maroni	52-0	28	32	87.5
Maison	50-47	55	76	72.3
Hohl	16-51	71	90	78.8
Knauff	45-50	75	96	78.1
Tamboer	25-51	66	92	71.7
Focht	50-47	74	98	75.5
Black	51-37	91	108	84.2
Stockholm	12-52	33	62	53.2
Potts	38-55	81	110	73.6
Bruce	51-33	50	68	73.5
Paglarini	48-50	65	90	72.2
Van Sant	50-29	48	64	75.0
Reel	52-32	59	84	70.2
Harris	51-46	70	94	74.4
Anthony	20-50	48	72	66.7
Norwood	42-50	81	106	76.4
Reno	23-50	72	94	76.5
Monday	52-46	75	98	76.5

Won 17 — Lost 18 2350 3090 76.5

19. JOHN RADEMACHER, Fla.—Qual. 538

Opponent	Score	R	SP	%
Maylahn	50-21	51	62	82.2
Toole	27-52	42	68	61.8
Focht	52-19	62	72	86.1
Seibold	41-57	48	70	68.6
Stinson	50-34	85	100	85.0
Reel	46-51	80	106	75.4
Anthony	35-52	66	94	70.2
Maison	46-50	99	120	82.5
Black	50-24	45	58	77.5
Harris	51-30	50	64	78.1
Van Sant	48-51	63	90	70.0
Potts	51-24	52	64	81.2
Bruce	50-48	83	108	76.8
Solomon	51-26	69	80	86.2
Gonzales	42-50	97	118	82.2
Manker	51-36	61	78	78.2
Monday	51-31	49	62	79.0
Kabel	14-50	54	74	73.0
Tyson	52-31	81	100	81.0
Copeland	52-18	56	64	87.5
Carson	11-50	54	76	69.2
Norwood	50-49	69	94	73.4
Maroni	52-38	74	96	77.1
Kuchcinski	42-54	87	110	79.0
Reno	42-50	63	84	75.0
Steinfeldt	46-52	92	118	77.9
Knauff	39-50	83	106	78.3
Hohl	28-51	100	120	83.3
Paglarini	51-43	56	78	71.7
Day	30-51	55	76	72.4
Stockholm	49-51	109	136	80.1
West	7-50	30	52	57.6
Zadroga	43-50	67	90	74.4
Tamboer	50-7	47	58	81.0
Henton	27-50	67	90	74.4

Won 16 — Lost 19 2346 3036 77.2

20. PAUL FOCHT, Ohio—Qual. 515

Opponent	Score	R	SP	%
Zadroga	13-51	32	58	55.1
Knauff	47-52	71	100	71.0
Rademacher	19-52	51	72	70.8
Maroni	52-35	56	78	71.8
Carson	50-25	61	74	82.4
Anthony	43-52	76	100	76.0
Kabel	50-21	47	62	75.8
Black	52-28	50	68	73.5
Norwood	31-50	56	86	65.1
Day	47-50	55	82	67.1
Tamboer	50-40	66	88	75.0
Reno	24-51	58	80	72.5
West	14-53	30	52	57.7
Reel	50-29	61	74	82.4
Stockholm	11-52	31	52	59.6
Paglarini	51-34	72	88	81.8
Kuchcinski	32-52	69	92	75.0
Manker	52-23	61	74	82.4
Henton	13-52	47	72	65.3
Potts	39-52	57	80	71.2
Copeland	52-45	59	80	73.7
Steinfeldt	16-50	72	92	78.2
Stinson	47-50	73	98	74.4
Maison	52-46	70	94	74.4
Hohl	17-52	56	76	73.6
Toole	51-47	69	94	73.4
Monday	52-21	49	62	77.4
Seibold	36-52	58	80	72.5
Harris	41-51	66	90	73.3
Solomon	46-50	79	102	77.4
Gonzales	27-50	49	70	70.0
Tyson	51-38	74	98	75.5
Maylahn	5-50	16	36	44.4
Van Sant	52-17	68	82	82.9
Bruce	52-24	65	78	83.3

Won 15 — Lost 20 2030 2764 73.4

21. DALE CARSON, Md.—Qual. 550

Opponent	Score	R	SP	%
Paglarini	50-32	60	82	73.2
Monday	22-50	45	70	64.2
Black	52-44	67	90	74.4
Stinson	52-28	73	94	77.6
Focht	25-50	53	74	71.6
Seibold	45-52	78	100	78.0
Tyson	51-22	59	70	84.3
Norwood	52-24	53	64	82.8
Copeland	50-34	37	54	68.5
Van Sant	50-29	57	70	81.4
Maroni	55-28	47	64	73.4
Manker	50-38	81	106	76.4
Potts	24-55	56	80	70.0
Anthony	51-32	80	98	81.6
Reel	55-43	75	98	76.5
Harris	51-30	60	78	76.9
Bruce	50-43	79	98	80.6
West	9-52	49	72	68.0
Knauft	13-52	38	58	65.5
Reno	44-50	61	88	69.3
Rademacher	50-11	67	76	88.1
Maylahn	42-53	50	78	64.1
Toole	43-50	84	114	73.6
Henton	11-50	44	64	68.7
Gonzales	29-52	62	82	75.6
Tamboer	35-50	44	68	64.7
Maison	41-50	68	92	73.9
Stockholm	44-50	92	118	77.9
Solomon	43-51	52	76	68.4
Zadroga	21-51	34	58	58.6
Day	16-51	50	72	69.4
Kuchcinski	39-52	76	104	73.0
Hohl	13-51	66	88	75.0
Steinfeldt	36-51	82	110	74.1
Kabel	49-52	77	106	72.6

Won 14 — Lost 21 2156 2914 73.9

22. ANSIL COPELAND, Ohio—Qual. 524

Opponent	Score	R	SP	%
Norwood	50-20	43	60	71.7
Tamboer	54-37	58	74	78.4
Stinson	50-41	62	86	77.9
Stockholm	40-53	65	88	73.9
Reel	52-25	68	84	80.9
Hohl	18-52	38	58	65.5
Paglarini	54-44	54	80	67.5
Henton	12-50	31	50	62.0
Carson	34-50	33	54	61.1
Potts	50-37	68	92	73.9
Harris	52-46	74	100	74.0
Kuchcinski	17-50	53	74	71.6
Zadroga	52-39	65	84	77.4
Reno	12-50	47	76	79.1
West	28-55	65	86	75.6
Maroni	50-11	45	54	83.3
Tyson	50-34	50	72	69.4
Anthony	22-51	67	82	81.8
Rademacher	18-52	45	64	70.3
Focht	45-52	57	80	71.2
Knauft	15-50	28	41	60.8
Day	21-50	49	68	72.0
Bruce	48-50	71	96	73.9
Black	18-52	36	60	60.0
Maylahn	53- 7	42	48	87.5
Kabel	32-52	47	68	69.1
Gonzales	13-52	59	80	73.7
Steinfeldt	12-50	50	76	65.8
Van Sant	27-53	38	62	61.2
Toole	50-34	59	76	77.6
Manker	36-50	48	78	61.5
Solomon	54-22	55	70	78.6
Seibold	27-51	74	96	77.1
Maison	22-50	47	70	67.1

Won 14 — Lost 21 1867 2577 7244

23. CECIL MONDAY, Va.—Qual. 512

Opponent	Score	R	SP	%
Manker	50-35	57	80	71.2
Carson	50-22	54	70	77.1
Maison	51-29	61	76	80.2
Kuchcinski	26-53	53	78	67.9
West	28-50	79	102	77.4
Van Sant	49-50	73	96	76.0
Zadroga	51-37	65	88	73.8
Kabel	50-14	53	64	82.8
Bruce	35-51	66	90	73.3
Stockholm	22-52	33	56	58.9
Seibold	44-50	76	104	73.0
Maylahn	21-52	61	88	69.3
Copeland	39-52	61	84	72.6
Steinfeldt	51-21	74	90	82.2
Solomon	51-49	75	102	73.5
Hohl	19-51	60	80	75.0
Rademacher	31-51	42	62	67.1
Knauft	24-50	40	58	69.0
Toole	50-26	49	68	72.0
Day	28-50	51	74	68.9
Black	50-46	58	78	74.3
Henton	22-53	46	66	69.7
Tyson	15-53	33	58	56.8
Potts	22-55	41	68	60.3
Tamboer	54-42	62	84	73.8
Paglarini	33-51	33	62	53.2
Focht	21-52	38	62	61.2
Reel	54-44	77	96	80.2
Gonzales	23-50	61	82	74.4
Maroni	52-42	41	70	58.6
Reno	25-51	50	72	80.5
Norwood	37-52	52	76	68.4
Harris	50-22	53	64	82.8
Anthony	27-52	58	86	67.4
Stinson	46-52	73	98	74.4

Won 13 — Lost 22 1969 2732 72.0

24. KARL VAN SANT, Ind.—Qual. 521

Opponent	Score	R	SP	%
Tamboer	52-37	64	80	80.0
Potts	34-50	83	108	76.9
Zadroga	50-44	74	96	77.1
Black	50-37	55	74	74.3
Steinfeldt	10-54	82	104	78.8
Monday	50-49	74	96	77.1
Kuchcinski	20-50	42	66	63.6
Paglarini	52-36	59	76	77.6
Harris	39-50	47	76	61.8
Carson	29-50	50	70	71.4
Rademacher	51-48	65	90	72.1
Anthony	25-51	44	68	64.7
Stockholm	50-49	86	108	79.6
Knauft	25-51	46	64	71.8
Henton	19-50	50	70	71.4
Maroni	51-36	61	88	69.8
Hohl	10-50	39	58	67.2
Maison	28-54	60	82	73.1
West	24-51	25	48	52.1
Reel	49-50	64	90	71.1
Toole	51-25	61	78	78.2
Day	7-50	30	52	57.7
Norwood	52-40	81	102	79.4
Seibold	20-51	65	90	72.2
Kabel	13-55	40	66	62.5
Solomon	51-27	64	80	80.0
Reno	32-51	74	96	77.1
Manker	51-47	70	90	77.8
Stinson	29-50	41	64	64.0
Copeland	53-27	47	62	75.8
Maylahn	47-50	69	98	70.4
Gonzales	15-53	32	56	57.1
Bruce	18-54	60	86	69.8
Focht	17-52	57	82	69.5
Tyson	37-50	42	66	63.6

Won 13 — Lost 22 2003 2780 72.0

25. CHET REEL, Ind.—Qual. 505

Opponent	Score	R	SP	%
Kuchcinski	13-51	42	62	67.8
Maylahn	54-44	49	70	70.0
Hohl	40-50	51	116	78.4
Bruce	24-55	6	86	65.1
Copeland	25-52	60	84	71.4
Rademacher	51-46	81	106	76.4
Maison	54-39	64	88	72.7
Gonzales	22-51	32	54	59.2
Stockholm	21-52	45	68	66.1
Toole	51-17	60	72	83.3
Kabel	34-55	58	86	67.4
Zadroga	19-51	57	82	69.5
Steinfeldt	14-55	57	82	69.5
Focht	29-50	54	74	72.9
Carson	43-55	71	98	72.4
Tyson	50-41	68	90	75.5
Manker	50-43	60	82	73.2
Anthony	18-50	44	64	68.7
Day	18-52	59	82	71.9
Van Sant	50-49	65	90	72.2
Harris	52-34	60	76	78.9
Solomon	50-45	75	98	76.5
Henton	20-52	62	84	73.8
Reno	35-51	78	106	73.6
Seibold	29-51	55	76	72.4
Norwood	41-51	50	78	64.1
Tamboer	50-42	61	86	70.9
Monday	44-54	74	96	77.1
West	15-51	33	52	63.5
Stinson	32-52	52	84	61.9
Black	46-50	64	94	65.3
Paglarini	50-28	55	72	76.3
Potts	48-50	67	90	74.4
Knauft	50-39	64	82	78.0
Maroni	51-35	46	70	65.7

Won 13 — Lost 22 2069 2880 71.8

26. JIM SOLOMON, Pa.—Qual. 522

Opponent	Score	R	SP	%
Stinson	41-52	65	88	73.9
Zadroga	16-52	54	76	71.0
Harris	52-37	74	92	80.4
West	15-51	41	58	70.7
Potts	22-52	46	68	67.6
Kuchcinski	40-51	72	98	73.5
Black	51- 7	41	52	78.8
Stockholm	52-44	76	96	79.2
Day	7-51	36	60	60.0
Knauft	32-51	85	108	78.7
Norwood	40-51	51	78	65.4
Kabel	34-51	56	76	73.6
Anthony	51-42	78	102	76.4
Rademacher	26-51	60	80	75.0
Monday	49-51	74	102	72.5
Henton	13-53	88	108	81.4
Paglarini	39-50	61	82	74.4
Bruce	38-50	77	100	77.0
Reno	24-50	66	84	78.6
Tamboer	20-51	66	90	73.3
Maylahn	51-26	66	92	71.7
Reel	45-50	72	98	73.5
Steinfeldt	50-48	48	70	68.6
Gonzales	13-54	39	60	65.0
Maroni	52-36	60	78	76.9
Van Sant	27-51	56	80	70.0
Hohl	22-55	55	80	68.7
Tyson	39-54	55	84	65.5
Carson	51-43	54	76	71.0
Focht	50-46	79	102	77.4
Maison	22-54	50	78	64.1
Seibold	29-50	46	70	65.7
Copeland	22-54	44	70	62.8
Toole	52-27	45	60	75.0
Manker	51-39	43	64	67.1

Won 11 — Lost 24 2079 2860 72.6

27. STAN MANKER, Ohio—Qual. 523

Opponent	Score	R	SP	%
Monday	35-50	54	80	67.5
Stockholm	19-50	33	54	61.1
Anthony	21-50	57	78	73.1
Zadroga	46-52	43	62	69.3
Paglarini	50-49	74	98	75.5
Steinfeldt	43-51	85	108	78.7
Potts	36-50	81	110	73.6
Tamboer	44-51	45	62	66.2
Kabel	51-45	77	98	78.5
Black	52-16	65	80	81.2
Reno	51-49	76	98	77.5
Carson	38-50	78	106	73.5
Stinson	44-50	75	102	73.3
West	29-53	70	98	71.4
Norwood	53-17	56	66	84.8
Rademacher	36-51	56	78	71.7
Reel	43-50	57	82	69.5
Focht	23-52	52	74	70.3
Harris	50-30	49	68	72.0
Henton	39-52	67	92	72.8
Maroni	53-26	43	60	71.6
Bruce	19-50	71	90	78.8
Hohl	30-52	84	108	77.7
Maylahn	50-49	62	94	65.9
Knauft	23-50	66	86	76.7
Gonzales	18-55	41	60	68.3
Day	21-50	46	66	69.7
Van Sant	47-51	67	90	74.4
Kuchcinski	32-52	52	78	66.7
Tyson	51-39	49	68	72.0
Seibold	13-52	44	66	66.7
Copeland	50-36	53	78	67.9
Toole	52-17	42	58	72.4
Maison	10-52	33	54	61.1
Solomon	39-51	39	64	60.9

Won 11 — Lost 24 2042 2814 72.5

28. JERRY BLACK, N. D.—Qual. 502

Opponent	Score	R	SP	%
Day	18-50	55	78	70.5
Tyson	51-44	66	94	70.2
Carson	44-52	64	90	71.1
Van Sant	37-50	50	74	67.6
Seibold	22-51	51	72	70.8
Stockholm	36-50	46	68	67.6
Solomon	7-51	27	52	51.9
Focht	28-52	43	68	63.2
Rademacher	24-50	35	58	60.3
Manker	16-52	55	80	68.7
Steinfeldt	31-52	55	78	70.5
Henton	22-52	51	74	68.9
Kabel	15-52	27	46	58.6
Gonzales	16-50	45	68	66.2
Hohl	31-50	35	54	64.8
Maylahn	41-51	58	80	72.5
Toole	29-50	44	66	66.7
Norwood	50-40	61	84	72.6
Kuchcinski	9-52	31	50	62.0
Bruce	28-53	52	76	68.4
Monday	46-50	57	78	73.0
Maison	51-34	72	86	83.7
Zadroga	18-50	45	64	70.3
Stinson	37-51	87	108	80.5
Copeland	52-18	47	60	78.3
Anthony	29-50	49	72	68.0
West	26-52	58	80	72.5
Harris	50-39	60	84	71.4
Tamboer	40-52	50	76	65.8
Reno	15-51	36	60	60.0
Reel	50-46	66	94	70.2
Potts	52-47	73	98	74.5
Maroni	55- 9	38	48	79.2
Paglarini	51-37	69	98	70.4
Knauft	50-47	70	94	74.4

Won 10 — Lost 25 1828 2610 70.0

29. MARINES TAMBOER, Kan.—Qual. 534

Opponent	Score	R	SP	%
Van Sant	37-52	58	80	72.5
Copeland	37-54	51	74	68.9
Maylahn	50-43	62	82	75.6
Maison	28-52	48	72	66.7
Harris	45-50	41	66	62.1
Potts	13-51	15	36	41.7
Reno	28-50	68	92	73.9
Manker	51-44	47	68	69.1
Maroni	17-51	37	60	61.6
Norwood	48-50	69	96	71.8
Focht	40-50	63	88	71.5
Knauff	35-53	41	66	62.1
Gonzales	12-52	24	46	52.2
Toole	52-40	67	92	72.8
Tyson	32-50	50	78	64.1
Seibold	29-53	61	82	74.4
Anthony	30-51	46	70	65.7
Hohl	21-51	33	52	63.5
Bruce	50-30	57	72	79.1
Solomon	51-20	77	90	85.5
Stinson	29-52	66	88	75.0
Paglarini	51-25	73	92	79.3
Paglarini	50-31	69	94	73.4
Kabel	44-50	76	102	74.5
Monday	42-54	58	84	69.0
Carson	50-35	50	68	73.5
Reel	42-50	58	86	67.4
Kuchcinski	23-52	43	66	65.1
Black	52-40	52	76	68.4
Steinfeldt	21-50	42	62	67.7
Zadroga	52-29	60	76	78.9
Henton	24-52	37	56	66.1
West	9-51	47	70	67.1
Rademacher	7-50	34	58	58.6
Stockholm	39-50	54	80	67.5

Won 10 — Lost 25 1834 2620 70.0

30. FLOYD TOOLE, Ark.—Qual. 527

Opponent	Score	R	SP	%
Haris	50-35	40	56	71.4
Rademacher	52-27	52	68	76.5
Norwood	51-29	52	70	74.3
Henton	36-52	65	90	72.2
Knauff	51-48	80	102	78.4
Kabel	49-53	50	74	67.6
Maroni	48-53	48	78	61.5
West	43-52	86	110	78.1
Steinfeldt	41-51	65	96	67.7
Reel	17-51	49	72	68.0
Stinson	37-51	53	84	63.0
Hohl	17-50	104	124	83.8
Reno	34-52	62	88	70.4
Tamboer	40-52	63	92	68.4
Anthony	17-52	50	72	69.4
Stockholm	33-52	67	90	74.4
Black	50-29	51	66	77.2
Gonzales	49-53	79	106	75.9
Monday	26-50	41	68	60.2
Zadroga	19-52	42	64	65.6
Van Sant	25-51	53	78	67.9
Potts	50-46	76	100	76.0
Carson	50-43	86	114	75.4
Tyson	52-20	51	66	77.2
Paglarini	42-52	68	92	73.9
Focht	47-51	69	94	73.4
Kuchcinski	14-51	29	48	60.4
Bruce	38-50	76	96	79.2
Day	11-50	41	62	66.1
Maylahn	50-36	49	68	72.0
Maison	25-52	28	54	57.8
Copeland	34-50	54	76	71.0
Manker	17-52	32	58	55.1
Solomon	27-52	35	60	58.3
Seibold	3-52	41	60	68.3

Won 9 — Lost 26 1987 2796 71.0

31. ART TYSON, Conn.—Qual. 522

Opponent	Score	R	SP	%
Stockholm	49-51	52	76	68.4
Black	44-51	63	94	67.0
West	20-52	45	70	64.3
Knauff	14-51	42	66	63.6
Kuchcinski	13-50	46	68	67.6
Stinson	32-51	68	98	69.4
Carson	22-51	48	70	68.6
Potts	44-50	55	82	67.1
Reno	37-52	74	98	75.5
Kabel	22-52	52	74	70.3
Henton	16-50	50	70	71.4
Harris	50-37	59	82	71.9
Zadroga	32-52	46	74	62.2
Maroni	50-27	49	72	68.0
Tamboer	50-32	56	78	71.7
Reel	41-50	64	90	71.1
Steinfeldt	48-53	72	106	67.9
Copeland	34-50	45	72	62.5
Rademacher	31-52	74	100	74.0
Paglarini	52-48	80	106	75.5
Maison	29-53	48	76	63.2
Hohl	11-51	52	72	72.2
Monday	53-15	46	58	79.3
Toole	20-52	40	66	60.6
Day	41-50	70	94	74.1
Seibold	40-51	84	108	77.1
Norwood	50-24	46	60	76.6
Solomon	54-39	59	84	70.2
Anthony	52-45	82	106	77.3
Manker	39-51	45	68	66.2
Bruce	38-50	68	90	75.5
Focht	38-51	69	98	70.4
Gonzales	4-51	43	66	65.1
Maylahn	22-52	40	58	68.9
Van Sant	50-37	46	66	69.6

Won 9 — Lost 26 1978 2819 70.1

32. RALPH MAYLAHN, Wis.—Qual. 518

Opponent	Score	R	SP	%
Rademacher	21-50	41	62	66.1
Reel	44-54	46	70	65.7
Tamboer	43-50	59	82	71.9
Paglarini	40-50	45	76	59.2
Day	9-51	27	46	58.7
Reno	27-52	52	74	70.2
Hohl	4-50	27	48	56.2
Maroni	55-38	50	74	67.5
Stinson	17-54	50	72	69.4
Steinfeldt	33-52	71	98	72.4
Zadroga	11-52	28	50	56.0
Monday	52-21	73	88	82.9
Henton	16-55	52	78	66.7
Potts	18-51	49	74	66.2
West	17-55	58	84	69.0
Black	51-41	61	80	76.2
Kabel	32-50	51	76	67.1
Seibold	41-52	58	80	72.5
Stockholm	31-51	52	76	68.4
Knauff	42-54	89	114	78.0
Solomon	26-51	58	92	63.0
Carson	53-42	53	78	67.9
Harris	52-22	52	70	74.2
Manker	49-50	60	94	63.8
Kuchcinski	32-50	52	72	72.2
Copeland	7-53	27	48	56.2
Anthony	51-39	61	84	72.6
Maison	29-51	53	74	71.6
Norwood	38-55	56	82	68.3
Toole	36-50	45	68	66.2
Van Sant	50-47	68	98	69.4
Bruce	34-50	71	92	77.1
Focht	50-5	31	36	86.1
Tyson	52-22	49	58	84.5
Gonzales	9-52	27	50	54.0

Won 9 — Lost 26 1802 2598 69.3

33. ROGER NORWOOD, Tenn.—Qual. 511

Opponent	Score	R	SP	%
Copeland	20-50	34	60	56.6
Kuchcinski	8-53	38	60	63.3
Toole	29-51	47	70	67.1
Steinfeldt	20-50	44	68	64.7
Zadroga	38-51	48	72	66.7
Gonzales	20-52	46	66	69.7
Stockholm	37-51	51	76	67.1
Carson	24-52	43	64	67.2
Focht	50-31	63	86	73.2
Tamboer	50-48	69	96	71.8
Solomon	51-40	55	78	70.5
Bruce	35-50	80	104	76.9
Maison	27-53	65	92	70.6
Hohl	5-51	17	38	44.7
Manker	17-53	44	66	66.7
Day	20-51	52	78	65.3
West	9-51	31	48	64.5
Black	40-50	58	84	69.0
Seibold	23-52	51	76	67.1
Kabel	20-51	37	62	59.6
Potts	41-50	60	86	69.8
Rademacher	49-50	67	94	71.2
Van Sant	40-52	78	102	76.4
Paglarini	51-11	32	46	69.6
Henton	16-50	35	58	60.3
Reel	51-41	54	78	69.2
Tyson	24-50	36	60	60.0
Maroni	52-33	57	78	73.1
Maylahn	55-38	61	82	74.4
Knauft	25-50	56	76	73.7
Anthony	42-52	55	76	72.4
Monday	52-37	56	76	73.6
Stinson	50-42	82	106	77.3
Harris	36-50	59	90	65.5
Reno	36-50	64	84	76.2

Won 9 — Lost 26 1825 2636 69.2

34. TED HARRIS, Ohio—Qual. 510

Opponent	Score	R	SP	%
Toole	35-50	35	56	62.5
Hohl	19-52	70	90	77.8
Solomon	37-52	70	92	76.1
Day	18-50	39	60	65.0
Tamboer	50-45	42	66	63.6
Bruce	32-53	64	88	72.7
Henton	20-54	41	64	64.0
Steinfeldt	51-33	67	86	77.9
Van Sant	50-39	52	76	68.4
Rademacher	30-51	43	64	67.2
Copeland	46-52	73	100	73.0
Tyson	37-50	55	82	67.0
Seibold	17-50	50	74	67.6
Kabel	36-54	42	66	63.6
Maison	21-50	40	64	62.4
Carson	30-51	52	78	66.6
Stockholm	16-52	67	86	77.9
Paglarini	51-43	66	94	70.2
Manker	30-50	42	68	61.7
Kuchcinski	28-54	66	92	71.7
Reel	34-52	53	76	69.7
Zadroga	32-52	76	98	77.5
Maylahn	22-52	42	70	60.0
Maroni	45-50	62	92	67.3
West	38-52	45	68	66.2
Knauft	9-52	39	62	62.9
Gonzales	27-52	48	70	66.6
Black	39-50	56	84	68.6
Focht	51-41	68	90	75.5
Potts	47-52	54	82	65.9
Stinson	46-51	68	94	72.3
Reno	41-52	42	66	63.6
Monday	22-50	44	64	68.7
Norwood	50-36	63	90	70.0
Anthony	52-44	67	92	72.8

Won 7 — Lost 28 1903 2744 69.3

35. ANDY PAGLARINI, Minn.—Qual. 506

Opponent	Score	R	SP	%
Carson	32-50	56	82	68.3
Gonzales	41-50	65	90	72.2
Steinfeldt	28-54	40	64	62.5
Maylahn	50-40	47	76	61.8
Manker	49-50	75	98	76.5
Henton	22-52	47	66	71.2
Copeland	44-54	50	80	62.5
Van Sant	36-52	53	76	69.7
Zadroga	25-51	51	74	68.9
Maison	13-52	44	64	68.7
Day	17-50	44	64	68.7
West	19-55	61	86	70.9
Kuchcinski	24-51	51	70	72.8
Bruce	18-50	39	62	62.9
Kabel	22-51	55	80	68.7
Focht	34-51	67	88	76.1
Solomon	50-39	65	82	79.3
Harris	43-51	65	94	69.1
Hohl	14-52	38	58	65.5
Tyson	48-52	82	106	77.3
Reno	33-52	61	92	66.3
Seibold	10-51	26	44	59.1
Tamboer	31-50	63	94	67.0
Norwood	11-51	18	46	39.1
Toole	52-42	73	92	79.3
Monday	51-33	38	62	61.3
Stockholm	52-48	74	100	74.0
Stinson	50-48	65	90	72.2
Rademacher	43-51	54	78	69.2
Anthony	27-50	56	78	71.8
Maroni	55-38	54	78	69.2
Reel	28-50	46	72	63.8
Knauft	10-55	34	54	62.9
Black	37-51	62	98	63.3
Potts	31-50	39	64	60.9

Won 7 — Lost 28 1858 2702 68.7

36. RICH MARONI, Pa.—Qual. 505

Opponent	Score	R	SP	%
Steinfeldt	33-53	51	72	70.8
Bruce	46-50	61	88	69.3
Day	6-54	29	50	58.0
Focht	35-52	52	78	66.7
Maison	25-52	41	66	62.1
West	10-53	46	66	69.7
Toole	53-48	48	78	61.5
Maylahn	38-55	42	74	56.7
Tamboer	51-17	48	60	80.0
Seibold	40-50	63	82	76.8
Carson	28-55	38	64	59.3
Stockholm	7-50	39	60	65.0
Hohl	9-51	38	58	65.5
Tyson	27-50	42	72	58.3
Kuchcinski	28-52	67	90	74.4
Van Sant	36-51	56	88	63.6
Copeland	11-50	31	54	57.4
Stinson	0-52	11	32	34.4
Kabel	26-51	40	62	64.5
Gonzales	26-50	45	68	66.1
Anthony	42-52	47	76	61.8
Manker	26-53	31	60	51.6
Rademacher	38-52	69	96	71.9
Harris	50-45	62	92	67.3
Solomon	36-52	55	78	70.5
Reno	25-53	37	60	61.6
Henton	25-52	47	68	69.1
Norwood	33-52	49	78	62.8
Zadroga	17-52	32	56	76.8
Monday	42-52	38	70	54.3
Paglarini	38-55	50	78	64.1
Knauft	11-53	32	56	57.1
Black	9-55	22	48	45.8
Potts	34-51	42	64	65.6
Reel	35-51	41	70	58.5

Won 3 — Lost 32 1520 2412 63.0

Stevenson Of Canada Wins Class B

Ross Stevenson, from Calgary, Alberta in Canada, won the toughest Class B in history.

Ross who won the Junior title in 1965 at Keene, placed in the top ten at Keene in 1968, dropped out of the game when he moved from Ontario to the far north in Alberta, made a great comeback and barely missed getting in the championship division when he posted a 500 score in the qualifying round to place 37th.

Ray Martin of Illinois placed 2nd in Class B. He posted the highest overall ringer average, 77.6, and handed Stevenson his only loss 51-12.

Paul Day of Indiana, 18 year old son of two time World Champ Curt Day, placed 3rd and Curt Over of Pennsylvania was a surprising 4th.

Martin, Day and Glenn Riffle of Ohio won the three Class B group round robins which saw the top four in each group advance to the finals.

The field was as tough as many Championship classes in the past. Included were the famous Ted Allen who has won 10 World titles, Jim Knisley of Ohio and Martin of Illinois who have been runners up in previous World tournaments; Glen Riffle of Ohio, Clarence Bellman of Indiana, Curt Bestul of Wisconsin, Roger Vogel of Colorado, Burl Taylor of Indiana, Earl Winston of Missouri, Harold Darnold of Iowa, Roy Smith of Michigan and Ross Stevenson of Canada, all of whom had played in the championship division in past years.

Also in this year's Class B were three former World Junior Champs, Ross Stevenson and the Roberts brothers of Ohio, Gary and Donnie. Others of championship division potential were Paul Day of Indiana, Jim Burns, the Tennessee champion and Bill Glass, the Wisconsin champion.

The best single game was posted by Paul Day, 46 ringers in 52 shoes for 88.4 percent.

CHAMPIONSHIP

	W	L	R	SP	%
Ross Stevenson, Calgary, Canada	10	1	685	934	73.4
Ray Martin, Philo, Ill.	8	3	734	946	77.6
Paul Day, Frankfort, Ind.	7	4	640	870	73.6
Curt Over, Altoona, Pa.	7	4	612	876	69.9
Roy Smith, Muskegon, Mich.	6	5	694	942	73.7
Glenn Riffle, Dayton, Ohio	6	5	630	862	73.1
Jim Knisley, Bremen, Ohio	5	6	775	1028	75.4
Clarence Bellman, Bremen, Ind.	5	6	687	936	73.4
Donnie Roberts, Lucasville, Ohio	5	6	651	896	72.7
Reece Baughn, New Castle, Ind.	3	8	612	870	70.3
Bob Stowe, Centralia, Mo.	2	9	596	852	70.0
Bill Glass, Vesper, Wis.	2	9	554	820	67.6

GROUP 1

	W	L	%
Ray Martin, Ill.	11	0	77.5
Ross Stevenson, Canada....	9	2	72.7
Bill Glass, Wis.	9	2	72.5
Donnie Roberts, Ohio	7	4	69.4
Gary Roberts, Ohio	6	5	69.6
Marv Richmond, Minn.	6	5	69.1
Curt Bestul, Wis.	5	6	63.1
Jim Burns, Tenn.	3	8	67.4
Phil Carra, Mich.	3	8	61.9
Del Maroon, Ill.	3	8	60.6
Bob Harrold, Mich.	2	9	61.0
Sherm Bertrand, W. Va....	2	9	59.2

GROUP 2

	W	L	%
Paul Day, Ind.	10	1	72.3
Curt Over, Pa.	8	3	66.3
Reece, Baughn, Ind.	7	4	69.3
Bob Stowe, Mo.	7	4	68.0
Earl Winston, Mo.	7	4	67.2
Harold Darnold, Iowa	6	5	66.3
Tom Pearce, Ohio	6	5	59.8
Ted Allen, Colo.	5	6	68.1
Bob Williams, Mich.	5	6	67.9
Don Claypool, Ind.	4	7	63.4
Carl Young, Ohio	1	10	53.4
Don Knotts, Ohio	0	11	48.0

Stevenson — (Continued)**GROUP 3**

	W	L	%		W	L	%
Glenn Riffle, Ohio	10	1	70.7	Roy Billingsley, Ind.	6	5	66.5
Clarence Bellman, Ind.	9	2	74.6	Gene Reno, Ohio	5	6	64.0
Jim Knisley, Ohio	9	2	72.4	Jack Rainbow, Pa.	2	9	60.9
Roy Smith, Mich.	7	4	72.5	Joe Kuchcinski, Pa.	2	9	60.6
Burl Taylor, Ind.	7	4	67.5	Walt Wilhoite, Ind.	2	9	55.2
Roger Vogel, Colo.	6	5	69.3	Bob Thornburgh, Ind.	1	10	55.3

Jukskei Rules Available

The South African Jukskei game created much interest at the World Tournament and may NHPA members and players took a hand at playing the game which is a close cousin to our game of horseshoe.

The South African players made presents of their "skeys" to some of the Americans who displayed ability in their game. Among those receiving "skeys" were Paris Seibold of Indiana, Floyd Hix of Virginia, Mrs. Larry Markle of Canada and Jimmy Mullen of New Jersey.

NHPA members wishing to obtain the Jukskei playing rules and a diagram of a regulation court may do so by sending 10¢ for handling charges to Ottie Reno, Box 305, Route 1, Lucasville, Ohio 45648.

Herb Okeson, Verdan Zelmar, Dwight Brown Receive Special NHPA Awards

Special NHPA recognition and achievement awards for outstanding contribution to the game on a state wide or local basis were given to Herb Okeson, Verdan Zelmar and Dwight Brown during the 1972 World Tournament ceremonies.

Herb Okeson is the secretary-treasurer of the Washington State Horseshoe Pitchers' Association and his hard work and efficient administration has greatly increased the membership totals of the state to the point where the state is vying with Northern California and Ohio for the honor of leading the NHPA in 1972 membership totals.

Herb states that he is carrying on in the footsteps of Winnie Winetrout and Jim Saari, his predecessors as secretary and that he has been receiving complete co-operation from other state officers and local clubs in the state, but the fact remains that he has done a first class job and the monthly newsletter he publishes is outstanding and one of the tools he has used to build up interest and participation in Washington.

Verdan Zelmar, as secretary of the Northern California Association, has lifted that NHPA chapter to a top spot in the national organization.

Northern California's membership is running neck and neck with Washington and ahead of Ohio. More than that, Verdan runs a "tight ship" in Northern California that is orderly and smooth. The records and stats that he keeps and the information he gives the members and the way in which the program of tournaments and activities is conducted make Northern California probably the best run state group in the NHPA.

Dwight Brown has been Director of Greenville, Ohio City Park for many years and the growth and strength of the Greenville Horseshoe Club and the Darke County Horseshoe Pitchers Association stems from the interest and co-operation he has given the game in Greenville. As a result, Greenville is without a doubt the top local club in the country. It has hosted the World Tournament three times and usually conducts the biggest week end tournaments in the NHPA program, to wit, the annual 4th of July Ringer Classic.

It will be a sad day for horseshoe, the NHPA and the Darke County Horseshoe Pitchers' Association when Dwight Brown steps down from his post at the head of the Park department in Greenville.

Ray Miller Wins Senior Crown

Ray Miller, 69 year old Springfield, Ohio veteran, won the Senior title for players 66 and over at Greenville's City Park.

Ray did not lose a game on his way to the World title and was very consistent throughout. His overall ringer average was 69.0 and the only close game was a 51-49 victory over Henry Franke of Illinois, who placed 3rd.

Neil Snelson of Indiana placed 4th while 5 times former champ John Paxton of Iowa ended in 7th position.

Class B honors went to Chet Laird of Arizona and Class C to Wally Schmeckpeper of Wisconsin.

Oldest entrant in the tourney was, once again, Joe Dubie, the 87 year old Toccoa, Ga. player who narrowly missed qualifying for a place in Class C.

CHAMPIONSHIP

	Age	W	L	R	SP	%
Ray Miller, Springfield, Ohio	69	7	0	312	452	69.0
Neil Snelson, Springfield, Mo.	68	6	1	297	490	60.6
Henry Franke, Centralia, Ill.	72	4	3	319	502	63.5
Virgil Huffman, Poneto, Ind.	75	3	4	297	500	59.4
Wayne Winston, LaMonte, Mo.	67	3	4	290	506	57.3
Christ, Hanson, Sarasota, Fla.	69	2	5	254	448	56.7
John Paxton, Ottumwa, Iowa	74	2	5	210	416	50.5
Harold Tuttle, Youngstown, Ohio	68	1	6	207	414	50.0

CLASS B

	W	L	%
Chalmer Laird, Ariz.	7	0	57.2
Norris Shepherd, Mich.	5	2	51.4
Royce Wrucke, Wis.	4	3	53.3
L. E. Heist, Nebr.	4	3	50.7
Lee Jacobs, Mich.	3	4	44.7
Clem Birkenbach, Calif. ..	2	5	49.5
Len Williams, Iowa	2	5	42.9
Lou Hirschman, Mich.	1	6	44.6

CLASS C

	W	L	%
W. Schmeckpeper, Wis. ..	7	0	48.3
Charles Maly, Ind.	4	3	42.2
Ralph Crawford, Iowa ...	4	3	37.6
Foster Latimore, Ohio ...	3	4	36.6
Earl Ryner, Ill.	3	4	34.3
Rex Bidlake, Mo.	3	4	33.1
Herb Witter, Ohio	2	5	31.0
Ed Drager, Ohio	2	5	29.0



RAY MILLER



ABE AUSTIN

Abe Austin Wins Intermediate Title

Abe Austin of Illinois won the Intermediate title for men between 60 and 66 at the World Tournament in Greenville's City Park in an extremely close round robin.

Austin lost his first game 49-51 to defending champion Art Holter of Minnesota, but went on to win all remaining games including a victory over Frank Kilinsky of Pennsylvania in the final game. Kilinsky's loss in this game dropped him into a tie for the runner up sport with Art Kamman of Arizona. Kamman received the 2nd place trophy on the basis of a higher ringer percentage, Kilinsky being awarded the 3rd place trophy.

Defending champion Art Holter finished fifth behind the veteran Dale Dixon of Iowa.

Austin's overall ringer percentage was 68.6 while Art Kamman in 2nd place had a slightly higher average at 69.4.

Bernard Herfurth of Massachusetts won Class B with an excellent 63.8 ringer average. Ralph Stucky of Ohio won Class C in the Division, this class being played at the Fairgrounds.

CHAMPIONSHIP

	W	L	R	SP	%
Abe Austin, Oak Park, Ill.	6	1	324	472	68.6
Art Kamman, Mesa, Ariz.	5	2	343	494	69.4
Frank Kilinsky, Pittsburgh, Pa.	5	2	346	516	67.1
Dale Dixon, Des Moines, Iowa	4	3	297	478	62.1
Art Holter, Minneapolis, Minn.	3	4	310	480	64.6
Floyd Plumb, Toledo, Ohio	2	5	317	508	62.4
Bob Hoff, Arcanum, Ohio	2	5	271	472	57.4
Andy Stolarik, Canton, Ohio	1	6	251	452	55.5

CLASS B

	W	L	%
Bernard Herfurth, Mass... 6	1	63.8	
Harold McPhearson, Ky... 5	2	59.6	
Marvin Burgess, Texas 4	3	59.8	
O. S. Plott, Louisiana 4	3	58.3	
Levi Miller, Fla. 3	4	55.5	
Bill Doyle, Conn. 3	4	54.3	
Pat. Gallant, Maine 2	5	54.3	
Pat Fitzmorris, Okla. 1	6	48.0	

CLASS C

	W	L	%
Ralph Stucky, Ohio	7	0	50.0
Dana Gillespie, Ohio	6	1	45.3
Maurice Rodocker, Ohio .. 4	3	50.0	
Dale Eberhart, N. J. 3	4	46.2	
Bill Knepper, Ohio	3	4	46.1
Joe Morgan, Ind. 3	4	41.7	
Bill Muirhead, Okla. 2	5	43.9	
Lou Gayet, Calif. 0	7	36.3	

Bill Henn Of Kentucky Cops Class C Title

Bill Henn of Kentucky, son of a prominent player of 35 years ago, took top honors in a tough Class C. He lost one game in the prelims to Lenard of Michigan while averaging 68.8 and dropped one game in the finals to Bob Johnson of Nebraska while averaging 70.6 overall.

Other trophy winners in the class were Bob Dean of Virginia, Bob Johnson of Nebraska and Fred Collins who placed 2nd, 3rd and 4th respectively.

Four groups of eight players each played the prelims at Greenville's Fairgrounds with the eight man finals being played at City Park. The four Groups were won by Dick Carpenter of Indiana, Joe Pillion of Ohio, Bob Johnson of Nebraska and Bill Henn.

Johnson, playing in his first World Tourney, tossed 86.8 in his first game and 82.2 in his fifth game of the prelims. The top single game in the finals was 81.4 by Bob Dean of Virginia.

Bill Henn — (Continued)**CHAMPIONSHIP**

	W	L	R	SP	%
Bill Henn, Bellevue, Ky.	6	1	356	504	70.6
Bob Dean, McGaheysville, Va.	5	2	379	552	68.7
Bob Johnson, Beatrice, Neb.	4	3	330	506	65.2
Fred Collins, Trotwood, Ohio	4	3	327	522	62.6
Rod Hatton, San Antonio, Tex.	4	3	298	482	61.8
Dick Carpenter, Union City, Ind.	3	4	377	570	66.1
Joe Pillion, Casstown, Ohio	1	6	335	536	62.5
Mel Merritt, Orange, Mass.	1	6	324	524	61.8

GROUP 1

	W	L	%
Bob Dean, Virginia	6	1	68.4
Rod Hatton, Texas	5	2	62.4
Jim Ostrander, Mich.	4	3	64.4
Bill Riley, Fla.	4	3	62.8
Ken Kugler, Ohio	3	4	65.4
Joe Witschger, Ohio	2	5	63.1
Paul Hall, Ohio	2	5	60.5
Bill Cessna, Calif.	2	5	57.4

GROUP 2

	W	L	%
Bill Henn, Ky.	6	1	68.8
Bob Johnson, Nebr.	5	2	65.3
Herb McCoskey, Ind.	5	2	64.3
Joe Lenard, Mich.	5	2	61.8
Russ Stone, Ind.	3	4	61.0
Woody Wilson, Iowa	2	5	59.7
Merl Bannister, Ohio	1	6	58.9
Joe Anzaldi, Minn.	1	6	56.7

GROUP 3

	W	L	%
Joe Pillion, Ohio	6	1	65.2
Fred Collins, Ohio	6	1	60.4
Mark Freeman, Mich.	5	2	66.3
Leo Schlosser, Ill.	4	3	68.7
Howard Johnson, Ind.	3	4	59.9
Amos Whitaker, Mass.	2	5	56.1
Dave Hummell, Ohio	1	6	55.9
Lon Mullins, Ind.	1	6	53.9

GROUP 4

	W	L	%
Dick Carpenter, Ind.	6	1	71.1
Mel Merritt, Mass.	5	2	65.8
Sam Lovelace, Ky.	5	2	65.2
Elmer Harrison, Ohio	5	2	63.5
George Grubb, Ind.	4	3	69.2
John Law, Ill.	2	5	55.4
Larry Croteau, N. H.	1	6	51.1
Zack Campbell, Ohio	0	7	52.9

Ed Curran, Kentucky, Wins Class D

Ed Curran of Paris, Kentucky made a shambles of Class D, winning the title without loss of a game in either the group prelims or the finals.

The Bluegrass state ringer tosser averaged a classy 77.8 percent ringers overall in the finals and 65.9 percent in the group play. Only two of his games, both in the prelims, could be rated as close events.

His top single game performance was 49 ringers in 58 shoes for 84.4 percent in the first game of the finals.

Bob Davis of Indiana placed 2nd and also posted one 80 plus percentage game. Other trophies were won by Leland Fisher of Indiana and Mel Carey of Illinois. The four trophy winners were also the winners of the four group round robin prelims played at the Fairgrounds. The finals were played at City Park.

CHAMPIONSHIP

	W	L	R	SP	%
Ed Curran, Paris, Ky.	7	0	370	480	77.8
Bob Davis, Ft. Wayne, Ind.	5	2	291	438	66.4
Leland Fisher, Elwood, Ind.	5	2	312	482	64.7
Mel Carey, Robinson, Ill.	3	4	328	518	63.3
Joe Carmack, Lecom, Mo.	3	4	320	522	61.3
Jim Wilcoxon, Parkersburg, W. Va.	3	4	251	440	57.1
Jake Fiore, Wexford, Pa.	1	6	272	460	59.1
Bus Schamp, St. Marys, Ohio	1	6	269	472	57.0

Ed Curran — (Continued)**GROUP 1**

	W	L	%
Leland Fisher, Ind.	7	0	61.6
Joe Carmack, Mo.	6	1	60.9
Bill McAlley, Calif.	4	3	60.1
Tom McEldowney, Ohio ..	4	3	55.7
Jim Andrews, Ind.	2	5	55.5
Bill McGinity, Ky.	2	5	53.7
Paul Cline, Ohio	2	5	53.7
John Shuck, Ind.	1	6	49.4

GROUP 2

	W	L	%
Mel Carey, Ill.	7	0	63.4
Jake Fiore, Pa.	4	3	57.5
George Neff, Ohio	4	3	56.8
Jim Vargo, Ohio	4	3	53.9
Gary Kline, Ohio	3	4	50.9
Ken Waggoner, Ohio	3	4	48.0
Fred Baxter, Ind.	2	5	54.3
Jim Johnson, Minn.	1	6	46.3

GROUP 3

	W	L	%
Bob Davis, Ind.	6	1	65.2
Jim Wilcoxon, W. Va.	6	1	59.7
Virgil Bunge, Ill.	4	3	58.7
Dale Pringle, Ohio	4	3	58.1
Fred Brown, Ohio	3	4	48.6
Earl Waggoner, Ohio	2	5	52.2
Tom Wennerstrom, Ohio..	2	5	48.3
Monty Jones, Calif.	1	6	43.0

GROUP 4

	W	L	%
Ed Curran, Ky.	7	0	65.9
Bus Schamp, Ohio	6	1	61.0
Les Rose, Ohio	5	2	58.7
Wendell Burton, Vt.	3	4	57.4
Paul Rohrs, Ohio	2	5	54.8
J. D. Rhymer, Ohio	2	5	51.6
Bill Martin, Wis.	2	5	47.3
Earl Grable, Mich.	1	6	47.0

New England Director Reports

By Peter Shepard

It was a pleasure for me to be present at the Massachusetts Open in Springfield, Massachusetts. Due to the inclement weather, the last two classes of Men's and Juniors had to be called off. However, due to the generosity of Ed Domey of the Heritage Recreation Center in Sutton, they continued their games indoors. We cannot thank Mr. Domey enough for offering his facilities to us.

When play was resumed there were 15 Junior members from the St. Moritz Horseshoe Club of Quincy present. Mr. Russell Sweeney, our State of Massachusetts Secretary, is their director. He is most certainly doing a wonderful job with this class and he is to be congratulated for this large undertaking.

We see more and more signs of our people uniting and working together for a common goal — the advancement of horseshoe pitching. Your officers welcome constructive criticism, we enjoy talking and helping where and when we can, and look forward to your comments. We hope to delegate more responsibility to our members and welcome any help we can get. We are counting on our members, men and women and the Juniors. Your support is needed and welcome.

On July first and second I visited Maine. Once again, Mr. Tyson from the State of Connecticut took the top trophy after a playoff with Ed Domey of Sutton, Massachusetts.

Hal Hanania from the New Jersey Club stopped in at Heritage Recreation Center which made all of us very happy to see some members including a stop at the Heritage Center as part of their vacation trip. We extend an open invitation to all our members to drop in at Heritage if you happen to be in the area. It is really great.

We went to Keene, New Hampshire for the open tournament held on July 15 and 16. Nelson Brake from the Lowell, Massachusetts Club made a visit to Heritage with some of his Juniors. We were honored by a grand demonstration given by none other than the New England Junior champ and Bryant Simmons of Kittery, Maine. New England is doing a lot more this year. Our magazine sales are up and our membership is growing.

Jennifer Reno Repeats As Girl's Champ

Jennifer Reno won her second straight title in the Girl's Division of the World Tournament at Greenville with a record breaking performance and gave notice she will be a factor next year when she moves into the Women's Division.

Mary Lee, the Chinese-American girl from Brooklyn, a former Girl's champ who pitches the Men's distance of 40 feet placed 2nd with an amazing performance, averaging 57.4 percent ringers overall.

All time records for the Girl's Division fell like leaves in the fall. Here is a list of the all time records which were established:

Ringer percentage for entire tourney — 59.8 by Jennifer Reno.

Most ringers for entire tourney — 155 by Mary Lee.

Highest single game ringer percentage — 71.9 by Jennifer Reno.

Highest ringer percentage for a losing player — 53.4 by Mary Lee.

Highest ringer percentage for both players — 59.5 by Reno and Lee.

Most consecutive ringers — 10 by Jennifer Reno.

Most double ringers for entire tourney — 46 by Jennifer Reno.

Most double ringers losing player — 8 by Mary Lee.

Most double ringers for single game — 13 by Jennifer Reno.

Most cancelled ringers in one game — 46 by Reno and Lee.

Most "Four Deads" in one game — 4 by Cathy Melling and Lynn Harrison.

CHAMPIONSHIP CLASS

	W	L	%
Jennifer Reno, Ohio	5	0	59.8
Mary Lee, N. Y.	4	1	57.4
Connie Cool, Ohio	3	2	43.4
Lynne Harrison, Ohio	1	4	41.4
Cathy Melling, Ohio	1	4	40.1
Tammy Huotari, Mich.	1	4	35.9

CLASS B

	W	L	%
Janice Passmore, Ind.	4	1	27.8
Jane Disinger, N. Y.	3	2	27.7
Nancy Mefford, Ky.	2	3	27.4
Rose Mary Gibson, Ill.	2	3	25.2
Phyllis Melling, Ohio	2	3	22.9
Cindy Williams, Calif.	2	3	21.2



JENNIFER RENO
Girl's Champion




MARY LEE
Runner-up


"Deadeye" Williams Does It Again

Walter Ray "Deadeye" Williams, the 12 year old ringer tossing demon from Eureka, Calif. did it again as expected and won the Junior World title at Greenville with another record breaking performance.

He was not without tough competition, however, for all eight boys in Class A were great pitchers and although "Deadeye" had a comfortable margin of victory in all games he was forced into a 140 shoe game in the final game by his California teammate Alvin Vinsant.



"DEADEYE" WILLIAMS



ALVIN VINSANT

Another great player from the opposite coast, Doug Kiena of Maine placed 2nd and Vinsant finished 3rd. Two Indiana players, Gene Bussard and John Passmore, had the same won and lost record as Vinsant, but posted lower ringer percentages if 75 percent can be called low.

"Deadeye's" ringer average for the seven games was 89.2, an all time record. Vinsant's 533 and 648 shoes pitched in the seven games were also all time records.

The game between "Deadeye" and Vinsant set a new record for the combined ringer percentage of 87.2 for both players. Vinsant's 84.2 was a record ringer percentage for a losing player. "Deadeye's" average in this game was 90.3. He had 56 double ringers and Vinsant 46 and there were 40 "four deads".

It should be noted that "Deadeye's" 11 year old brother finished 6th and averaged 71.9.

Class B was won by 13 year old Jimmy Smith of Muskegon, Mich. with a fine 64.5 average.

Special mention should be made of 13 year old Mike Patenaude of Maine who despite illness pitched and won his first four games in Class B including a win over the eventual champion and was then forced to withdraw and forfeit all his games. He was in the Greenville hospital when the round robin was completed but was OK the next day.

In play at the Fairgrounds, Jerry Anthony of Ohio won Class C and two brothers, Alden and Curt Sandquist from Minnesota, won Class D and Class E.

"Deadeye" — (Continued)

CHAMPIONSHIP

	Age	W	L	R	SP	%
"Deadeye" Williams, Eureka, Calif.	12	7	0	496	556	89.2
Doug Kienia, Kittery, Maine	14	5	2	450	566	79.5
Alvin Vinsant, Arcata, Calif.	15	4	3	533	648	82.3
John Passmore, Richmond, Ind.	13	4	3	464	618	75.1
Gene Bussard, Marion, Ind.	15	4	3	429	578	74.2
Jeff Williams, Eureka, Calif.	11	3	4	358	498	71.9
Mike Stout, Melrose Park, Ill.	13	1	6	333	514	64.8
Dave Belden, Tulsa, Okla.	15	0	7	233	410	56.8

CLASS B

	W	L	%
Jimmy Smith, Mich.	6	1	64.5
Ricky Curran, Ky.	5	2	50.0
Dean Grable, Mich.	5	2	49.0
Jerry LaBrosse, Minn.	4	3	56.9
Mark Norwood, Tenn.	4	3	44.0
Bob Progen, Mass.	3	4	48.8
Doug Riffle, Ohio	1	6	42.9
Mike Patenaude, Maine	Forfeit		

CLASS D

	W	L	%
Alden Sandquist, Minn. ...	5	0	44.9
Don Anthony, Ohio	3	2	36.3
Dan Bussard, Ind.	3	2	35.0
Larry Whaley, Ohio	2	3	26.8
Allan Bunnell, Ohio	1	4	33.5
Gerald Fisher, Ind.	1	4	30.8

CLASS E

	W	L	%
Curt Sandquist, Minn.	5	0	41.4
Mike Gibson, Ill.	3	2	27.9
Tony Gall, Ind.	3	2	25.1
Phil Hummell, Ohio	2	3	23.3
Steve Croteau, N. H.	1	4	21.6
Ted Garrett, Ohio	1	4	20.0

CLASS C

	W	L	%
Jerry Anthony, Ohio	5	0	50.3
Doug Anthony, Ohio	4	1	50.9
Roger Potts, Kan.	2	3	44.0
Andy Gall, Ind.	2	3	41.1
Eric Sandquist, Minn.	1	4	43.7
Steve Staley, Ohio	1	4	37.9

Cavin Wins Annual Sunflower Open At Topeka, Kansas

CLASS A

	W	L	%
R. Cavin, Mo.	6	1	68.7
B. Booe, Kans.	6	1	68.4
M. Potts, Kans.	5	2	72.1
B. Stowe, Mo.	4	3	64.1
T. Haines, Kans.	3	4	63.9
F. Lessenden, Kans.	3	4	55.2
D. Pritchard, Kans.	1	6	52.3
W. Webb, Kans.	0	7	54.0

CLASS B

	W	L	%
S. Drum, Kans.	5	2	59.5
F. Bates, Mo.	5	2	53.1
F. English, Kans.	4	3	54.9
D. Goodrich, Kans.	4	3	53.2
L. Morton, Kans.	4	3	52.1
R. Plute, Mo.	3	4	58.5
F. Knouft, Kans.	2	5	44.3
E. Kern, Kans.	1	6	42.3

CLASS C — J. Krehbiel, Kans. 6-1-58.2; W. Schendel, Kans. 6-1-54.3; R. Conquest, Kans. 6-1-45.6; S. Adame, Kans. 4-3-39.7; E. Booe, Kans. 2-5-36.5; B. Ridgeway, Kans. 2-5-33.6; D. Drum, Kans. 2-5-31.8; W. Gay, Mo. 0-7-32.4.

CLASS D — J. Smith, Kans. 7-0-50.6; R. Meredith, Neb. 6-1-40.9; F. Kern, Kans. 5-2-47.3; W. Shellenbarger, Kans. 4-3-35.5; J. McCart, Kans. 2-5-39.6; E. McCart, Kans. 2-5-33.0; W. Harrison, Kans. 2-5-31.3; G. Booe, Kans. 0-7-23.2.

CLASS E — R. Lucas, Kans. 6-1-49.9; L. Sperline, Kans. 5-2-42.6; H. Wehrli, Neb. 5-2-40.6; C. Kaniper, Kans. 3-4-35.0; J. Amthor, Kans. 3-4-30.6; B. Estes, Okla. 2-5-39.2; M. Freeman, Kans. 2-5-34.1; P. Voelker, Kans. 2-5-32.7.

CLASS F — M. Zerger, Kans. 7-0-37.6; L. Harmon, Kans. 6-1-44.9; C. Sandy, Kans. 5-2-41.9; B. Saathoff, Kans. 3-4-34.7; R. Farris, Mo. 3-4-30.3; J. Adame, Kans. 2-5-26.8; F. Cain, Jr., Kans. 2-5-26.7; W. Christensen, Kans. 0-7-15.3.

1972-1973 FLORIDA SCHEDULE

Oct. 21, 1972 — Sarasota Homecoming, Bee Ridge Park, Sarasota — Contact A*

Oct. 28-29 — Brevard Open, American Legion Cts., Hwy. No. 1, Titusville — Contact B

Nov. 11-12 — Sunshine Open, Sunshine Park, Orlando — Contact C

Nov. 25 — Naples 2nd Annual Kickoff, Cambier Park, Naples — Contact D

Dec. 9 — Florida Open, Sunshine Park, Orlando — Contact C

Jan. 6, 1973 — Plant City Open, Plant City Fairgrounds — Contact E
\$2,500.00 in prize money proposed by the greater East Hillsborough Chamber of Commerce

Jan. 13 — Sarasota Ringer Classic, Bee Ridge Park, Sarasota — Contact A*

Jan. 20-21 — American Legion Open, U. S. Hwy. No. 1, Titusville — Contact B

Jan. 22-27 — Manatee Co. Fair Open, Palmetto Fairgrounds, Palmetto — Contact F

Feb. 3 — Naples Hospitality, Cambier Park, Naples — Contact D
Sandwiches, cold drinks furnished by Naples club

Feb. 10-11 — Orlando Open, Sunshine Park, Orlando — Contact C

Feb. 17 — Sarasota Open, Bee Ridge Park, Sarasota — Contact A*

Feb. 24-25 — American Legion East Coast Open, Titusville — Contact B

Mar. 8-9-10 — Strawberry Festival Open, Plant City Fairgrounds, Plant City — Contact E

Mar. 13-17 — Suncoast Open, Bradenton Trailer Park, Bradenton — Contact F

Mar. 20-24 — DeSota Open, Bradenton Trailer Park, Bradenton — Contact F

April 7-8 — Florida State (Closed), Bradenton Trailer Park, Bradenton — Contact E

May 7 — Naples Open, Cambier Park, Naples — Contact D

June 16 — Sarasota Summer Open — Bee Ridge Park, Sarasota — Contact A*

A — Dick Ferguson, 4337 Midland Rd., Sarasota, Fla. 33581. Phone 924-4117

B — Oscar Gaudette, 718 Frances Ave., New Smyrna Beach, Fla. 32069. Phone 428-2816

C — Opal Corbett, 810 E. Mt. Vernon, Orlando, Fla. 32803. Phone 841-1944

D — Harold Cheffer, 670 9th Ave. So., Naples, Fla. 33940. Phone M12-7765

E — John H. Rademacher, 408 Pevetty Dr., Plant City, Fla. 33566. Phone 752-1226

F — Earle Johnson, 3031 12th Ave. E., Manatee, Fla. 33505. Phone 746-8298

Entry fee to all tournaments is \$5.00 unless otherwise advised.

All entries must in the hands of the proper contacts seven days prior to the starting tournament date, excepting those marked with asterisk; these must be in hands of the contact 10 days prior.

All Florida pitchers will be classed according to their current averages, all others must send their current average with their entry fee.


Early entries to all events are suggested as the number of entries may be limited, and early entries will be given priority.

We will be experimenting using paid scorekeepers as proposed in our annual meeting.

ORDER BLANK

BOOKS ON HORSESHOE PITCHING

GIFTS FOR ANY OCCASION



Please send me the following books:

_____ copies of "The Story of Horseshoes" at \$3.95, Vantage Press, 1963 — 169 pages.

_____ copies of "Pitching Championship Horseshoes," A. S. Barnes Co., 1971 — 312 pages. Cloth Edition at \$5.95; Paperback Edition at \$2.95.

Mail Books to:

Name

Address

Check or money order for \$ _____ enclosed. Send to:

OTTIE W. RENO, Rt. 5, Box 305, Lucasville, Ohio 45648

SHEPPARD OPEN — OCTOBER 14-15

RUSH INDOOR HORSESHOE COURTS

131½ WEST 1ST STREET RUSHVILLE, INDIANA 46173
2ND FLOOR — COCA COLA CO.

Mailing Deadline October 4 Phone Deadline October 6 At Noon

FIRST 56 ENTRIES ENTRY FEE \$6.00

Mail entry fee with percentage to:

BETTY WILHOITE, 120 N. Allen Drive, Lebanon, Indiana 46052

Phone (317) 482-5937

Rushville, Indiana Tournament Information

All of these indoor tournaments are Indiana sectioned and are 50 shoe cancellation style. Bob Sheppard will give \$50.00 to highest single game pitched. (Ringer percentage). He also will give \$50.00 for a perfect game pitched, during these tournaments thru April. If a pitcher pitches a perfect game, and he has also the highest single game — he will get \$120.00 to be given in April.

Wyoming Open — Wyoming, Illinois — September 24

The Wyoming Horseshoe Club will hold their 2nd Annual Open tournament at Thomas Park in Wyoming, Illinois on Route 17 on Sunday, September 24.

Entry fee will be \$6.00 for the 100 shoe qualifying score. Class A will pay an additional \$2.00 at the courts to play. There will be 3 trophies, plus 4 money prizes in each class. Class A \$25.00, \$12.00, \$9.00 and \$9.00.

Class B \$7.00, \$5.00, \$4.00 and \$4.00. All other classes will be \$4.00, \$2.00, \$2.00 and \$2.00.

The top 32 players will play at 1 p. m. Next 32 players at 9 a. m. All games are 50 points. Players will be notified as to the time they play. All those not able to qualify in the top 64 will have their money refunded.

All entries must be in by September 15th. Send 100 shoe qualifying score along with \$6.00 to Bob Porter, 911 North Main, Wyoming, Illinois 61491. Phone 695-5633. Rain date, October 1st.

Annual Statesville, N. C. Autumn Open — Sept. 23-24

The Annual Statesville, N. C. Autumn Open Tournament will be held on Saturday and Sunday, September 23-24 on the twelve lighted Lakewood Park Courts. Top money prizes will be awarded. Five trophies will also be awarded to the five (5) top pitchers in all divisions including the Men's Divisions, Championship A, B, C, D, E, F; the Women's Championship A, Girls and Junior Boys. Special award trophies will also go to the person traveling the farthest to the tournament. A special trophy will also be awarded. The tournament sponsors the Statesville Recreation Commission and local Horseshoe Pitchers would appreciate a card for advance registration. This is not compulsory though and you may also register Saturday morning. A card or letter from you will help us to better prepare for the big Autumn Event. Qualifying ends at NOON on Saturday with the regular round robin tournament play starting at 1 P. M. For more information or Motel reservations, write to: Mr. Jack Springer, Autumn Horseshoe Tournament Office, 432 West Bell Street, Statesville, N. C. 28677. Phone: Office 1-704-872-2481 — Home 1-704-872-2481.

Carthage, Ill. Open Tournament — September 23

The Carthage Open tournament will be held on the Jayce Park courts in Carthage, Illinois on Saturday, September 23 starting at 10:30 A. M. Players are requested to bring a qualifying score or qualify on the courts. Please be on time. In case of rain the tournament will be held the following weekend, September 30.

The PHA In Action . . .

By CLAIR BRUCE

The Professional Horseshoe Pitchers' Association held its first annual meeting at Greenville, Ohio during the 1972 World Horseshoe Tournament. The following new officers were elected:

President	Roger Vogel
1st Vice President	Glen Henton
2nd Vice President	Clair Bruce
Secretary-Treasurer	Bob West

The new president held a second meeting which was open to anyone interested in the PHA. Vogel gave a report on the progress of the PHA in its first year and commented on its future plans. Glen Henton also spoke on several matters. He emphasized that the PHA and the NHPA can and should work together for the improvement and advancement of the sport of horseshoe pitching.

More details regarding the PHA and its activities will follow in future articles of The Digest.

NOW


Friends of Horseshoe Pitching

NEW

Give Your Sport a Boost!

DISPLAY THIS EMBLEM ON YOUR CAR

These distinctive emblems are hand casted in popular colors to compliment the trim or color of your car. They are artistically designed in bas-relief to enhance the dimension of "ONE ON, and the other LANDING IN, high on the stake." . . . These are manufactured from a special resin that can withstand sunlight, rain and salt for many years. . . . They are easily bonded to your car in five minutes without damage to the paint. Mounting instructions are included with each emblem.



EMBLEM NO. HP-4 (COLOR)

RED — GREEN — BLUE — BROWN — BLACK — WHITE — GRAY — YELLOW

\$1.50

PPD.

MAIL CHECK OR MONEY ORDER TO

MODERN SPORTS EQUIPMENT


P. O. BOX 25

WAYLAND, MASSACHUSETTS 01778

SPECIAL — Quantity rates and colors to clubs for membership gifts, tournament prizes and percentage rating . . . Secretaries inquire.

ORDER NOW!—State quantity and color, name and address, zip code. Enclose check or money order.

(Originally introduced at Domey's, Heritage Recreation Center . . . see DIGEST, July '72, p. 23 . . . these may be selected and purchased at the sport shop counter there.)



COMING EVENTS

Sept. 8-9-10 — Annual Maroin, Ohio Open tournament, Bauldauf courts, South Vine Street, Marion, Ohio. Entry deadline, August 26.

Sept. 9-10 — Annual Midland Empire Open tournament, Noyes Field courts, 28th and Sept. 9-10 — Vermont Open tournament, Springfield, Vermont.

Edmond Sts., St. Joseph, Missouri.
Sept. 9-16 — Spencer Fair Open Tournament, Spencer, Iowa.

Sept. 10 — Annual Monmouth Open tournament, Monmouth Park courts, Monmouth, Illinois.

Sept. 10 — Corvallis Team Doubles Open, Avery Park, Corvallis, Ore. Cash prizes, everyone welcome. Start 11 a.m.

Sept. 10 — Turby Memorial at Middletown, Conn. (Invitational).

Sept. 10 — Howard Cundy Doubles, State Fairgrounds, Albuquerque, New Mexico.

Sept. 10 — New Jersey Singles Champion (Closed), Middlesex Classes All.

Sept. 16 — Metrolina Tournament, Joslin Park, Rock Hill, S. C.

Sept. 16-17 — Raymond Frye Memorial Open tournament, Winchester, Virginia.

Sept. 16-17 — Polar Bear tournament, Fulton County Fairgrounds, Wauseon, Ohio. (Sanctioned). Entry fee \$5.00 due Sept. 8.

Sept. 16-17 — Granite Valley Open, Ortonville, Minnesota.

Sept. 17 — Franklin, N. H. Fall Open. (Rain Date Sept. 24).

Sept. 17 — Afton Iowa Open, Mail qualifying score with \$3.50 entry fee to: Bernard Ricker, R. R. 2A, Afton, Iowa, 50830. Start at 10:00 a.m.

Sept. 23-24 — Fall Ringer Roundup, New Castle, Pa.

Sept. 23-24 — New Mexico State Tournament, State Fairgrounds, Albuquerque, New Mexico.

Oct. 7 — Fall Closing Tournament, Joslin Park, Rock Hill, S. C.

Oct. 15 — Ames, Iowa, Municipal Airport, 8:00 a.m. Open. "Dahlee Piva" Fly-in Horseshoe Tournament, six (6) pr. new Diamond Pitching Shoes to be given. Holiday Country Music and Aircraft Sale-Abraction. Entry fee for horseshoe pitching, \$5.00. Dale Ellsworth, Box 121, Madrid, Iowa 50156. Raindate for Ames, Iowa tournament, October 22.

Oct. 24 — Dyersville, Iowa, Candy Cane Park, Open, Indoors if cold. Entry fee, \$4.00. Qualifying until 12 noon or mail in score to Ed Weber, 403 9th Ave., S.E., Dyersville, Iowa 52040 or bring score with you. Trophies.

KENTUCKY SCHEDULE

All tournament entry fees for Day-Bell will be \$6.00. All others will be \$5.00. All entries to be sent to Danny Webb, 1321 Licking Pike, Cold Spring, Kentucky 41076. Deadline for all entries is one week prior to tournament. (No exceptions).

Oct. 7-8 — Fall Open, Day-Bell courts, Dayton, Kentucky. \$6.00 entry fee.

Nov. 11-12 — Day-Bell Doubles, Day-Bell courts, Dayton, Kentucky. \$6.00 entry fee.

Dec. 2-3 — Winter Classic, Day-Bell courts, Dayton, Kentucky. \$6.00 entry fee.

INDIANA SCHEDULE

SEND ALL ENTRIES TO BETTY WILHOITE, 120 NORTH ALLEN DRIVE, LEBANON, INDIANA 46052. Phone (317) 482-5937 - unless otherwise noted in schedule. Mail Entries must be received by midnight on deadline date. Phone calls for entries will be taken until FRIDAY NOON after Wednesday deadline. State and National card required. Entrant will be notified when he will pitch. Qualify on neutral court scored by NHPA member other than family.

Sept. 16-17 — Indiana-Ohio Open at LaPorte. Mailing deadline Sept. 6; phone deadline September 8 noon. Entry fee \$7.00. Trophies and cash prizes. First 120 entries.

Sept. 23-24 — Autumn Open at New Albany. Floyd County Community Park. Mailing deadline September 13; phone deadline September 15 noon. Entry fee \$5.00.

Sept. 30 - Oct. 1 — Gem City Open at Dornier Park, Frankfort. Mailing deadline September 20; phone deadline September 22 noon. Entry fee \$5.00.

Oct. 7-8 — Scottsburg Open at Fairgrounds in Scottsburg. Indoor. Mailing deadline September 27; phone deadline September 29 noon. Entry fee \$5.00. First 40 entries.

Oct. 14-15 — Sheppard Open at Rushville. Indoor. Mailing deadline October 4; phone deadline October 6 noon. Entry fee \$6.00. First 56 entries.

Nov. 5 — Fall Meeting. 4-H Community Building, Lebanon. Pitch-in dinner at 12 noon; meeting at 1:00 p.m. Bring your family.

Nov. 18-19 — Thanksgiving Open at Rushville. Indoor. Mailing deadline November 8; phone deadline November 10 noon. Entry fee \$6.00. First 56 entries.

Dec. 9-10 — Christmas Open at Rushville. Indoor. Mailing deadline November 29; phone deadline December 1 noon. Entry fee \$6.00. First 56 entries.

Request From New NHPA Secretary

Mr. W. Ray Williams of Eureka, California was elected to be the new NHPA secretary, replacing Mr. Robert G. Pence of Gary, Indiana who retired from that post after 14 years of service.

All state secretaries are requested to send for membership and subscription forms and all other NHPA forms and stationery direct to W. Ray Williams, 819 Eye Street, Eureka, California 95501. All remittances are to be sent to him also.

Coming Events — Continued

SOUTHERN CALIFORNIA SCHEDULE

- Sept. 10 — Southern California Championship B and H, South Gate.
 Sept. 17 — Southern California Championship D and G, South Gate.
 Sept. 24 — Southern California Championship A and F, South Gate.
 Oct. 1 — Southern California Championship C and I, South Gate.
 Oct. 8 — Gunnar Hansen B Open, Baldwin Park.
 Oct. 15 — Sam Haigh D Open, San Bernardino.
 Oct. 21 — Lowell Gray Open, South Gate.
 Oct. 22 — Southern California Championship Doubles, South Gate.
 Oct. 28 — Class C and F Open, South Gate.
 Oct. 29 — Southern California Championship E, Pomona.
 Nov. 5 — San Diego Doubles, San Diego.
 Nov. 12 — John Gordon Open and 60 years, South Gate.
 Nov. 19 — Class B and H, South Gate.

NORTHERN CALIFORNIA SCHEDULE

- Sept. 10 — (Sun.) Class D - Livermore.
 Sept. 16 — (Sat.) Class B Open - Grass Valley.
 Sept. 17 — (Sun.) Class A - Sacramento.
 Sept. 23 — (Sat.) Women, Jr. Boys, Jr. Girls Championships - Oak Meadow Park, Los Gatos.
 Sept. 24 — (Sun.) Class C - Oak Meadow Park, Los Gatos.
 Oct. 1 — Open _____.
 Oct. 1 — Class E Championship - San Francisco.
 Oct. 8 — Class A Championship - San Jose.
 Oct. 15 — Class B Championship - Santa Rosa.
 Oct. 22 — Class C Championship - Arroyo Viejo.
 Oct. 29 — Class D Championship - Stockton.
 Nov. 11 — (Sat.) Annual NCHPA Dinner Party - Stockton Rod & Gun Club, Stockton - 7:00 p. m.
 Nov. 12 — (Sun.) Annual NCHPA Business Meeting - Stockton Rod & Gun Club, Stockton - 11:00 a. m.
 Nov. 19 — San Jose Turkey Shoot (unofficial NCHPA tourney), San Jose.

Dunker Edges Magnuson In Red River Valley Open

Leigh Dunker of Warner, South Dakota, won the playoff to lay claim to the 1972 Red River Valley championship. Tourney was played on the Oak Grove Park courts in Fargo, North Dakota.

CHAMPIONSHIP

	W	L		W	L
Leigh Dunker, Warner, S. D.	8	1	Jerry Black, Fargo	5	4
Gust Magnuson, Canby, Minn. ..	8	1	Joe Anzaldi, St. Paul	3	6
Frank Stinson, Minneapolis	7	2	Leroy Johnson, Minneapolis	2	7
Wally Rislav, Cooperstown	6	3	Will Gullickson, Moorhead	1	8
Andy Paglarini, Hibbing, Minn.	5	4	Marv Richmond, Pequot Lakes ..	0	9

CLASS A — Murray Arndt, Ortonville, Minn. 7-2; Dick Joyce, Moorhead 5-4; Ben Trolen, Remer, Minn. 5-4; Jim Aleckson, Princeton, Minn. 5-4; Ellis Alberts, Amherst, S. D. 5-4; Ron Beem, Sheldon 4-5; Caroll Moe, Brookings, S. D. 4-5; Art Engebretson, Fargo 4-5; Ken Bartl, Gwinner 3-6; Arnold Erickson, Mankato 2-7.

CLASS B — Cliff Sorenson, Brookings, S. D. 7-0; Maurice Strom, Elbow Lake, Minn. 5-2; Milford Gronneberg, Hannaford 5-2; Jim Johnson, Minneapolis 5-2; Norm Kroening, Morris, Minn. 3-4; Leo Bratland, Sheldon 2-5; Harry E. Benson, Hibbing 1-6.

CLASS C — Parker Kvebak, Fargo 5-2; Del Bakeberg, Ortonville, Minn. 5-2; Henry Dornath, Wheaton, Minn. 5-2; Wally Arndt, Fargo 4-3; Arland Workin, Fargo 4-3; Mel Ringger, Dumont, Minn. 3-4; Howard Sanden, Hannaford 2-5; Harry Benson, Hibbing, Minn. 0-7.

CLASS D — Kermit Nestegard, Minot 7-0; Ed Overboe, Kindred 5-2; Will Ihli, Minot 4-3; Julian Larson, Moorhead 3-4; Art Wentzel, Fergus Falls, Minn. 3-4; Harold Hoff, Fargo 2-5; Odean Gorder, Clarkfield, Minn. 2-5; Robert Arndt, Ortonville 2-5.

CLASS E — Earl Turner, Ada, Minn. 7-0; Cliff Williams, Lidgerwood 6-1; Norm Luidahl, Davenport 5-2; Herman Rensvold, Moorhead 4-3; Don Taylor,

Red River Valley — (Continued)

Dawson, Minn. 3-4; Virgil Watson, Detroit Lakes 2-5; Jake Jacobson, Hannaford 1-6; Rich Bratland, Sheldon forfeit.

CLASS F — Bill Stone, Moorhead 7-0; Palmer Melby, Moorhead 6-1; Ken Knight, Fargo 5-2; Larry Miller, Fargo 3-4; Harry Fillafer, Moorhead 3-4; Milt Myhre, Kindred 3-4; Otto Flaten, Hawley 1-6; Vingner Bratland, Sheldon forfeit.

CLASS G — Robert Eckberg, Ortonville, Minn. 7-0; Don Pederson, Hannaford 5-2; Otto Bergstad, Hannaford 4-3; Doug Gronneberg, Hannaford 3-4; Victor Cink, Wyndmere 3-4; Don Johnson, Hibbing, Minn. 3-4; Wayne Rice, Fargo 2-5; Harlan Nielson, Brookings, S. D. 1-6.

CLASS H — Clarence Hill, Fargo 7-0; Nick Ihli, Minot 5-2; Dennis Adamson, Fargo 5-2; Cy Trottier, Fargo 3-4; Gene Bakeberg, Ortonville, Minn. 3-4; Ron Buckmiller, Bowden 3-4; Gordon VonKrough, Isanti, Minn. 1-6; Helmer Jallen, Fargo 1-6.

CLASS I — Goodwin Hoff, Fargo 6-1; Roger Gullickson, Moorhead 5-2; Earl Kiland, Moorhead 5-2; Lloyd Hammond, Fargo 4-3; Joe Trottier, Horace 4-3; Robert Olson, West Fargo 2-5; Wilford Erickson, Isanti, Minn. 2-5; Rod Lee, Kindred forfeit.

CLASS J — Jim McLaughlin, Fargo 7-0; Walt Thompson, Dawson, Minn. 5-2; Louie Rieger, Moorhead 4-3; Emil Svenkerud, Moorhead 4-3; Nick Cullen, Sheldon 3-4; Bruce Crowe, Kindred 3-4; Ron Stone, Moorhead 2-5; Ken Bisgrove, West Fargo 0-7.

FOR THOSE WHO DESIRE THE VERY BEST

IMPERIAL**U. S. PRICE LIST**


Postpaid

1 Pair\$10.75
2 to 5 Pair\$10.50

Freight Collect

6 to 11 Pair\$ 9.50
12 to 23 Pair\$ 9.25
24 and over\$ 9.00

Available in Dead Soft and
Medium Soft with
Hardened Hooks
and Points



PATENTED

NHPA
APPROVED

CLYDE MARTZ

148 MARBLE DR.

BRIDGEVILLE, PA. 15017

South African Jukskei Players Make A Wonderful Impression At World Tournament

The group of seven South African Jukskei players who took part in the 1972 World Tournament at Greenville made a wonderful impression on horseshoe players, fans and the people of Greenville.

It marked the first time the game of horseshoe has gone truly international with participants from overseas, and steps are being taken to make the exchange a lasting one.

The South African delegation came to the World Tournament as the second part of a sports and cultural exchange between the NHPA and the Jukskei Association of South Africa.

Jukskei is the South African counterpart of horseshoe pitching. The two games have much in common and are closely related. Like horseshoe, the game of Jukskei was developed by the pioneers of South Africa using the implements readily at hand. Using oxen instead of horses to draw their wagons, a part of the oxen yoke was used as a throwing object instead of a discarded horseshoe. The target was a stake in a pit of sand instead of clay; originally the stakes in both games were probably spare wagon spokes.

The throwing technique is the same in both games. A picture of a Jukskei player would be the same as a picture of a horseshoe player in action except for the object in the player's hand. The scoring values are one and three and like throws cancel each other in both games.

The Jukskei group demonstrated their game numerous times at Greenville and engaged in one match against an American team and in several other matches with mixed teams of South African and Americans.

The most important aspect, however, was the people to people relationship which was created, for the Americans and the South Africans instinctively liked and admired each other and found that they had so many things in common that genuine friendships were created on the spot.

The South Africans were met in New York by Bob Pence, Ottie Reno and Pete Sheppard where they spent several days of sightseeing including a trip to the United Nations and a reception at the South African embassy.

They were taken by auto to Greenville where they were met by Mayor Grimes with an escort into the city. They took part in the two-hour Annie Oakley Day parade which preceded the opening of the World Horseshoe Tournament, and also took part in the various ceremonies during the World Horseshoe Tournament.

While in Greenville, the group was hosted by Mayor Grimes, Fritz Worner and Rollin Futrell. They made a number of noon luncheon appearances at the Rotary, Seratoma, Kiwanis and Lions clubs; attended a big league baseball game in Cincinnati; visited Neil Armstrong Astronaut museum in Wapakoneta and the Wilbur Wright Museum in Dayton and made several visits to dairy and stock farms in the Greenville area.

Members of the South African group were: M. P. Prinsloo, a member of Parliament in South Africa, his wife, Mrs. Prinsloo, Mr and Mrs. Coen Brand, Bertie Venter, Hermanus LeRoux and Charl Uys. Mrs. Brand is the best woman Jukskei player in South Africa and LeRoux the top player among men.

In Memoriam

Be it noted that the sudden passing in June of Roy Whittemore, RFD No. 1, Turner, Maine, a member of the State of Maine Association and a winter resident of Bradenton, Florida, will be long remembered by his many friends from Maine to Florida. The sympathy of the Maine State Association and that of the NHPA is extended to the bereaved family.

Art Tyson Swings To Win Massachusetts Open

The 1972 Massachusetts Open Tournament, sponsored by the Westside Horseshoe Club of West Springfield, was held on Sunday, June 18 and 25 at the Westside Courts and due to the unusual lack of cooperation with the weather the tournament was completed on Sunday, July 9 on the indoor courts of the Heritage Recreation Center in Sutton. Dale L. Land was the Tournament Director.

Art Tyson of New Haven, Connecticut again proved that he is the man to beat in this New England area by coming through undefeated and compiling an amazing ringer percentage of 77.5. Art also had the high game of the tournament with 88.6%.

Playoff games were necessary to determine the winners of classes B, C, and FF. B. Sutton, New York; G. Gallagher, Connecticut and K. Hutchinson, New Hampshire, were the respective winners.

A total of 103 entrants participated, including 21 junior boys. It was gratifying to see the junior players again sharing the enjoyment that our sport provides.

Chris Erikson of Quincy, Massachusetts became the junior champion, sweeping through his class with a ringer percentage of 33.3. Kevin Hollister of Maine won Class B with a fine 50.5 ringer percentage. Richard Bersani of Quincy, Massachusetts won the "C" class with a ringer percentage of 15.2.

The high single game pitched in each class is as follows:

Class "B", Joe Schultz, New York 85.4; Class "BB", Bob Traquair, New Hampshire 78.6; Class "C", Amos Whitaker, Massachusetts 68.5; Class "CC", Don Harrison, Massachusetts 62.5; Class "D", Al Hamel, Massachusetts 57.5; Class "DD", Roger Henson, Connecticut 59.7; Class "E", Carl York, Maine 52.2; Class "EE", Fred Simon, Massachusetts 46.4; Class "F", Anthony Bezok, Connecticut 45.7; Class "FF", Bill McMahon, Massachusetts 39.5; Junior Class "A", Chris Erikson, Massachusetts 46.7; Class "C", Mark Scachetti, Massachusetts 26.6.

CLASS A

	W	L	%
A. Tyson, Conn.	7	0	77.5
E. Domey, Mass.	5	2	73.2
M. Merritt, Mass.	4	3	68.0
A. Lord, Maine	4	3	67.0
J. Ducharme, Mass.	3	4	69.8
D. Weik, Conn.	3	4	69.3
R. Sweeney, Mass.	2	5	67.5

CLASS B

	W	L	%
B. Sutton, N. Y.	6	1	66.3
J. Schultz, N. Y.	6	1	69.5
R. Klump, Conn.	4	3	63.7
A. Boudreau, N. H.	3	4	61.3
R. Cote, N. H.	3	4	60.9
W. Burton, Vt.	3	4	58.5
C. Richardson, Mass.	3	4	57.2
F. Lewis, Mass.	0	7	51.6

CLASS BB — R. Prue, Mass., 7-0-61.6; B. Traquair, N. H., 5-2-61.8; G. Lee, Conn., 5-2-61.4; P. Cormier, Mass., 3-4-55.8; W. Mrozak, Conn., 3-4-55.1; L. Croteau, N. H., 2-5-54.3; M. Courtois, Maine, 2-5-51.2; A. Rousseau, Mass., 1-6-50.9.

CLASS C — G. Gallagher, Conn., 5-2-57.5; D. Beane, Mass., 5-2-55.9; E. Courville, Mass., 5-2-52.3; A. Whitaker, Mass., 4-3-58.2; B. Davis, Sr., N. H., 4-3-55.6; L. Fullam, N. H., 3-4-44.7; W. Piletz, Jr., N. H., 2-5-51.1; H. Pietruszak, Mass., 0-7-42.5.

CLASS CC — L. Putnam, N. H., 4-1-48.4; D. Harrison, Mass., 3-2-48.3; G. Moore, Conn., 3-2-44.6; H. Stewart, Mass., 3-2-44.5; H. Reid, Maine, 1-4-41.1; R. Benson, Vt., 1-4-36.6.

CLASS D — J. Festa, Conn., 7-0-49.7; A. Hamel, Mass., 6-1-46.7; C. Rousseau, N. H., 5-2-42.9; R. Gadoury, Mass., 4-3-45.9; P. Ayers, Mass., 3-4-39.0; P. Ducharme, Mass., 2-5-37.6; A. DeLuca, Mass., 1-6-33.4; R. Borden, Mass., 0-7-30.6.

CLASS DD — R. Henson, Conn., 7-0-49.2; J. Shyne, Mass., 5-2-43.4; A. Blazer, Jr., Mass., 4-3-44.8; B. Kaddy, Mass., 4-3-42.1; V. William, Conn., 3-4-38.6; C. Ayers, Mass., 3-4-38.4; T. Robertson, R. I., 2-5-34.5; D. Fales, N. H., 1-6-30.8.

Art Tyson — (Continued)

CLASS E — C. York, Mass., 4-1-44.2; E. Barton, Mass., 4-1-33.3; B. Kibbee, N. H., 3-2-37.7; B. Barnes, Mass., 3-2-35.0; M. Balargeon, Vt., 3-2-34.7; D. Land, Mass., 2-3-31.9; R. Forsstrom, Mass., 1-4-26.0; J. Harrison, Mass., 0-5-29.6.

CLASS EE — R. Rodrique, Conn., 5-0-34.0; F. Simon, Mass., 3-2-33.7; B. Davis, N. H., 3-2-32.5; L. Scachetti, Mass., 3-2-31.7; C. Carabine, Mass., 1-4-17.9; L. Poulin, Mass., 0-5-10.1.

CLASS F — B. Fricault, Mass., 3-2-30.4; C. Baker, Mass., 3-2-27.8; K. Rogers, Mass., 3-2-25.3; R. Borden, Mass., 3-2-23.8; A. Bezok, Conn., 2-3-26.0; B. Holland, Mass., 1-4-24.7.


CLASS FF — K. Hutchinson, N. H., 6-1-23.9; B. White, Vt., 6-1-25.1; M. Farmer, Mass., 5-2-17.0; B. York, Maine, 4-3-25.9; B. McMahon, 4-3-25.7; P. Howe, Mass., 2-5-14.6; F. Frost, Maine, 1-6-16.8; R. Howe, Mass., 0-7-8.8.

CLASS A — JUNIOR DIVISION — C. Erickson, Mass., 7-0-33.3; M. Re-coiardi, Mass., 5-2-32.7; B. Dumont, Mass., 5-2-27.7; D. Vincent, Mass., 4-3-25.0; D. Bertoni, Mass., 4-3-23.3; P. Domey, Mass., 2-5-22.2; T. Bersani, Mass., 1-6-8.3.

CLASS B — K. Hollister, Maine, 5-0-50.5; R. Howe, Mass., 4-1-28.0; L. Cormier, Mass., 3-2-11.3; B. Harrison, Mass., 2-3-10.3; C. Cormier, Mass., 1-4-9.6; R. Howe, Mass., 0-5-9.0.

CLASS C — R. Bersani, Mass., 6-1-15.2; M. Scachetti, Mass., 5-2-15.2; D. Patenaude, Mass., 5-2-10.4; G. Dumont, Mass., 5-2-8.0; D. Patenaude, Mass., 2-5-9.0; J. Rizzi, Mass., 2-5-8.0; T. Ricciardi, Mass., 2-5-7.1; D. Jurusz, Mass., 1-6-6.1.

TED ALLEN HORSESHOES FOR 1972



NOTICE!

SOME OF THE PRICE LIST RAISES IN PRICE — AUGUST 1

Increase in cost of steel and related production items forces an increase in the retail price list over that of 1971, but the lowest increase ever. Write for prices.

The best Allen shoe we ever put out. Still has the original features designed by Ted Allen in 1938; flat surface end-weights; side notches for finger grip. Hardened

points came not long after. All this, years ahead of others. Still remains the top revolutionary feature of shoe equipment.

Buy this and you have the very best professional shoe.

1045 LINDEN AVENUE

BOULDER, COLORADO 80302

Rose Festival Open — Laurelhurst Park, Portland, Ore.

Although plagued by a Sunday rain shower and stern challenges with Jim Burke and Ridge Leggett, Bob West successfully defended his Rose Festival title for another year. Other highlights were Jim Burke's highest percent and Willis Terry's 80% game and a record 79 entrants. Bob's high game was 85.5% against Al Richardson.

CLASS A

	W	L	%		W	L	%
Bob West, Scappoose	11	0	75.6	Ridge Leggett, Roseburg ..	5	6	67.3
Al Richardson, Salem	9	2	66.4	Jean Howard, Selah, Wash	4	7	62.4
Jim Burke, Albany	8	3	72.5	Ron Miller, Woodburn	4	7	60.3
Herb Criss, Bre'rt'n, Wash	7	4	66.2	Lowell Davis, Creswell	2	9	57.0
C. Cummins, Orcutt, Cal...	7	4	66.1	Cletus Chapelle, Portland	1	10	53.0
H. Peterson, Portland	7	4	65.1	Barry Chapelle, Portland ..	1	10	51.7

CLASS B — Herb Pidde, Seattle, Wash. 6-1-60.7; Paul Snow, Seattle, Wash. 5-2-60.1; Bob Hildebrant, Portland 4-3-59.4; Barney Hampton, Portland 4-3-57.8; Ellis West, Seattle Wash. 4-3-54.5; Lauren Hill, Troutdale 2-5-56.8. Frances Winetrout, Lumni Island, Wash. 2-5-50.2; Eldon Rebman, La Grande 1-6-52.5.

CLASS C — Vern Miller, Yakima, Wash. 5-2-54.1; Kelly Laraway, Bremer-ton, Wash. 5-2-55.0; Willis Terry, Portland 4-3-59.8; Bob Clark, Port Orchard, Wash. 4-3-56.4; Vic Joyner, Albany 3-4-52.8; Les Phillips, Dallas 3-4-51.2; Oliver Hartzell, Bothel, Wash. 2-5-50.6; Gary Alexander, Granite Falls, Wash. 2-5-42.2.

CLASS D — Ray Brumfield, Lynwood, Wash. 5-1-36.9; Larry Davis, Walla Walla, Wash. 4-2-44.0; Orval Sears, Portland 3-3-41.7; Dave Gutcher, Bend 3-3-41.0; Al Alexander, Granite Falls, Wash. 3-3-36.2; Burl Matteson, Bremer-ton, Wash. 3-3-35.1; Gene Mitchell, Hermiston 0-6-36.3.

CLASS E — Jim Jones, La Grande 7-1-40.9; Ray Burke, Longview, Wash. 6-2-43.7; Raleigh Smith, Yakima, Wash. 5-2-39.1; Stewart Snyder, Kelso, Wash. 4-3-32.1; Lou Wagner, Portland 3-4-31.6; Neal Thornton, Albany 3-4-28.6; Elton Logsdon, Corvallis 1-6-23.5; Dean Holmes, Walla Walla, Wash. 0-7-23.5;

CLASS F — Jim Kosterman, Vancouver, Wash. 4-1-43.3; Greg Seiler, Port-land 3-2-31.1; Mark Cooper, Hillsboro 3-2-30.5; Floyd Prill, Vancouver, Wash. 2-3-30.1; Willard Hufschmid, Portland 2-3-29.8; Wilbur Haskins, Merrill 1-4-26.1.

CLASS G — Dave Sturdevant, Newberg 4-1-35.9; Ray Black, Yakima, Wash. 3-2-30.1; Bill Luehring, Corvallis 3-2-29.4; Bob Bushnell, Portland 3-2-24.0; Bill Moerman, Yakima, Wash. 2-3-30.1; Ed Taylor, La Grande 0-5-20.3.

CLASS H — Dennis Gray, Yakima, Wash. 5-0-35.9; Leonard Bartel, Oregon City 4-1-30.7; Otis Wilcox, Hermiston 2-3-27.1; Ernie Jensen, Seattle, Wash. 2-3-22.8; Henry McGrew, Albany 1-4-27.1; Elmer Ottes, Oregon City 1-4-26.9.

CLASS I — George Schuster, Hermiston 5-2-21.3; Jim Patterson, Oregon City 4-3-23.6; Jim Conn, Portland 3-3-17.8; Cliff Parr, Portland 3-3-14.7; Pat O'Day, Portland 2-3-12.9; Dick Sollars, Hillsboro 1-4-15.6.

LADIES — Frances Phillips, Dallas 5-0-25.4; Phyllis Joyner, Albany 4-1-32.8; Jewell Luehring, Corvallis 2-3-16.8; Karen Miller, Woodburn 2-3-16.5; Polly Wagner, Portland 2-3-6.9; Vi Bushnell, Portland 0-5-11.0.

JUNIORS — Jeff Gardlin, Seattle, Wash. 5-0-37.5; Randy Burke, Albany 4-1-34.2; Stuart Klatt, Seattle, Wash. 3-2-19.7; Terry Burke, Albany 2-3-8.2; Larry Burke, Albany 1-4-7.7; Bob McCarthy, Albany 0-5-4.4.

SPECIAL ATTENTION — In order to bring a complete coverage of the World Tournament to News Digest readers, it was necessary to hold over other tournament stories for the October issue.

State secretaries are requested to send in State Tournament results as soon as possible to be printed in the November issue.

Jukskei Player Shows Horseshoe Skill

The South African game of Jukskei and our game of horseshoe have so much in common in the way of required skill and technique that South African Jukskei star Bertie Venter of Pretoria made a quick adjustment and amazed American players with his skill in horseshoe.

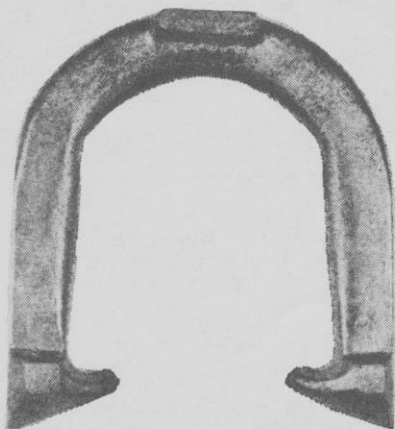
Bertie had never seen a horseshoe until the Americans visited South Africa last April. He had never pitched or seen a regulation clay court until he arrived in Greenville.

With only a few short practice sessions he entered the World Tourney and pitched his 200 qualifying shoes. He came up with a working one and a quarter turn and with the same technique used in Jukskei was able to officially qualify with 66 ringers and 304 points in his 200 shoes.

This was truly a remarkable performance and predictions are made that future World Tournaments will have serious South African contenders.

Susan Brand, the Women's Jukskei champ, also tried her hand at the game several times and was throwing between 25 and 30 percent ringers in a very short time with remarkably good pitching form.

LEE Bronze Horseshoes Are Still Available



*When ordering, state
square or contoured*

**Cast of a new, modern
metal alloy that is
"deader" than dead soft,
yet tough as steel.**

**Batters No Quicker
Than Dead Soft Steel**

**Requires Little
or No Filing**

Does Not Rust

THE LEE HORSESHOE is priced higher than other shoes because its new metal alloy is more costly — but the result is worth the price.

Price \$10.00 per pr. Plus Postage

LEE BENNETT Rte. 2, 4920 Eck Road Middletown, Ohio

Bob Stowe Easy Victor In Higginsville Corn Belt Open

The Higginsville Horseshoe Club sponsored The Higginsville Corn Belt Open held in Higginsville, Missouri on July 7-8-9. The second Open held by the Higginsville club, drew 68 pitchers from three states. Bob Stowe fired a 70.1 average to take top honors. Plute and E. Winston pitched a playoff for the second place spot. Stowe had high percentage game of 84.9.

The Junior class was pitched on Friday night, July 7, 1972. Randy Burnett pitched a 25.9 for 9 wins. Randy pitches a $\frac{3}{4}$ reverse. Randy is only eight (8) years old and a fine horseshoe pitcher. He has qualified for the Junior Class A in the State for 1972.

CLASS A				CLASS B			
	W	L	%		W	L	%
B. Stowe, Centralia	8	1	70.1	N. Snelson, Springfield	9	0	56.9
R. Plute, Warrensburg	8	2	58.5	C. Bancroft, War'nsberg ..	8	1	56.3
E. Winston, La Monte	7	3	63.1	J. Nichol, Warrensburg	6	2	48.1
F. Bates, K. C. Mo.	6	3	58.9	H. Riggs, Winsor	5	4	51.8
B. Kempfe, Alma	5	4	60.7	J. Myers, Grandview	4	5	48.3
H. Gilmore, K. C. Mo.	5	4	57.2	O. Ellerman, EldoradoSpgs	4	5	47.6
L. D. Greenlee, Springfield	3	6	52.3	B. Outt, K. C. Kansas	4	5	48.5
W. Winston, La Monte	3	6	49.4	F. Lamm, Columbia	2	7	43.6
S. Harland, Salsbury	1	8	44.4	B. Moritz, Lamar	2	7	46.5
V. Cretzmeyer, Hig'nsville	0	9	29.5	J. Mullins, Springfield	0	9	32.8

CLASS C — R. O'Connor, Bosworth 11-1-45.1; C. Gutshall, Jamesport 10-2-54.0; R. Green, Higginsville 7-4-42.6; H. Wheeler, Jameson 6-5-43.9; J. Carl, Carrollton 6-5-44.7; J. Acock, Independence 6-5-41.3; T. Lee, Appleton City 5-6-44.0; R. O'Brien, Grandview 4-7-36.2; T. Durham, Nebraska 4-7-41.7; V. Eikel, Mexico 4-7-38.6; R. Crawford, Iowa 4-7-37.2; R. Phillips, Camden 1-10-36.3.

CLASS D — B. Johnson, Huntsville 11-0-40.1; J. Burnett, Higginsville 10-1-34.8; B. Deeters, Liberty 9-2-31.7; K. C. Winston, Cassville 8-3-32.7; E. T. Wahweoten, K. C. Mo. 6-5-26.0; C. Cain, K. C. Kansas 5-6-24.9; E. Bredehoft, Higginsville 5-6-26.9; J. Stoner, Higginsville 3-8-27.5; F. Smith, Higginsville 3-8-27.8; T. Harrison, Jefferson City 3-8-30.0; C. Martin, Lees Summit 2-9-23.0; W. Gill, Richmond 1-10-23.0.

CLASS E — B. Manning, Springfield 6-1-32.2; N. Guild, Warrensburg 5-2-25.0; D. Plute, Warrenberg 4-3-25.0; B. Beck, Higginsville 4-3-20.4; K. Wilsie, Higginsville 3-4-20.1; H. Griffel, Higginsville 3-4-18.9; T. Tucker, Lees Summit 3-4-17.6.

CLASS F — D. Stowe, K. C. Mo. 7-0-29.5; T. Moore, Higginsville 4-3-21.5; D. Moore, Higginsville 4-3-17.6; B. Stephenson, Higginsville 4-3-12.7; H. Goring, Higginsville 3-4-14.1; G. Hancock, Warrensburg 3-4-12.6; L. Swigart, Higginsville 2-5-12.9.

JUNIORS — R. Burnett, Higginsville 9-0; R. Phillips, Richmond 8-1; K. Ostermeyer, Higginsville 7-2; B. Beuker, Higginsville 6-3; W. Wrinsinger, Lexington 5-4; J. Cowherd, Corder 5-4; M. Wrinsinger, Lexington 4-5; M. Phillips, Richmond 3-6; P. Cowherd, Corder 2-7; D. Swigert, Higginsville 1-8.

First Annual Henson Open A Success In Virginia

Waynesboro, Virginia was the site of the first annual Boo Henson Open held on June 30 - July 1, 2. The tournament was as successful as the popular Virginia pitcher that it honored has been, who was recently named to the Hall of Fame in Virginia.

Cecil Monday, Virginia defending state champion, won the top class, with second place going to Charles Price of Stanley, Virginia, and third place to Maryland's champ, Dale Carson. Cindy Dean, Virginia Women's champion won in the Ladies class.

First Annual — (Continued)**CLASS A**

	W	L	%		W	L	%
C. Monday,	10	1	71.0	E. L. Smith	4	6	56.0
D. Carson	8	2	70.0	Bobby Dean	2	3	51.0
C. Price	8	3	67.0	M. May	1	4	51.0
J. Walker	6	4	62.0	M. Young	1	4	51.0
Bob Dean	2	3	59.0	W. King	0	5	49.0
B. Henson	4	6	57.0	B. Hill	0	5	38.0

CLASS B — M. Vice 7-0-52.0; C. Painter 5-2-45.0; C. P. Monday 6-1-42.0; D. Routon 4-3-38.0; D. W. Strickler 2-5-34.0; F. Blankenship 3-4-33.0; R. Smith 1-6-32.0; G. Simmons 0-7-31.0.

CLASS C — D. Butts 5-0-44.0; N. Rankin 2-3-33.0; C. Stinespring 2-3-27.0; C. Ashby 2-3-25.0; J. F. Doss 2-3-23.0; L. Moomau 2-3-23.0.

CLASS D — J. Grim 4-1-33.0; G. Thompson 4-1-28.0; K. Monroe 3-2-22.0; B. Kidd 3-2-17.0; W. Painter 1-4-12.0; J. Siron 0-5-11.0.

WOMEN'S — C. Dean 3-0-67.0; M. Monroe 2-1-15.0; T. Painter 1-2-7.0.

JUNIORS — R. Walker 4-1-49.0; K. Henson 5-0-44.0; L. Kite 3-2-38.0; M. Painter 1-4-17.0; T. Price 1-4-16.0; D. Siron 1-4-16.0.

Spurgeon Winner Of Heart Of The Ozarks Tourney

J. C. Spurgeon of Mountain Grove, Missouri, won the first annual Heart of the Ozarks tournament held at West Plains, Missouri in July. This was an added feature of the Heart of the Ozarks Fair. A tie for second went to Chick Fair, West Plains, and Lewis Simons, Mountain View. The tournament was managed by Arthur Hedges of South Fork.

CLASS A

	W	L
J. Spurgeon	6	0
C. Fair	4	2
L. Simons	4	2
J. Etheridge	3	3
J. Dobbs	2	4
C. Thompson	1	5
B. James	1	5

CLASS B

	W	L
C. Henry	6	0
D. Hart	5	1
T. Hunter	4	2
D. Barrett	3	3
G. Pickle	0	6
N. Risner	0	6
C. Porter	0	6

CLASS C — F. Zaiser, 7-0; D. Perry, 4-2; H. Johnson, 4-2; B. Talley, 4-2; E. Wilson, 2-5; J. Stoll, 2-5; J. Feller, 2-5.

CLASS D — G. Gannon, 6-1; B. Robinson, 6-1; J. Tabor, 5-2; E. Boyd, 3-4; L. Wallin, 3-4; J. Niles, 2-5; C. Holt, 0-7.

CLASS E — E. Henry, 2-1; J. Willard, 2-1; P. Feller, 2-1.

Day Wins Midwest Ringer Round-Up At LaPorte, Ind.

Curt Day, Frankfort, Indiana won the Midwest Ringer Round-up held at LaPorte, Indiana with eleven wins and no losses and averaged 85.4%. Wilbur Kabel of New Madison, Ohio, placed second with 8 wins and 3 losses and averaged 80.4%.

Playoffs in Classes A and B were won by Abe Austin of Oak Park, Illinois, and Al Overdorf of Brownsburg, Indiana.

Mike Stout of Melrose Park, Illinois won the Junior Division with 6 wins and no losses and averaged 44.2%.

Ringer Round-Up — (Continued)

CLASS AAA				CLASS AA			
	W	L	%		W	L	%
Curt Day, Indiana	11	0	85.4	Mel Utley, Illinois	5	6	72.8
Wilbur Kabel, Ohio	8	3	80.4	Ralph Maylahn, Wisc.	5	6	72.5
Harold Reno, Ohio	8	3	78.5	Paul Day, Indiana	3	8	71.3
Ray Martin, Illinois	7	4	77.5	Jack Stout, Illinois	3	8	66.7
Jim Knisley, Ohio	6	5	77.6	Clarence Bellman, Bremen	2	9	70.2
John Rademacher, Fla. ..	6	5	74.7	Paul Focht, Ohio	2	9	68.7

CLASS A — Abe Austin, Illinois 6-1-66.9; Richard Konieczny, LaPorte 6-1-62.9; Walter Wilhoite, Lebanon 4-3-62.5; Fred Gross, Kokomo 4-3-58.5; Ed Metz, Ohio 3-4-60.9; John Stone, Beech Grove 3-4-57.4; Stephen Janovyak, Illinois 2-5-51.6; Frank Palka, Illinois 0-7-50.3.

CLASS BB — Bob Harrold, Jonesboro 4-1-57.3; Claude Estelle, Indianapolis 4-1-58.8; Leroy Thompson, Valparaiso 3-2-59.1; Larry Hill, Indianapolis 2-3-53.4; Virgil Wray, Valparaiso 2-3-50.6; Lawrence Frazier, Millersburg 0-5-45.8.

CLASS B — Al Overdorf, Brownsburg 5-2-51.9; Jim Pierson, Mooresville 5-2-54.7; Fred Brown, Ohio 4-3-55.5; Robert Wolfinger, Elkhart 4-3-47.3; Lowell Hinkle, Middletown 3-4-50.0; Tom Eader, South Bend 3-4-49.5; John Gall, Anderson 2-5-51.5; Jim Ashbaugh, Valparaiso 2-5-48.2.

CLASS CC — Gus Kuk, LaPorte 6-1-51.7; Harry Mason, Kouts 6-1-49.6; Ed Pauley, Mishawaka 5-2-47.1; Curley Seibold, Huntington 4-3-48.2; Ron Foster, Logansport 4-3-45.9; Gene Mendenhall, Noblesville 2-5-32.9; Paris Seibold, Huntington 1-6-39.6; Walter Pinkowski, Illinois 0-7-32.8.

CLASS C — Bill Tom, Elkhart 7-0-39.9; Bob McBride, Frankfort 4-3-44.5; Steve Treat, Goshen 4-3-44.2; Howard Grant, Jonesboro 4-3-40.6; Fred Armentrout, Speedway 4-3-36.9; R. D. Rahfeldt, Portage 3-4-40.7; Carl Staley, Elkhart 2-5-29.0; Robert Hall, Marion forfeit.

CLASS DD — Jeff Bowyer, Frankfort 5-0-36.6; Ervin Hodgdon, Lebanon 3-2-32.6; Steve Randolph, Goshen 3-2-30.1; Joe Martin, LaPorte 2-3-23.6; Ron Davis, Stillwell 1-4-31.9; Jon Brown, Ohio 1-4-19.8.

JUNIORS — Mike Stout, Illinois 6-0-44.2; Andy Gall, Anderson 4-2-39.2; Tony Gall, Anderson 2-4-28.7.

Isais Open — Southern California — Class "I" Open

FERNANDO ISAIS OPEN				CLASS I OPEN			
	W	L	%		W	L	%
Ron Simmons, Buena Pk ..	8	0	75.2	Dave Griffin, San Berdu ..	8	0	30.5
Gerald Schneider, P. Rivera	7	1	77.1	Sam Haigh, Loma Linda ..	6	2	24.7
John Walker, Chula Vista	7	1	72.1	B. Bartholomew, ElMonte	5	2	32.3
Eston Brown, Anaheim	5	3	68.1	Ken Ratley, San Berdu	5	2	19.6
Jim Weeks, Norwalk	5	2	64.1	Roy Hefner, Los Angeles	5	2	22.8
Bill McNally, Arroyo Viejo	5	2	58.4	Eldon Carrier, Downey	5	2	18.1
Bill Cessna, Midway City	4	3	61.6	Jim Croyle, Lynwood	4	3	21.6
Stan Hilton, Burbank	4	3	51.0	Earl Hogan, San Berdu	4	3	21.2
G. Easterling, Hawthorne	3	4	58.7	Harry Morin, San Berdu ..	4	3	18.7
H. Drogemuller, VanNuys	3	4	56.6	Bill Bloom, San Diego	3	4	27.8
Walter Krowel, Simi	3	4	52.1	Saffle, No. Calif.	3	4	17.1
Wally Shipley, Alhambra	2	5	42.7	Ross Faulkner, Hunt'ton Pk	2	5	17.0
Chas. Ricketts, Oregon	1	6	45.7	Chas. Finnegan, Lynwood..	2	5	14.2
Cecil Page, Torrance	1	6	40.5	Harold Peterson, L.A.	0	7	15.0
Ray Victor, Huntg'ton Pk	0	7	44.4				
Harry Morse, Beaumont ..	0	7	43.4				

Lathe Latches Onto Santa Rosa Class A Laurels (No. Calif.)

Sacramento's Bud Lathe, within a few shoes of defeat several times during the long afternoon at Santa Rosa's fairgrounds, was superb under pressure and rallied against four of his five opponents to squeeze out the first place trophy. Four of his opponents compiled higher tournament percentages, but Bud won the big ones. Bill McNally with three wins in five games edged out NCHPA Vice President Marvin Haaland for second spot. Vinsant of the Rio Dell-Scotia Club racked up the tourney's high percentage of 59.5 for the afternoon and also chalked up the high percentage game of 78. Ray Nelson prevailed over George Chickenoff in a playoff for first place in Group II. Frank Cvitanich was the big winner in Group III over Marion Hawley in another playoff, and Walt Peterson took Group IV honors. The very active Sonoma County club headed by President Lou Gayet fielded 17 entrants for the ringerfest.

CHAMPIONSHIP — B. Lathe, Sacramento, 4-1-53.1; B. McNally, Arroyo Viejo, 3-2-59.2; M. Haaland, Mosswood, 3-2-57.9; H. Vinsant, Rio Dell-Scotia, 2-3-59.5; G. Greeott, Sonoma Co., 2-3-55.7; J. Loomis, Sonoma Co., 1-4-43.8.

GROUP II — R. Nelson, Sonoma Co., 5-1-54.9; G. Chickenoff, Sonoma Co., 4-2-52.1; A. Peters, Sonoma Co., 3-2-53.5; J. Saxby, Sonoma Co., 2-3-46.9; B. Fulwider, Sonoma Co., 1-4-37.2; J. Hagerman, Sonoma Co., 1-4-37.0.

GROUP III — F. Cvitanich, Golden Gate, 5-1-47.2; M. Hawley, Sonoma Co., 4-2-39.0; L. Gayet, Sonoma Co., 3-2-43.7; P. Van DeVeers, Stanislaus Co., 2-3-32.0; E. Conaway, Healdsburg, 1-4-36.9; L. Van DeVeers, Vallejo, 1-4-32.9.

GROUP IV — W. Peterson, Sonoma Co., 4-0-39.1; B. Hanlon, Sonoma Co., 3-1-33.1; R. Ladd, Sonoma Co., 2-2-35.1; B. Bailey, Sonoma Co., 1-3-27.5.

Lou Pitney Wins Stockton, Calif. Class C

Lou Pitney of Seaside had it goin' at Stockton on June 18 as he easily outdistanced five opponents to come away unscathed and unbeaten on the new 12-court layout at Stockton's Rod and Gun Club. This was the NCHPA's 24th tournament of the new year and Stockton Club members were out in force as the second year club really went all out to put on another fine tourney for their guests. Hometown stalwart, Arnold Coleman made his best showing of the year in capturing the second place spot in the tourney. Clair Benthin of Vallejo edged Oscar Farmer of Stockton 51-45 in a playoff game to emerge winner in Group II. Jim Cooper of Sacramento came in first the hard way in a three-way playoff for Group III laurels, and Gus Martin Sr. of Grass Valley, pitching in his first tournament, won five straight to win over Bill Stoycoff of the home club.

CHAMPIONSHIP

GROUP II

	W	L	%		W	L	%
L. Pitney, Seaside	5	0	38.4	C. Benthin, Vallejo	5	1	31.9
A. Coleman, Stockton	3	2	37.8	O. Farmer, Stockton	4	2	34.3
A. Crossman, Vallejo	3	2	31.4	P. Jensen, Seaside	3	2	29.8
G. Martin Jr., Grass Valley	2	3	40.4	R. Arbo, Vallejo	2	3	26.8
Van DeVeere, Sta'laus Co.	2	3	33.8	D. Bush, Stanislaus Co.....	1	4	24.7
E. Compton, Sacramento..	0	5	31.5	J. Howell, Sacramento	1	4	21.8

GROUP III — J. Cooper, Sacramento, 5-1-28.5; A. Lewis, Stockton, 5-2-26.4; C. DiDonato, Stockton, 4-2-27.4; L. Cagle, Stockton, 2-3-25.6; D. Palmer, Stockton, 1-4-17.1; S. Hatsme, Vallejo, 0-5-17.5.

GROUP IV — G. Martin Sr., Grass Valley, 5-0-22.3; B. Stoycoff, Stockton, 4-1-19.5; R. Hunt, Stockton, 3-2-15.8; C. Hicok, Stockton, 2-3-12.9; J. Genecco, Stockton, 1-4-10.1; R. Collins, Sonoma Co., 0-5-4.8.

Curt Day — Ruth Hangen — Repeat In Greenville, Ohio Ringer Classic

Curt Day, Frankfort, Ind., 1971 World Champion and defending '71 Ringer Classic champ, won the annual Greenville 1972 Ringer Classic, pitching 86.1%. Elmer Hohl, of Wellesley, Ontario finished second with an 85.7%. Meet was played on the City Park courts in Greenville, Ohio, June 30, July 1 and 2.

In the Ladies Class A, Ruth Hangen, of Buffalo, N. Y., current World Champion and also defending '71 Ringer Classic champ, repeated with a 79.4%. Jennie Reno, of Lucasville, Ohio won the Girls Class A with a 46.3%. In the Boys Class A, John Passmore, of Richmond, Ind. won in a pitch-off with a 60.4%.

CLASS A				CLASS B			
	W	L	%		W	L	%
C. Day, Frankfort, Ind.....	12	1	86.1	Burns, Chat'nooga, Tenn....	11	0	72.1
E. Hohl, Wellesley, Ont.....	11	2	85.7	A. Copeland, Akron, O.	8	3	71.7
R. Martin, Philo, Ill.	10	3	81.3	Witschger, Cincinnati, O....	8	3	62.1
W. Kabel, New Madison, O. 9	4	79.8	Carpenter, Union C'y, Ind. 6	5	63.9		
M. Seibold, Hunt'ton, Ind. 8	5	77.4	K. Kugler, Hamilton, O.....	6	5	58.7	
H. Anthony, Arcanum, O....	8	5	76.7	Thornburg, Wine'ter, Ind. 5	6	63.8	
C. Martz, Bridgeville, Pa. 7	6	79.0	C. Young, Columbus, O.....	5	6	60.0	
C. Reel, West Mid'ton, Ind. 5	8	71.4	D. Jackson, Burl'ton, Iowa 4	7	63.7		
G. Maison, Warren, Mich. 4	9	72.4	G. Grubb, Richmond, Ind. 4	7	62.5		
P. Focht, Dayton, Ohio	4	9	72.3	H. McCoskey, Pekin, Ind... 4	7	57.2	
J. Knisley, Bremen, O.	4	9	72.0	E. Harrison, Hamilton, O. 3	8	56.2	
Solomon, Uniontown, Pa... 4	9	69.2	E. Curran, Paris, Ky.	2	9	58.4	
G. Riffle, Dayton, O.	3	10	71.7				
P. Day, Frankfort, Ind.	2	11	69.5				

CLASS C — D. Roberts, Lucasville, O., 9-0-69.7; R. Miller, Springfield, O., 6-3-63.1; E. Wagoner, Xenia, O., 6-3-59.9; S. Swarthout, Milan, Mich., 5-4-58.2; J. Leonard, Detroit, Mich., 5-4-57.3; F. Collins, Trotwood, O., 4-5-54.1; V. Sedlacek, New Kensington, Pa., 4-5-54.1; J. Vargo, Newark, O., 3-6-50.1; J. Nacier, Hamilton, O., 2-7-53.7; R. Sloum, Akron, O., 2-7-49.6.

CLASS D — T. Harris, London, O., 4-1-64.5; A. Overdorf, Brownsburg, Ind., 4-1-49.8; R. Hoff, Arcanum, O., 3-2-57.0; R. Gyorkos, Taylor, Mich., 2-3-53.9; J. Swyers, Irwin, Pa., 2-3-48.2; C. Mays — Forfeit.

CLASS E — G. Neff, Greenville, O., 4-1-58.6; O. Reno, Lucasville, O., 3-2-56.9; E. Buehner, Dayton, O., 3-2-54.9; I. Allen, Springboro, O., 2-3-59.8; D. Wright, Columbia City, Ind., 2-3-54.4; H. Wolfe, Cedarville, O., 1-4-49.4.

CLASS F — G. Kline, Dayton, O., 5-0-58.6; B. Schamp, St. Marys, O., 4-1-48.7; H. Wright, Union City, O., 2-3-46.4; R. Whiteman, Newark, O., 2-3-38.3; J. Hankins, Hebron, Ky., 2-3-38.1; S. Reynolds, Cold Spring, Ky. — Forfeit.

CLASS G — R. Dove, LaPeer, Mich., 5-0-61.4; P. Shaffer, Monroe, Mich., 3-2-54.5; J. Shadley, Ada, O., 3-2-52.1; L. Anthony, Union City, Ind., 2-3-48.7; F. Asher, Piqua, O., 2-3-47.5; P. Fleenor, Sr., Union City, Ind., 0-5-41.2.

CLASS H — M. Roseberry, Marion, O., 4-1-62.6; D. Marcum, Hamilton, O., 4-1-62.4; F. Passmore, Richmond, Ind., 2-3-50.0; T. McEldowney, Greenville, O., 2-3-45.9; B. Jones, Mason, Mich., 2-3-45.8; R. Darnold, Ypsilanti, Mich., 1-4-39.0.

CLASS I — M. Gilliespie, Indianapolis, Ind., 5-0-48.0; W. Preston, Battle Creek, Mich., 4-1-50.0; G. Kersey, Sabina, O., 3-2-45.5; P. Cline, Akron, O., 2-3-42.8; J. Webb, Dayton, O., 1-4-26.5; R. McBride, Frankfort, Ind. — Forfeit.

CLASS J — E. Glass, Xenia, O., 5-0-62.1; J. Kiser, Bradford, O., 4-1-47.5; R. Whitsel, Union City, O., 3-2-47.4; K. Wagoner, Xenia, O., 2-3-46.7; D. Dill, Piqua, O., 1-4-48.4; R. Chappell, Camden, O., 0-5-40.8; G. Gibbons, Xenia, O. — Forfeit.

CLASS K — R. Hanna, Sidney, O., 5-0-52.7; J. Wilson, Middletown, O.,

Ringer Classic — (Continued)

4-1-47.8; R. McFarland, Cincinnati, O., 3-2-48.9; L. Jacobs, Belleville, Mich., 2-3-35.7; R. Wolfinger, Elkhart, Ind., 1-4-39.9; E. Parshall, Centreville, Ind., 0-5-35.3.

CLASS L — R. Futrell, Greenville, O., 4-1-53.5; G. Mitchell, Ostrander, O., 3-2-46.7; D. Henry, Dayton, O., 3-2-43.1; L. Hinkle, Middletown, Ind., 2-3-48.6; C. Shakelford, Dayton, O., 2-3-44.1; W. Detter, Wauseon, O., 1-4-41.5.

CLASS M — H. Reed, Wauseon, O., 4-1-42.6; V. Varvel, Arcanum, O., 3-2-42.1; M. Frazier, Chautauqua, O., 3-2-37.7; D. Stewart, Plain City, O., 2-3-36.0; B. Fufts, Seymour, Ind., 2-3-33.8; E. Goad, Eaton, O., 1-4-34.1.

CLASS N — Z. Campbell, Lebanon, O., 5-0-51.9; H. Hudson, Greenfield, Ind., 3-2-41.4; M. Rodocker, Canton, O., 2-3-43.0; D. Wolfe, Hillsdale, Mich., 2-3-38.0; F. Latimore, Marion, O., 2-3-31.2; D. Jenkins, Medway, O., 1-4-42.9.

CLASS O — J. McCombs, Greenville, O., 4-0-50.9; R. Detrick, Greenville, O., 3-1-42.9; B. McClain, Camden, O., 2-2-35.6; W. Robinette, Fairborn, O., 1-3-44.0; D. Anthony, Covington, O., 0-4-41.2; H. Stevenson, Piqua, O. — Forfeit.

CLASS P — E. Pratt, Columbus, O., 5-0-41.3; G. Curley, Toledo, O., 4-1-44.0; J. Williams, Sandusky, O., 2-3-40.6; R. Brandon, Akron, O., 2-3-30.8; F. Smith, Sandusky, O., 1-4-38.3; R. Melling, Greenville, O., 1-4-24.8.

CLASS Q — P. Bechtel, Bellville, O., 5-0-50.0; W. Pittsenbarger, Versailles, O., 4-1-29.3; J. Mingle, Akron, O., 3-2-33.6; D. Webb, Cold Spring, Ky., 2-3-27.8; J. Whittington, Lancaster, O., 1-4-29.1; R. Williams, Sandusky, O., 0-5-25.0.

CLASS R — J. Koenig, West Alexandria, O., 6-0-41.9; J. Snider, Piqua, O., 5-1-41.4; N. Wagonfield, Hamilton, O., 3-3-37.4; G. Thome, Oxford, O., 3-3-29.8; G. Loy, Union City, Ind., 2-4-29.5; D. Haworth, Greenville, O., 2-4-25.8; H. Cole, Greenville, O., 0-6-21.0.

CLASS S — D. Carson, Piqua, O., 6-0-35.5; G. Medearis, Greenville, O., 4-2-29.0; J. Moore, Piqua, O., 3-3-34.4; J. Schaffner, Sidney, O., 3-3-32.3; D. Schlosser, Greenville, O., 2-4-26.0; W. Godwin, Bellefontaine, O., 2-4-24.6; F. Worner, Greenville, O., 0-6-18.6.

CLASS A — WOMEN

	W	L	%		W	L	%
R. Hangen, Buffalo, N. Y.	7	0	79.4	K. Harrison, Hamilton, O.	3	4	61.1
Truman, Co'bia, City, Ind.	6	1	66.6	B. Siebold, Hunt'on, Ind.	3	4	53.7
H. Roberts, Lucasville, O.	4	3	59.7	W. Dittmer, Hillsboro, O...	Forfeit		
O. Reno, Lucasville, O.	4	3	55.5	I. Swarthout, Milan, Mich.	Forfeit		

CLASS B — O. Frazier, Chautauqua, O., 4-1-58.1; D. Anthony, Covington, O., 3-2-44.3; C. Loy, Union City, Ind., 2-3-42.5; O. Corbett, Edinburg, Pa., 2-3-39.2; J. Reno, Lucasville, O., 2-3-37.9; A. Brown, Waverly, O., 1-4-36.8.

CLASS C — B. Woodward, Ypsilanti, Mich., 4-0-29.2; E. Duncan, Hamilton, O., 2-2-24.1; G. Smith, Hamilton, O., 2-2-19.5; E. Darnold, Ypsilanti, Mich., 2-2-18.3; J. Schlosser, Greenville, O., 0-4-16.8.

CLASS A — GIRLS — J. Reno, Lucasville, O., 3-0-46.3; C. Cool, Greenville, O., 2-1-44.8; L. Harrison, Hamilton, O., 1-2-36.6; K. Melling, Greenville, O., 0-3-33.5.

CLASS B — J. Passmore, Richmond, Ind., 3-0-29.2; P. Melling, Greenville, O., 2-1-18.4; D. Anthony, Covington, O., 1-2-21.2; D. Melling, Greenville, O., 0-3-01.0.

CLASS A — BOYS — J. Passmore, Richmond, Ind., 4-1-60.4; D. Anthony, Covington, O., 4-1-51.1; J. Anthony, Arcanum, O., 2-3-51.2; D. Riffle, Dayton, O., 2-3-49.7; S. Staley, Piqua, O., 2-3-44.7; R. Dill, Piqua, O., 1-4-40.6.

CLASS B — D. Anthony, Covington, O., 3-0-42.7; P. Fleenor, Jr., Union City, Ind., 2-1-26.1; D. Gyorkos, Taylor, Mich., 1-2-6.40; D. Gyorkos, Taylor, Mich., 0-3-9.30.

Statham Of Stockton Takes Turlock Class B (No. Calif.)

Fast improving Oscar Statham survived an early loss to come back with all wins the rest of the way to win the Turlock B tourney. Mike Lovetere of the Golden Gate club, proved his first tourney ringer percentage of 50% was no fluke by taking the second place cup. Bill Vines of Stanislaus County, the host club, pitched the high percentage game of the tourney — 55.5% and was the third place finisher. Group II went to Stockton's Arnold Coleman who decided Jack Hodson by percentage.

CHAMPIONSHIP				GROUP II			
	W	L	%		W	L	%
Oscar Statham, Stockton ..	4	1	45.3	Arnold Coleman, Stockton	4	1	37.3
Mike Lovetere, Gldn Gte ..	3	2	45.5	Jack Hodson, Stanislaus Co.	4	1	35.2
Bill Vines, Stanislaus Co.	3	2	42.4	P. Vande Veere, Stanislaus	3	2	40.1
Walt East, Arroyo Viejo ..	3	2	39.1	Frank Kilburn, Stanislaus	3	2	33.0
Don Wheeler, Mosswood ..	2	3	38.8	Bill Henry, Seaside	1	4	23.4
Frank Cvitanich, Gldn Gte	0	5	38.1	Ralph Collins, Sonoma Co.	0	5	7.4

South Gate B — Southern California — Semana Nautica

SOUTH GATE B OPEN

	W	L	%		W	L	%
Jim Weeks, Norwalk	8	1	66.4	Ward Berg, Pasadena	5	4	46.2
Bill Cessna, Midway Cty ..	7	2	59.9	Wally Shipley, Alhambra	4	5	43.4
Chas. Scott, San Berdu ...	7	2	55.8	Harold Slagg, Ontario	2	7	41.0
H. Drogemuller, VanNuys	6	3	55.3	Ray Victor, Hunt'gton Pk	1	8	38.3
Don Shubert, Los Angeles	5	4	51.6	Cecil Page, Torrance	0	9	37.9

SEMANA NAUTICA C OPEN

	W	L	%
Ernie Knorp, Goleta	9	0	54.8
Bill Cessna, Midway Cty ..	8	1	54.5
Walter Krowel, Simi	5	4	53.7
H. Drogemuller, VanNuys	5	4	49.4
Stan Hilton, Burbank	5	4	49.0
C. Birkenbach, Baldwin Pk	5	4	42.8
Al Cauchon, Arcadia	3	6	41.0
Newell Flann, Gardenda....	4	5	49.5
Sal Ybarra, S. Barbara	1	8	38.4

SEMANA NAUTICA D OPEN

	W	L	%
Ward Berg, Pasadena	8	1	40.9
Al Barnes, S. Barbara	7	2	40.8
Ward Berg, Pasadena	8	1	40.9
Wally Shipley, Alhambra..	6	3	42.6
Harry Morse, Beaumont ..	5	4	41.0
Bill VanSant, So. Gate ...	5	4	35.1
Joe Holder, Downey	4	5	38.5
Russell Hart, Santa Maria	4	5	33.9
Cecil Page, Torrance	3	6	38.8
Jack Lockett, Los Angeles	3	6	33.6

Walt King Crowned "King" Of North Carolina Ringersmen

The North Carolina State horseshoe tournament was held June 25, with 18 pitchers participating. Class A was comprised of 10 contestants and Class B had 8. Walt King of Asheboro, N. C., losing only 1 game, won the Class A title. Glynden Moore placed second.

Class B was won by Fletcher Dunlap of High Point, N. C., with Garvey Billings taking second place.

CLASS A				CLASS B			
	W	L	%		W	L	%
King	8	1		Dunlap	7	0	
Moore	8	1		Billings	5	2	
Yolk	6	3		Martin	5	2	
Wagoner	5	4		Templeton	3	4	
Corns	5	4		Wolfe	3	4	
Scotten	5	4		Butner	2	5	
Douglas	3	6		Pegram	2	5	
Lankford	3	6		Terry	1	6	
Seagraves	2	7					
Gibbey	0	7					




The original producers of a drop forged shoe, the company your grandfather purchased from, has been in the business of making fine pitching shoes for 50 years. The Ohio Horseshoe Co. has two models available, the —O—, and the more recent —PRO—.

It has heavier weighted caulks and longer points. Both models have hardened hooks and points and are available in dead soft, soft and medium temper.

ALL SHOES ARE FORGED FROM S.A.E. SPECIFIED STEEL

THE —PRO—



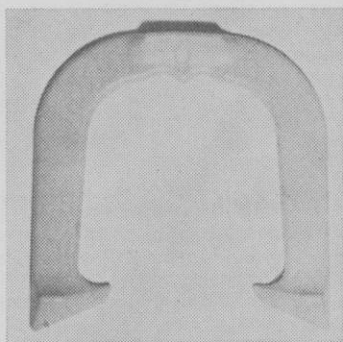
THE "IN" STYLE
SHOE WITH THE "ON"
Ringer Qualities Essential For
Today's Tournament
Competition.

Write For
Prices

The shoe with its stake holding
qualities PLUS its perfect
balance gives the control
needed for those extra ringers.

Write For
Prices

THE —O—



PUT 50 YEARS OF EXPERIENCE INTO EVERY ONE OF YOUR PITCHES!

ORDER YOURS TODAY

OHIO HORSESHOE COMPANY

P. O. BOX 5801

COLUMBUS, OHIO 43221

Or Stanley Manker, Route No. 1, Martinsville, Ohio 45146