

The Horseshoe Pitcher's

News Digest

SEPTEMBER, 1968



THE HORSESHOE PITCHER'S NEWS DIGEST is published on the 15th of each month at Aurora, Illinois, U. S. A. by the National Horseshoe Pitchers' Association of America. Editorial office, 1307 Solfisburg Avenue, Aurora 60505. Subscription rate is \$2.50 per year in advance. NHPA membership cards are available through each state secretary for \$1.50 plus any state association dues. Forms close on the last day of each month. Advertising rates on request. F. Ellis Cobb, Editor.

NATIONAL OFFICERS

Ralph Dykes, 433 West North Avenue, Lombard, Illinois 60148.....President
 James Knisley, 217 Walnut, Bremen, Ohio 43107.....1st Vice-President
 Gerald Schneider, 1033 N. Rose Glen Ave., Rosemead, Calif. 91770.....2nd Vice-President
 Joseph Abbott, 5840 Peck Road, Erie, Pennsylvania 16510.....3rd Vice-President
 Ruth Hangen, 208 Burroughs Drive, Buffalo, New York 14226.....4th Vice-President
 Robert G. Pence, 341 Polk Street, Gary, Indiana 46402.....Secretary-Treasurer

Volume 12

SEPTEMBER

Number 9

Canadian Wins 1968 World Title

The Hohl Story

Elmer Hohl, the husky Canadian from Ontario won the 1968 World horseshoe pitching title at Wheelock Park in Keene, N. H. with a record breaking performance sweeping him to victory in all 35 games.

It was the 50 year old Canadian's second title and he must love these courts in Keene, for his other title came in 1965 when the tourney was also held in Wheelock Park.

World records tumbled before Elmer, from the very start. He tossed 572 points in his 200 shoe qualifying round for his first record, tossing 186 ringers with all remaining shoes within counting distance. Harold Reno held the former mark of 571 points.

Another coveted record fell in his 14th game when he tossed a perfect game at Wes Kuchcinski with 30 straight ringers. This was only the second time the feat had been accomplished in World Tourney play, Hall of Fame member, Guy Zimmerman having registered a perfect game in the 1948 tourney in Milwaukee, Wisconsin.

The biggest record of all fell when Elmer averaged 88.5% for the complete tournament, breaking the record of 87.5% established by Casey Jones in the 1948 event.

Hohl started with 77.8% in his first game and never again fell below 81.4, hitting better than 90% in 12 games. Wilbur Kabel of Ohio gave the champ his closest game, reaching 45 points and Carl Steinfeldt also pushed him with 43. The Steinfeldt game went 144 shoes with Elmer hitting 127 ringers.

Hohl's 35 straight wins marked the first time since Ted Allen's sweep in 1959, that the champion has been undefeated. His strings of consecutive ringers included runs of 48 and 46. He started the game with Focht by tossing 42 straight ringers and ended it with 34 in a row.

Ralph Forsstrom Given New NHPA Award

Ralph Forsstrom of Springfield, Mass. received the first N.H.P.A. Executive Council Award for his outstanding contribution to the N.H.P.A. on the local or state level.

This new award will be an annual feature of the National association each year in the future. Where the Stokes award is for work on the national or overall scale, the new award is designed to recognize contribution on the local or state level. Both are vital to the NHPA progress.

Ralph Forsstrom has served for many years as an official of his well organized local club in Springfield, as Secretary-Treasurer of the Massachusetts State Association and as NHPA New England Regional Director. His work has been of immense value in the entire New England area.

Cover Picture . . . The fruits of victory for Elmer Hohl in the world championship tournament at Keene, N.H., included a tender kiss from his wife, Hilda. Putting on a great power-pitching performance Elmer won all 35 games with an all-time high ringer percentage of 88.5, plus setting a new qualifying record of 572 points and carding a perfect game. — (Tom Blake Photo)

Washington's "Winnie" Wins Intermediate Title

Francis "Winnie" Winetroun came all the way from Puget Sound to win the Intermediate Division of the World Tourney without loss of a game and with a record breaking performance.

Former champ Harold Tuttle of Ohio placed 2nd, his only loss being 54-49 to Winetroun. Frank Kilinsky of Pennsylvania was 3rd and defending champ Wayne Winston of Missouri 4th.

Almost every record of this division for players between 60 and 65 was broken. Winetroun had a ringer average of 72.8 for the route and a single game high of 88.2.

CLASS A

	W	L	R	SP	%
Francis Winetroun, Lummi Island, Wash.	7	0	287	394	72.8
Harold Tuttle, Youngstown, Ohio	6	1	256	396	64.6
Frank Kilinsky, Pittsburgh, Pa.	5	2	332	490	67.7
Wayne Winston, Lamonte, Mo.	4	3	271	448	60.5
Dale Eberhardt, Middlesex, N. J.	3	4	218	414	52.6
Gil Brinkman, Springfield, Mass.	2	5	224	434	51.6
Lee Cameron, Waterville, Me.	1	6	184	388	47.4
Fred Armentroun, Speedway, Ind.	0	7	204	408	50.0

CLASS B

	W	L	%
C. Gorton, Mich.	4	1	45.5
W. Mrozak, Conn.	3	2	47.5
B. Kaddy, Mass.	3	2	46.4
D. Duquette, Mass.	2	3	42.5
F. Plumb, Ohio	2	3	40.4
M. Collins, Ohio	1	4	44.7

CLASS C

	W	L	%
T. Corbett, Penna.	5	1	24.2
A. Hamel, Mass.	4	2	30.6
J. Roberts, N. H.	4	2	20.8
L. Georgina, N. H.	3	3	26.2
C. Hull, Conn.	3	3	22.2
E. Hammond, Mich.	2	4	20.0
H. Hookway, Fla.	0	6	16.0

Fred Smith, Jr. of Michigan Places High In Mid-West Round-Up

Fred Smith, Jr. of Dimondale and two-time Junior Boy State Class A Champion, made a strong bid for the Class A Championship in the mid-West Ringer Round-up tournament held at Muncie, Indiana.

Freddy, despite settling for second place honors in the 8 man group, had the highest single game percentage of 87.5 percent at Johnny Anthony, Greenville, Ohio. He tossed 21 ringers out of 24 shoes pitched.

Mark Siebold, Huntington, Indiana boy wonder and former boys world Champion in 1966, had a high single game of 85.7 percent against Paul Day, Frankfort, Indiana.

Siebold averaged 80 percent for seven games and Freddy Smith had a 71.9 percent average.

Norman Smith, younger brother of Freddy, finished in the lower half of the group averaged 51.7 percent.

Billy and Davie Smith, younger brothers of Fred and Norman played in the Class B competition.

WORLD TOURNAMENT HIGHLIGHTS

Elmer Hohl dominated the tourney from start to finish, but the over all strength of the 36 man championship class was the highest ever and there were numerous other individual highlights.

Consider these facts. All but two of the 36 averaged better than 70% ringers for the entire 35 games. Nine of them bettered 80%. The 36 players tossed 85,640 ringers in 111,046 shoes pitched during the 630 games, an average of 77.12 percent ringers. 108 of these games went down to the wire with the losing player scoring 44 or more points.

14 players threw a total of 39 games of 90% ringers or better, 14 of these by Hohl. 21 of the remaining 22 players had a single game high of better than 80% and the remaining player had a high of 78.6.

Jim Knisley of Ohio, who won Class B at Fargo in 1967, placed 2nd and thereby can claim the United States title. Jim pitched steady shoe and lost only to Hohl, Maddox, Simmons and Danny Kuchcinski.

Dan Kuchcinski, the 19 year old lefthanded defending champion, was not quite as sharp as last year but even with the added pressure was still tough enough to finish 3rd. He had one close game after another including a 50-47 squeaker with his brother Ron, and managed to win five of them before Frank Stinson beat him in the 15th round. Thereafter he lost very close games to Dave Baker, Ralph Maddox and Ray Martin before bowing to the new champion in the final round.

Ray Martin of Illinois finished 4th marking the 8th straight year he has been only a few ringers from the title. He is bound to break into the winners circle in the near future.

Carl Steinfeldt of New York placed 5th, placing him in the same category with Martin. Carl had the longest consecutive ringer string of the tourney, 54 against Rademacher; had the 2nd highest ringer percentage, 84.2% and threw the most ringers in a single game, 147 against Rademacher.

Paul Focht and Harold Reno, both former champions from Ohio, occupied the next two places. Focht had the second longest run of consecutive ringers, 52 in his final game with Vogel.

Jerry Schneider of California placed 8th to give the Far West a place among the leaders.

Ross Stevenson, the 19 year old Canadian boy who won the Junior title at Keene in 1965 returned to finish 9th in the Men's division this year.

Ellis Griggs of Illinois and Al Zadroga of Pennsylvania tied for the 10th spot.

John Rademacher of Florida was the surprise of the tourney, averaging 80% ringers to win the Most Improved Player trophy after finishing well down in Class B last year. John also broke the all time record for total shoes pitched, 3586 breaking the record held by Ralph Maddox. His games with Anthony, Steinfeldt and Shriver were the three longest games of the tourney, running 164, 162 and 160 shoes respectively. His 141 ringers and 87.0% ringers with Steinfeldt was the best single game record posted by a losing player.

Ron Kuchcinski, the 16 year old brother of Danny, won the Outstanding First Year Player trophy. He averaged 74.8 in winning 14 games.

Frank Stinson of Minnesota was the "giant killer" with wins over Danny Kuchcinski, Ray Martin, Paul Focht, Harold Reno, Ross Stevenson, Al Zadroga and John Rademacher.

Glen Henton of Iowa averaged almost 80.5 and still lost three more games than he won.

Henry Bourgeois of Rhode Island was the first New England player to make the top class since the days of Jimmy O'Shea back in the forties.

Del Wright (Ind.), Don Kaiser (Mich.), Clair Bruce (Pa.), Wes Kuchcinski (Pa.), and Karl Van Sant (Ind.) were others in the top 36 for the first time.

Ted Allen, Hall of Fame member and ten times World Champion, didn't receive any awards this year, but he deserves a Sportsmanship trophy. Ted is only a shadow of his old self on the courts, but he loves the game and the competition. We all know he was the greatest of champions in the past, but

Highlights — (Continued)

we should also recognize he is also a champion in the field of sportsmanship.

Scorekeeping duties during the championship play were handled by Lloyd Frederickson (Minn.), Ansil Copeland, Harold Wolfe, Carl Young, Ray and Ada Miller (Ohio), Walt Wilhoite, Carolyn Truman and Bill Holland (Ind.), Herb Pinch (Pa.), Earl Ryner (Ill.), John Clark and Bill Georgina (N.H.), Amos Whitaker (Mass.), Bob Bourgeois (R.I.), Betty Steinfeldt (N.Y.) and Harvey Hookway and Horace Kemp (Fla.).

Francis Park (Ohio), Fred Armentrout (Ind.), Joe Abbott (Pa.), Ralph Forsstrom (Mass.), Al Lord (Me.) and others too many to mention filled in and helped out during play in the other divisions.

Lorraine Thomas Wins Women's Title

Lorraine Thomas of Lockport, N. Y. won the Women's title in the World tournament with a clean sweep of her seven games.

She defeated defending champ Vicki Winston 52-22 in her final game, averaged 74.9 for the route and had a high game of 47 ringers in 54 shoes.

This was the largest and strongest field of women in tournament history. Beverly Jacques of Spofford, N. H. took Class B with 58.0% ringers, Mary Moss of New Hampshire won Class C in a four way play-off and Ada Smith of Maine took Class D to give New England players a clean sweep of the lower classes.

CLASS A

	W	L	R	SP	%
Lorraine Thomas, Lockport, N. Y.	7	0	307	410	74.9
Vicki Winston, Lamonte, Mo.	6	1	279	402	69.4
Ruth Hangen, Buffalo, N. Y.	5	2	314	486	64.6
Carolyn Lankhorst, Keene, N. H.	4	3	272	452	60.2
Rita Ducharme, Easthampton, Mass.	3	4	281	470	59.8
Cindy Dean, McGaheysville, Va.	2	5	248	430	57.7
Bonnie Seibold, Huntington, Ind.	1	6	236	444	53.1
Edith Werth, Lockport, N. Y.	0	7	228	438	52.0

CLASS B

	W	L	%
Beverly Jacques, N. H.	5	1	58.0
Katherine Harrison, Ohio	4	2	57.8
Anne Ducharme, Mass.	3	2	47.4
Ruth Miller, Mass.	2	3	50.8
Dessie Halliday, Wyo.	1	4	48.5
Dorothy Smith, Mich.	1	4	44.8

CLASS C

	W	L	%
Mary Moss, N. H.	5	2	32.6
Opal Corbett, Penna.	4	3	32.4
Janet Reno, Ohio	3	3	26.0
Betty Steinfeldt, N. Y.	3	3	36.6
Hazel Cote, N. H.	2	3	29.5
Ruth Hammond, Mich.	1	4	32.2



"Here come de judge", Leo McGrath, Cincinnati, Ohio, measures a close one.

CLASS D — Ada Smith (Me.) 4-0-33.6; Pearl Hanna (Mich.) 3-1-38.5; Mary Roberts (N. H.) 2-2-28.8; Anita Patenaude (Me.) 1-3-24.4; Virginia Cote (N. H.) 0-4-14.4.

SPECIAL NOTE: Lorraine Thomas and Ruth Hangen tied the World Tourney record of 14 "four deads" in a game which was established by Sue Gillespie and Lorraine Thomas in 1965.

Ralph Dykes Receives Stokes Award

N.H.P.A. President Ralph Dykes received the annual Arch Stokes Award for his outstanding contribution to the welfare of the game on the national level.

The award is in memory of former NHPA President, Arch Stokes of Salt Lake City, who was the organization's guiding father during the years following World War Two. His family started the award in 1958 following his death.



Ralph E. Dykes, president of the NHPA, was the recipient of the Arch Stokes Award. His wife looked on as Hall of Fame member, Elmer Beller, made the presentation. "This is the happiest moment in my horseshoe career," said Dykes. — (Tom Blake Photo)

This year's award was bestowed on Ralph Dykes by a vote of the members and delegates at the NHPA convention in Keene. Voting procedure and the formal presentation of the award was handled by former winners Ottie Reno and Elmer Beller.

President Dykes' contributions to the game have been many and varied. He has served for many years as president of the Illinois State Association. As NHPA President he designed and made the huge board to register qualifying scores, the new qualifying scoring devices used for the first time this year. Ralph also provided the mountings and name plate holders for the game scoring devices now used by the NHPA which were made by Vern Fuller of Battle Creek, Mich.

1968 World Tournament Photos Now Available

The official photo of the 36-man championship flight players is now available from Mr. Tom Blake, who took all pictures for the press and other publicity during the world tournament at Keene, New Hampshire. His address is Tom Blake, 155 Roxbury Street, Keene, New Hampshire 03431.

The cost for an 8 x 10 glossy black and white print is \$2.0 each. Class B and Class C group pictures are the same price. Also available is an album of snapshots at \$5.00 and includes the large championship flight picture.

NOVEMBER issue will have all State Tournament results

Championship Summary

	Qual.	W	L	R	SP	%
Elmer Hohl, Wellesley, Ont., Can.	572	35	0	2613	2954	88.5
Jim Knisley, Bremen, Ohio	525	31	4	2609	3148	82.8
Dan Kuchcinski, Erie, Pa.	D.C.	30	5	2764	3358	82.3
Ray Martin, Philo, Ill.	557	29	6	2733	3246	84.2
Carl Steinfeldt, Rochester, N. Y.	560	28	7	2729	3294	82.8
Paul Focht, Dayton, Ohio	527	25	10	2591	3164	81.9
Harold Reno, Sabina, Ohio	544	25	10	2691	3320	81.1
Gerald Schneider, Pico Rivera, Calif.	516	24	11	2402	2998	80.1
Ross Stevenson, Baden, Ont., Can.	531	23	12	2361	3034	77.8
Ellis Griggs, Plainville, Ill.	520	22	13	2324	2992	77.7
Al Zadroga, Elizabeth, Pa.	544	22	13	2449	3160	77.5
John Rademacher, Plant City, Fla.	506	21	14	2869	3586	80.0
Frank Stinson, Minneapolis, Minn.	503	21	14	2620	3300	79.4
Dave Baker, Wentworth, Mo.	520	20	15	2515	3208	78.4
Ron Simmons, Downey, Calif.	536	19	16	2306	3048	75.7
Ralph Maddox, Poca, W. Va.	536	18	17	2707	3424	79.0
Jim Solomon, Uniontown, Pa.	523	17	18	2468	3192	77.3
Hugh Rogers, Cedar Falls, Iowa	500	17	18	2367	3120	75.9
Glen Henton, Maquoketa, Iowa	500	16	19	2570	3244	79.2
Stan Manker, Martinsville, Ohio	518	16	19	2354	3134	75.1
Howard Shriver, Wadestown, W. Va.	504	15	20	2542	3268	77.8
Roger Vogel, Manito, Ill.	527	15	20	2406	3126	77.0
Marvin Craig, Parker, Ind.	511	15	20	2326	3054	76.1
Harold Anthony, Arcanum, Ohio	524	15	20	2360	3120	75.6
Wilbur Kabel, New Madison, Ohio	533	14	21	2488	3210	77.5
Ron Kuchinski, Erie, Pa.	500	14	21	2189	2930	74.7
Floyd Fowler, Greencastle, Ind.	509	14	21	2254	3020	74.6
Steve Fenicchia, Rochester, N. Y.	516	11	24	2294	3046	75.3
Del Wright, Columbia City, Ind.	509	11	24	2021	2808	72.0
Dale Dixon, Des Moines, Iowa	499	10	25	2098	2904	72.2
Ted Allen, Boulder, Colo.	509	10	25	2057	2882	71.4
Karl Van Sant, Cayuga, Ind.	522	9	26	2261	3046	74.2
Wesley Kuchcinski, Erie, Pa.	507	6	29	2100	2960	70.9
Don Kaiser, Clayton, Mich.	505	5	30	1695	2558	66.2
Clair Bruce, New Wilmington, Pa.	499	4	31	1955	2788	70.1
Henry Bourgeois, W. Barrington, R. I.	513	3	32	1552	2402	64.6

World Tourney On Nationwide TV

For the first time the annual World Tourney was placed on nationwide TV. The viewing vehicle was CBS Saturday News program headed by the well known broadcaster Roger Mudd.

Narration of the event was by Heywood Hale Broun, and the producer was Bud Lamoureaux. They and the camera crew spent two and a half days at the World Tourney in Keene.

The net result of their filming was an authentic, extremely well done, birds-eye view of the tournament. The narration by Mr. Broun was outstanding as were the pictures of the tournament. Girls, Juniors, Seniors, Women and Men's divisions all had their spots in the program.

The trigger for the appearance of the Columbia Broadcasting System was the publishing of a beautiful color picture of the 1965 World Tourney on the cover of the magazine section of the Boston Globe newspaper at the start of this year's tournament. The picture was by Norman Gautreau of Revere, Mass. and the NHPA hopes to make reproductions available in the near future.

Following the publishing of the picture, CBS made arrangements for their filming through NHPA Secretary, Bob Pence.

1. ELMER HOHL, Ontario — Qual. 572

Opponent	Score	R	SP	%
Bruce	50-32	56	72	77.8
Kaiser	51- 6	39	44	88.6
Rogers	50-21	44	54	81.4
Rademacher	51- 9	52	56	92.8
Fenicchia	52-12	58	68	85.3
Van Sant	50-21	81	92	88.0
Bourgeois	51-13	55	62	88.7
Shriver	52-16	85	92	92.4
Knisley	52-25	91	100	91.0
Craig	52-16	55	62	88.7
Stinson	51-32	94	100	94.0
Anthony	51-32	72	88	81.8
R. Kuchcinski ..	55-20	63	76	82.9
W. Kuchcinski..	51- 0	30	30	100.0
Dixon	51-16	60	66	90.9
Fowler	50-15	91	98	92.8
Schneider	52-33	74	88	84.1
Focht	52-10	81	86	94.2
Henton	51-22	88	102	86.3
Allen	50-23	76	90	84.4
Vogel	53- 8	66	72	91.7
Manker	51- 9	71	76	93.4
Baker	50-12	74	80	92.5
Simmons	55-31	72	84	85.7
Wright	54-18	61	68	89.7
Maddox	50-27	66	76	86.8
Griggs	52-17	45	50	90.0
Kabel	52-45	93	112	83.0
Solomon	51-24	75	86	87.2
Stevenson	52- 8	81	86	94.2
Martin	51-35	106	126	84.1
Steinfeldt	50-43	127	144	88.2
Reno	55-24	93	104	89.4
Zadroga	51-26	117	132	88.6
D. Kuchcinski..	51-22	121	132	91.6

Won 35 — Lost 0 2613 2951 88.5

2. JIM KNISLEY, Ohio — Qual. 525

Opponent	Score	R	SP	%
Shriver	51-20	66	78	84.6
Maddox	35-53	71	94	75.5
Rademacher	51-45	86	108	79.6
Kabel	55-11	62	72	86.1
Dixon	55-45	75	94	79.8
Reno	50-41	65	86	75.6
Bruce	51-30	71	88	80.7
Simmons	31-50	51	76	67.1
Hohl	25-52	82	100	82.0
R. Kuchcinski..	51-34	90	106	84.9
Fowler	50-25	109	122	89.3
D. Kuchcinski..	37-51	57	78	73.1
Kaiser	51-16	59	74	79.7
Stevenson	52-25	62	74	83.8
Allen	50-16	60	68	88.2
Focht	53-46	103	122	84.5
Stevenson	50-30	92	108	85.1
Bourgeois	51-19	42	50	84.0
W. Kuchcinski..	55-10	61	66	92.4
Vogel	53-32	84	98	85.7
Fenicchia	52-36	47	56	83.9
Henton	51-26	74	90	82.2
Martin	53-34	73	88	82.9
Schneider	50-39	101	120	84.1
Rogers	55-33	70	84	83.3
Manker	52-46	116	138	84.0
Steinfeldt	50-22	52	62	83.8
Wright	51-46	86	112	76.7
Zadroga	50-21	71	80	88.7
Craig	51-21	83	90	92.2
Baker	50-44	99	120	82.5
Griggs	50-29	71	84	84.5
Solomon	51- 5	43	50	86.0
Van Sant	51-34	68	84	80.9
Anthony	50-48	107	128	83.0

Won 31 — Lost 4 2609 3148 82.8

3. DAN KUCHCINSKI, Pa. — Def. Champion

Opponent	Score	R	SP	%
Dixon	50-33	52	68	76.5
Shriver	52-25	79	96	82.3
R. Kuchcinski..	52-47	75	96	78.1
Kaiser	55- 8	40	48	83.3
Bourgeois	51-29	64	86	74.4
Solomon	53-43	79	96	82.3
Craig	50-49	104	128	81.3
Allen	52-33	61	76	80.3
Griggs	52-46	91	108	84.3
Wright	50-19	51	60	85.0
Henton	52-46	110	134	82.1
Knisley	51-37	61	78	78.2
Bruce	54-29	64	78	82.0
Rademacher	50-33	86	102	80.4
Stinson	44-50	94	116	77.6
W. Kuchcinski..	52-41	104	128	81.3
Fenicchia	50-39	78	100	78.0
Stevenson	50-27	74	88	84.1
Rogers	52-25	54	68	79.4
Fowler	50-11	78	86	90.7
Focht	50-14	68	78	87.1
Schneider	52-39	118	136	86.8
Van Sant	51-24	62	76	81.6
Vogel	51-49	84	106	79.2
Manker	50-25	64	76	84.2
Simmons	52-11	70	80	87.5
Baker	48-50	104	126	82.5
Maddox	43-52	87	110	79.0
Anthony	50-42	76	98	77.5
Kabel	52-32	109	128	85.1
Reno	52-31	97	114	85.1
Zadroga	52- 9	60	66	90.9
Steinfeldt	52-36	81	98	82.6
Martin	47-50	73	94	77.6
Hohl	22-51	112	132	84.8

Won 30 — Lost 5 2764 3358 82.3

4. RAY MARTIN, Ill. — Qual. 557

Opponent	Score	R	SP	%
Rogers	51-31	102	126	81.0
W. Kuchcinski..	53-31	78	98	79.6
Stinson	47-50	117	142	82.4
Fowler	51-35	86	102	84.3
Manker	52-20	72	84	85.7
Griggs	51-27	90	104	86.5
Schneider	43-52	95	114	83.3
Rademacher ...	51-41	100	116	86.2
Solomon	51-19	111	118	94.1
Fenicchia	52-21	69	80	86.2
Bruce	50-20	71	84	84.5
Van Sant	51-18	59	70	84.3
Henton	51-20	75	84	84.5
Allen	50-7	61	72	84.7
R. Kuchcinski..	52-21	95	104	91.2
Shriver	51-20	74	86	86.0
Wright	50-30	70	84	83.3
Simmons	51-36	99	120	82.5
Dixon	50-24	75	90	83.3
Kaiser	51-5	37	42	88.1
Maddox	52-18	62	74	83.8
Craig	52-17	76	84	90.5
Knisley	34-53	68	88	77.3
Kabel	50-20	72	84	85.7
Bourgeois	51-3	35	40	87.5
Stevenson	52-15	70	76	92.1
Anthony	50-14	49	64	76.5
Focht	37-52	75	96	78.1
Baker	52-32	69	84	82.1
Vogel	51-48	110	132	83.3
Hohl	35-51	103	126	81.7
Reno	52-38	93	112	83.0
Zadroga	52-17	62	70	88.6
D. Kuchcinski..	50-47	73	94	77.6
Steinfeldt	42-50	80	102	78.4

Won 29 — Lost 6 2733 3246 84.2

5. CARL STEINFELDT, N. Y. — Qual. 560

Opponent	Score	R	SP	%
R. Kuchcinski..	51-29	69	86	80.2
Rademacher	51-39	147	162	90.1
Henton	51-36	107	128	83.6
W. Kuchcinski..	50-24	67	82	81.8
Schneider	52-40	71	86	82.5
Baker	54-40	84	104	80.8
Fenicchia	52-27	89	102	87.3
Kaiser	50-19	45	58	77.6
Anthony	37-50	84	104	80.8
Bourgeois	52-14	43	52	82.7
Dixon	55-27	84	98	85.7
Solomon	51-23	78	92	84.8
Rogers	51-34	75	96	78.1
Fowler	50-22	50	66	75.7
Bruce	52-16	60	72	83.3
Allen	50-22	73	84	86.9
Manker	21-52	42	60	70.0
Vogel	50-27	97	112	86.6
Stinson	51-39	68	88	77.3
Shriver	52-32	90	108	83.3
Simmons	53-27	73	90	81.1
Wright	51-26	88	106	83.0
Griggs	51-18	74	84	88.1
Maddox	51-36	100	116	86.2
Craig	52-9	55	60	91.6
Kabel	50-49	105	128	82.0
Knisley	22-50	43	62	69.3
Stevenson	51-27	85	98	86.7
Van Sant	50-16	83	96	86.4
Focht	39-53	99	122	81.1
Zadroga	50-27	66	80	82.5
Hohl	43-50	125	144	86.8
D. Kuchcinski..	36-52	75	98	76.5
Reno	7-52	53	68	77.9
Martin	50-42	82	102	80.4

Won 28 — Lost 7 2729 3294 82.8

6. PAUL FOCHT, Ohio — Qual. 527

Opponent	Score	R	SP	%
Schneider	12-52	32	50	64.0
Van Sant	39-54	77	100	77.0
Bourgeois	52-28	54	72	75.0
Solomon	50-31	84	100	84.0
Kaiser	54-21	42	52	80.8
Stinson	24-50	70	88	79.5
Rademacher	50-21	81	90	90.0
Baker	51-28	98	114	85.9
R. Kuchcinski..	52-30	83	98	84.7
W. Kuchcinski..	52-20	77	94	81.9
Wright	52-40	61	78	78.2
Bruce	51-4	40	46	86.9
Fenicchia	50-18	50	60	83.2
Anthony	19-51	39	58	67.2
Manker	51-36	112	132	84.8
Knisley	46-53	101	122	82.7
Shriver	55-34	63	76	82.9
Hohl	10-52	67	86	77.9
Craig	51-28	113	128	88.2
Griggs	38-51	84	112	75.0
D. Kuchcinski..	14-50	56	78	71.8
Allen	50-49	88	110	80.0
Henton	53-30	77	90	85.5
Zadroga	46-50	79	100	79.0
Fowler	50-39	68	90	75.5
Reno	51-28	95	110	86.3
Rogers	51-42	100	124	80.6
Martin	52-37	81	96	84.4
Dixon	53-14	51	60	85.0
Steinfeldt	53-39	103	122	84.5
Simmons	42-50	57	80	71.2
Stevenson	52-29	57	68	83.8
Maddox	52-25	94	104	90.4
Kabel	51-19	86	100	86.0
Vogel	52-3	71	76	93.4

Won 25 — Lost 10 2591 3164 81.9

7. HAROLD RENO, Ohio — Qual. 544

Opponent	Score	R	SP	%
Henton	52-39	76	98	77.5
Fowler	52-12	65	72	90.3
Dixon	50-43	77	98	78.5
Allen	50-44	72	92	78.3
Wright	52-15	62	68	91.6
Knisley	41-50	63	86	73.6
Manker	51-43	78	102	76.5
W. Kuchcinski.	50-14	54	62	87.1
Van Sant	52-29	86	98	87.7
Schneider	32-52	77	100	77.0
R. Kuchcinski.	50-48	70	92	76.1
Baker	50-16	42	52	80.8
Stinson	41-52	91	116	78.4
Shriver	50-40	85	112	75.9
Rogers	51-29	75	92	81.5
Kaiser	52-7	54	60	90.0
Craig	50-28	72	84	85.7
Maddox	52-40	106	124	85.5
Bruce	50-26	40	56	71.4
Rademacher	49-50	115	136	84.6
Kabel	50-39	70	88	79.5
Bourgeois	50-27	51	70	72.8
Anthony	55-26	65	80	81.2
Stevenson	37-52	82	106	77.4
Fenicchia	52-22	98	116	84.4
Focht	28-51	88	110	80.0
Solomon	50-35	74	88	84.1
Vogel	47-52	109	132	82.5
Griggs	50-26	88	100	88.0
Simmons	54-46	72	96	75.0
D. Kuchcinski.	31-52	89	114	78.1
Martin	38-52	88	112	78.6
Hohl	24-55	80	104	78.8
Steinfeldt	52-7	61	68	88.2
Zadroga	50-44	116	136	85.2

Won 25 — Lost 10 2691 3320 81.1

8. GERALD SCHNEIDER, Calif. — Qual. 516

Opponent	Score	R	SP	%
Focht	52-12	45	50	90.0
Stinson	51-27	68	84	80.9
Simmons	53-7	55	60	91.6
Dixon	52-26	57	72	79.2
Steinfeldt	40-52	67	80	77.9
Fowler	51-32	107	128	83.5
Martin	52-43	98	114	85.9
Henton	50-28	67	80	83.7
Kaiser	50-42	71	90	78.9
Reno	52-32	85	100	85.0
Kabel	52-30	91	104	87.5
Shriver	52-39	69	88	78.4
Vogel	43-52	47	72	65.3
Bruce	50-27	57	72	79.2
Stevenson	33-50	85	110	77.2
R. Kuchcinski.	18-51	38	58	65.5
Hohl	33-52	66	88	75.0
Solomon	51-6	69	76	90.8
Maddox	43-52	76	100	76.0
Rogers	52-45	46	70	65.7
Anthony	40-52	67	94	71.3
D. Kuchcinski.	39-52	115	136	84.5
W. Kuchcinski.	50-33	70	92	76.1
Knisley	39-50	99	120	82.5
Zadroga	50-23	49	62	79.0
Griggs	50-19	51	60	85.0
Rademacher	50-20	73	86	84.9
Baker	51-37	136	154	88.3
Allen	51-24	66	78	84.6
Van Sant	52-21	60	76	78.9
Bourgeois	50-30	39	60	65.0
Fenicchia	29-50	73	96	76.0
Craig	26-50	53	76	69.7
Wright	51-28	51	66	77.2
Manker	50-15	36	46	78.3

Won 24 — Lost 11 2402 2998 80.1

9. ROSS STEVENSON, Ontario — Qual. 531

Opponent	Score	R	SP	%
Fenicchia	50-38	65	82	79.3
Solomon	51-22	69	78	88.5
Craig	52-39	93	112	83.0
Anthony	50-18	52	66	78.8
Shriver	55-40	75	102	73.5
Henton	51-12	62	66	93.9
Kaiser	51-45	63	90	70.0
Van Sant	52-34	74	96	77.1
Bruce	51-41	67	90	74.4
Rademacher	42-50	54	72	75.0
Manker	52-29	68	88	77.3
Dixon	50-36	56	74	75.7
Bourgeois	50-8	32	42	76.2
Knisley	25-52	52	74	70.3
Schneider	50-33	90	110	81.8
Griggs	25-50	67	90	74.4
Allen	52-12	51	58	87.9
D. Kuchcinski.	27-50	66	88	75.0
Wright	52-17	72	86	83.7
Baker	50-44	47	68	69.1
Zadroga	51-42	88	110	80.0
Fowler	51-37	81	102	79.4
Rogers	52-30	105	132	79.5
Reno	52-37	87	106	82.0
W. Kuchcinski.	53-48	79	102	77.4
Martin	15-52	58	76	76.3
R. Kuchcinski.	52-33	67	82	81.8
Steinfeldt	27-51	78	98	79.6
Stinson	30-50	62	84	73.8
Hohl	8-52	66	86	76.7
Maddox	52-36	107	128	83.6
Focht	29-52	48	68	70.6
Vogel	19-50	66	90	73.3
Simmons	20-52	40	60	66.7
Kabel	15-51	54	78	69.2

Won 23 — Lost 12 2361 3034 77.8

10. ELLIS GRIGGS, Ill. — Qual. 520

Opponent	Score	R	SP	%
Allen	50-46	78	104	75.0
Simmons	50-32	66	84	78.6
Kaiser	50-37	58	82	70.7
Maddox	50- 4	46	50	92.0
Stinson	50-36	77	94	81.9
Martin	27-51	82	104	78.8
Dixon	52-33	89	104	85.5
Vogel	51-24	57	62	91.9
D. Kuchcinski..	46-52	89	108	82.4
Bruce	51-37	85	108	78.7
W. Kuchcinski..	52-24	69	88	78.4
Zadroga	41-53	60	88	68.2
Shriver	50-43	70	100	70.0
Kabel	50-46	73	96	76.0
Fowler	3-52	31	54	57.4
Stevenson	50-25	76	90	84.4
Henton	50-44	81	100	81.0
Craig	50-35	79	98	80.6
Rademacher ...	35-53	62	84	73.8
Focht	51-38	90	112	80.3
Bourgeois	50-23	58	78	78.4
Rogers	44-50	74	94	78.7
Steinfeldt	18-51	64	84	76.2
Fenicchia	42-50	65	86	75.6
R. Kuchcinski..	40-50	58	80	72.5
Schneider	19-50	40	60	66.7
Hohl	12-52	32	50	64.0
Manker	51-37	41	58	70.7
Reno	26-50	80	100	80.0
Wright	51-29	56	72	77.8
Solomon	50-37	56	74	75.7
Knisley	29-50	64	84	76.2
Van Sant	50-45	61	80	76.2
Anthony	51-34	74	86	86.0
Baker	52-31	83	100	83.0

Won 22 — Lost 13 2324 2992 77.7

11. AL ZADROGA, Pa. — Qual. 544

Opponent	Score	R	SP	%
Stinson	32-50	34	58	58.6
Allen	52-37	71	90	78.9
Bruce	50-35	62	78	79.5
Shriver	55-41	76	98	77.5
Craig	48-54	72	102	70.6
Anthony	50-36	62	80	77.5
Wright	51-20	60	72	83.3
Fowler	50-44	98	118	83.1
Baker	50-31	70	84	83.3
Manker	50-41	76	98	77.5
Rogers	39-50	74	100	74.0
Griggs	53-41	65	88	73.9
Dixon	54-12	58	64	90.6
Kaiser	50-25	52	68	76.5
Henton	50-34	71	90	78.9
Rademacher ...	48-50	79	104	76.0
Bourgeois	51-24	56	74	75.7
Kabel	51-32	102	122	83.6
R. Kuchcinski..	52-41	67	88	76.1
W. Kuchcinski..	50-32	81	108	75.0
Stevenson	42-51	87	110	79.0
Fenicchia	26-50	80	104	76.9
Solomon	51-36	86	104	82.6
Focht	50-46	80	100	80.0
Schneider	23-50	39	62	62.9
Vogel	50-39	75	94	79.8
Van Sant	54-27	58	80	72.5
Simmons	51-26	41	52	78.8
Knisley	21-50	62	80	77.5
Maddox	50-43	81	106	76.4
Steinfeldt	27-50	58	80	72.5
D. Kuchcinski..	9-52	44	66	66.7
Martin	17-52	50	70	71.4
Hohl	26-51	109	132	82.6
Reno	44-50	113	136	83.0

Won 22 — Lost 13 2449 3160 77.5

12. JOHN RADEMACHER, Fla. — Qual. 506

Opponent	Score	R	SP	%
Solomon	43-50	75	98	76.5
Steinfeldt	39-51	141	162	87.0
Knisley	46-51	84	108	77.7
Hohl	9-51	38	56	67.8
Vogel	37-51	86	106	81.1
Bourgeois	52-34	84	104	80.0
Focht	21-50	72	90	80.0
Martin	41-51	96	116	82.7
Manker	43-51	82	110	74.5
Stevenson	50-42	56	72	77.8
Baker	54-35	82	100	82.0
Wright	37-52	65	90	72.2
Anthony	55-49	130	164	79.2
D. Kuchcinski..	33-50	82	102	80.3
Van Sant	50-44	99	118	83.8
Zadroga	50-48	79	104	75.9
Simmons	51-24	84	98	85.7
Stinson	49-51	107	130	82.3
Griggs	53-35	67	84	79.8
Reno	50-49	115	136	84.5
Henton	52-44	82	104	78.8
Maddox	23-51	56	76	80.0
Fenicchia	51-43	61	82	74.4
Rogers	51-30	74	90	82.2
Kabel	52-34	90	106	84.9
R. Kuchcinski..	39-51	75	100	75.0
Schneider	20-50	63	86	73.2
Bruce	50-47	70	94	74.4
Craig	52-41	100	118	84.7
Dixon	51-25	72	88	81.8
Fowler	51- 9	44	52	84.6
Kaiser	38-70	70	92	76.0
Shriver	51-48	135	160	84.3
Allen	52-47	90	110	81.8
W. Kuchcinski..	52-32	63	80	78.7

Won 21 — Lost 14 2869 3586 80.0

13. FRANK STINSON, Minn. — Qual. 503

Opponent	Score	R	SP	%
Zadroga	50-32	39	58	67.2
Schneider	27-51	60	84	71.4
Martin	50-47	116	142	81.6
Fenicchia	50-35	94	112	83.9
Griggs	36-50	72	94	76.6
Focht	50-24	78	88	88.6
Baker	30-50	81	104	77.8
Manker	51-44	64	88	72.7
Maddox	40-50	111	132	84.0
Van Sant	51-21	49	60	81.6
Hohl	32-51	86	100	86.0
Kabel	47-51	85	110	77.2
Reno	52-41	96	116	82.7
Bourgeois	52-7	58	70	82.8
D. Kuchcinski..	50-44	96	116	82.7
Craig	50-30	68	82	82.9
Knisley	30-50	87	108	80.5
Rademacher ...	51-49	106	130	81.5
Steinfeldt	39-51	64	88	72.7
Wright	36-52	78	108	72.2
W. Kuchcinski..	51-8	46	54	85.2
Anthony	50-34	95	112	84.8
Vogel	50-45	83	104	79.8
Fowler	53-14	55	66	83.3
Solomon	44-50	78	104	75.0
Allen	46-51	61	88	69.3
Simmons	51-39	62	78	79.5
Shriver	27-51	59	82	71.9
Stevenson	50-30	69	84	82.1
Kaiser	41-50	80	102	78.4
Bruce	50-8	45	52	86.5
Dixon	50-32	67	86	77.9
Rogers	50-47	73	96	76.0
R. Kuchcinski..	55-48	72	94	76.6
Henton	31-51	87	108	80.5

Won 21 — Lost 14 2620 3300 79.4

14. DAVE BAKER, Mo. — Qual. 520

Opponent	Score	R	SP	%
Fowler	51-41	79	100	79.0
Vogel	29-52	67	90	74.4
Shriver	50-25	80	94	85.1
Simmons	43-52	77	102	75.4
Henton	35-52	60	84	71.4
Steinfeldt	40-54	79	104	75.9
Stinson	50-30	86	104	82.6
Focht	28-51	90	114	78.9
Zadroga	31-50	64	84	76.2
Dixon	52-37	64	80	80.0
Rademacher ...	35-54	78	100	78.0
Reno	16-50	31	52	59.6
Allen	52-20	45	60	75.0
Maddox	50-24	72	84	85.7
W. Kuchcinski..	54-30	74	90	82.2
Kabel	50-41	70	90	77.8
Rogers	46-52	69	92	75.0
Wright	50-4	47	52	90.4
Kaiser	50-31	50	76	67.6
Stevenson	44-50	44	68	66.7
Craig	50-32	76	92	82.6
R. Kuchcinski..	52-41	84	104	80.7
Hohl	12-50	62	80	77.5
Bourgeois	50-41	69	94	73.4
Bruce	52-18	61	74	82.4
Fenicchia	51-21	74	84	88.1
D. Kuchcinski..	50-48	105	126	83.3
Schneider	37-51	129	154	83.7
Martin	32-52	62	84	73.8
Manker	51-45	94	116	86.0
Knisley	44-50	98	120	81.6
Van Sant	52-22	67	78	85.9
Anthony	50-38	82	104	78.8
Solomon	52-27	58	78	74.3
Griggs	31-52	77	100	77.0

Won 20 — Lost 15 2515 3208 78.4

15. RON SIMMONS, Calif. — Qual. 536

Opponent	Score	R	SP	%
Wright	52-43	72	94	76.6
Griggs	32-50	60	84	71.4
Schneider	7-53	40	60	66.7
Baker	52-43	80	102	78.4
W. Kuchcinski..	55-25	59	80	73.7
Bruce	41-53	54	80	67.5
Fowler	44-51	90	118	76.1
Knisley	50-31	57	76	75.0
Henton	51-49	85	106	80.1
Allen	48-50	62	88	70.4
Bourgeois	51-25	45	62	72.7
Rogers	50-39	69	90	76.7
Manker	52-31	55	70	78.6
Van Sant	55-42	68	88	77.3
Craig	52-40	78	98	79.6
Solomon	19-52	72	94	76.6
Rademacher ...	24-51	75	98	76.5
Martin	36-51	95	120	79.1
Fenicchia	52-45	82	106	77.3
Anthony	50-47	64	86	74.4
Steinfeldt	27-53	65	90	72.2
Kaiser	50-41	65	90	72.2
Dixon	49-51	76	112	67.8
Hohl	31-55	64	84	76.2
Shriver	50-22	59	76	77.6
D. Kuchcinski..	11-52	57	80	71.2
Stinson	39-51	59	78	75.6
Zadroga	26-51	32	52	61.5
R. Kuchcinski..	50-16	64	72	88.9
Reno	46-54	69	96	71.9
Focht	50-42	61	80	76.2
Vogel	52-47	80	102	78.4
Kabel	51-32	74	88	84.1
Stevenson	52-20	52	60	86.6
Maddox	35-51	67	88	76.1

Won 19 — Lost 16 2306 3048 75.7

16. RALPH MADDOX, W. Va. — Qual. 536

Opponent	Score	R	SP	%
Craig	55-49	72	96	75.0
Knisley	52-35	78	94	83.0
Manker	36-50	84	108	77.7
Griggs	4-50	31	50	62.0
Fowler	52-40	60	86	69.8
R. Kuchcinski..	20-50	80	104	76.9
Allen	55-13	52	64	81.2
Anthony	51-39	94	116	81.0
Stinson	50-40	113	132	85.6
Shriver	49-52	84	108	77.1
Fenicchia	50-46	78	102	76.4
Henton	22-50	76	102	74.5
Wright	41-50	69	96	71.9
Baker	24-50	63	84	75.0
Bourgeois	52- 3	47	54	87.0
Van Sant	52-33	103	118	87.2
W. Kuchcinski..	51-42	82	104	78.8
Reno	40-52	101	124	81.4
Schneider	52-43	78	100	78.0
Solomon	51-28	100	120	83.3
Martin	18-52	51	74	68.9
Rademacher	51-23	65	76	85.5
Bruce	50-40	84	106	79.2
Steinfeldt	36-51	96	116	82.7
Kaiser	52-37	72	90	80.0
Hohl	25-50	58	76	86.8
Dixon	42-51	83	108	76.8
D. Kuchcinski..	52-43	91	110	82.7
Rogers	38-51	81	104	77.8
Zadroga	43-50	84	106	79.2
Stevenson	36-52	103	128	80.5
Kabel	50-30	57	78	73.1
Focht	25-52	85	104	81.7
Vogel	31-51	80	98	81.6
Simmons	51-35	72	88	81.8

Won 18 — Lost 17 2707 3424 79.0

17. JIM SOLOMON, Pa. — Qual. 523

Opponent	Score	R	SP	%
Rademacher	53-43	79	98	80.6
Stevenson	22-51	59	78	75.6
Fowler	50-33	58	76	76.3
Focht	31-50	79	100	79.0
R. Kuchcinski..	50-18	82	96	85.4
D. Kuchcinski..	43-50	76	96	79.2
Rogers	41-51	73	94	77.6
Kabel	52-24	87	96	90.6
Martin	19-51	100	118	84.7
Henton	52-48	108	126	85.7
Shriver	51-43	100	118	84.7
Steinfeldt	23-51	69	92	75.0
W. Kuchcinski..	52-43	75	100	75.0
Vogel	51-37	75	96	78.1
Kaiser	50-20	60	76	78.9
Simmons	52-19	82	94	87.2
Bruce	52-34	65	80	81.2
Schneider	6-51	54	76	71.0
Allen	51-29	71	90	78.9
Maddox	28-51	92	120	76.6
Manker	25-51	63	82	76.8
Dixon	50-43	65	86	75.6
Zadroga	36-51	81	104	77.8
Wright	42-53	36	66	54.9
Stinson	50-44	79	104	75.9
Craig	51-38	65	84	77.4
Reno	25-50	67	88	76.1
Bourgeois	53-41	52	76	68.4
Hohl	24-51	67	86	77.9
Fenicchia	37-51	62	86	72.1
Griggs	37-50	52	74	70.3
Anthony	52-49	87	112	77.6
Knisley	5-51	28	50	56.0
Baker	27-52	49	78	62.8
Van Sant	47-52	71	96	73.9

Won 17 — Lost 18 2468 3192 77.3

18. HUGH ROGERS, Iowa — Qual. 500

Opponent	Score	R	SP	%
Martin	31-51	102	126	80.9
Bourgeois	51-37	57	80	71.2
Hohl	21-50	36	54	72.0
Craig	47-52	74	98	75.5
Van Sant	50-48	61	82	74.4
Kabel	53-47	76	96	79.2
Solomon	51-41	76	94	80.8
Fenicchia	42-52	71	90	78.9
Vogel	52-14	62	74	83.8
Anthony	52-43	69	94	73.4
Zadroga	50-39	78	100	78.0
Simmons	39-50	65	90	72.2
Steinfeldt	34-51	71	96	73.9
Wright	51-44	86	114	75.4
Reno	29-51	68	92	73.9
Manker	32-50	62	82	75.6
Baker	52-46	69	92	75.0
Shriver	22-50	49	68	72.0
D. Kuchcinski..	25-52	44	68	64.7
Schneider	45-52	42	70	60.0
Kaiser	50-16	43	52	82.7
Griggs	50-44	76	94	80.8
Stevenson	30-52	99	132	75.0
Rademacher	30-51	67	90	74.4
Knisley	33-55	62	84	73.8
W. Kuchcinski..	51-31	66	86	76.7
Focht	42-51	99	124	79.8
Fowler	52-25	75	86	87.2
Maddox	51-38	83	104	79.8
Allen	51-46	80	110	72.7
Dixon	50-16	52	62	83.8
Henton	19-51	50	72	69.4
Stinson	47-50	73	96	76.0
Bruce	53-22	61	78	78.2
R. Kuchcinski..	39-51	63	90	70.0

Won 17 — Lost 18 2367 3120 75.9

19. GLEN HENTON, Iowa — Qual. 500

20. STAN MANKER, Ohio — Qual. 518

21. HOWARD SHRIVER, W. Va. — Qual. 504

Opponent	Score	R	SP	%	Opponent	Score	R	SP	%	Opponent	Score	R	SP	%
Reno	39-52	72	98	73.5	Vogel	31-50	61	86	70.9	Knisley	20-51	56	78	71.8
Fenicchia	40-51	52	76	68.4	Dixon	47-50	48	72	66.7	D. Kuchcinski..	25-52	70	96	72.9
Steinfeldt	36-51	103	128	80.4	Maddox	50-36	88	108	81.4	Baker	25-50	73	94	77.6
Bourgeois	51-29	54	74	73.0	Bruce	55-25	42	60	70.0	Zadroga	41-55	72	98	73.5
Baker	52-35	60	84	71.4	Martin	20-52	60	84	71.4	Stevenson	40-55	72	102	70.5
Stevenson	12-51	49	66	74.2	Allen	41-52	62	90	68.8	Wright	50-30	59	78	75.6
Van Sant	44-50	80	106	75.4	Reno	43-51	74	102	71.1	Kabel	34-50	76	98	77.5
Schneider	28-50	60	80	75.0	Stinson	44-51	62	88	70.4	Hohl	16-52	73	92	79.3
Simmons	49-51	80	106	75.4	Rademacher ...	51-43	85	110	77.2	Fenicchia	52-39	99	120	82.5
Solomon	48-52	106	126	84.1	Zadroga	41-50	71	98	72.4	Maddox	52-49	88	108	81.4
D. Kuchcinski..	46-50	107	134	79.8	Stevenson	29-52	60	88	68.2	Solomon	43-51	98	118	83.0
Maddox	50-22	85	102	83.3	Kaiser	50-25	38	54	70.4	Schneider	39-52	63	88	71.6
Martin	20-51	64	84	76.2	Simmons	31-52	48	70	68.6	Griggs	43-50	69	100	69.0
Craig	51-18	83	98	84.7	R. Kuchcinski..	52-41	70	92	76.1	Reno	40-50	81	112	72.3
Zadroga	34-50	66	90	73.3	Focht	36-51	107	132	81.0	Anthony	46-51	76	100	76.0
Wright	54-21	64	74	86.5	Rogers	50-32	68	82	82.9	Martin	20-51	64	86	74.4
Griggs	44-50	81	100	81.0	Steinfeldt	52-21	51	60	85.0	Focht	34-55	56	76	73.7
Kaiser	51-29	66	86	76.7	Van Sant	52-42	95	120	79.1	Rogers	50-22	58	68	85.3
Hohl	22-51	79	102	77.4	Kabel	52-49	99	124	79.8	Van Sant	50-16	51	62	82.2
Manker	36-50	94	118	79.6	Henton	50-36	97	118	82.2	Steinfeldt	32-52	84	108	77.7
Rademacher ...	44-52	80	104	76.9	Solomon	51-25	72	82	87.8	R. Kuchcinski..	16-52	78	102	76.4
Knisley	26-51	67	90	74.4	Hohl	9-51	55	76	72.4	Vogel	39-55	112	136	82.3
Focht	30-53	71	90	78.9	Fowler	31-50	68	92	73.9	Craig	42-52	63	82	76.8
W. Kuchcinski..	50-25	70	82	85.4	Anthony	51-46	53	72	73.6	Bruce	50-42	67	90	74.4
Anthony	52-25	61	76	80.3	D. Kuchcinski..	25-50	56	76	73.7	Simmons	22-50	51	76	67.1
Fowler	51-46	82	104	78.8	Knisley	46-52	114	138	82.6	Dixon	51- 7	49	56	87.5
Vogel	50-25	64	76	84.2	W. Kuchcinski..	51-31	68	88	77.3	Bourgeois	51-25	46	60	76.6
Kabel	53-17	60	70	85.7	Griggs	37-51	35	58	60.3	Stinson	51-27	67	82	86.8
Shriver	28-52	76	96	79.2	Shriver	38-51	83	114	72.7	Manker	51-38	89	114	78.0
R. Kuchcinski..	52-12	44	52	84.6	Baker	45-51	91	116	78.4	Henton	52-28	84	96	87.5
Rogers	51-19	60	72	83.3	Craig	52-32	62	84	73.8	W. Kuchcinski..	50-27	55	72	76.4
Bruce	50-29	49	66	74.2	Wright	35-50	66	94	70.2	Allen	54-26	58	74	78.4
Dixon	51-43	102	122	83.6	Fenicchia	50-48	78	104	75.0	Rademacher ...	48-51	133	160	83.1
Stinson	51-31	95	108	87.9	Bourgeois	54-22	43	56	76.8	Fowler	51-28	89	106	83.9
					Schneider	15-50	24	46	52.2	Kaiser	54-35	63	80	78.7
Won 16 — Lost 19		2570	3244	79.2	Won 16 — Lost 19		2354	3134	75.1	Won 15 — Lost 20		2542	3268	77.8

22. ROGER VOGEL, III. — Qual. 527

Opponent	Score	R	SP	%
Manker	50-31	68	86	79.1
Baker	52-29	74	90	82.2
Fenicchia	52-47	75	94	79.8
Van Sant	31-52	30	50	60.0
Rademacher	51-37	90	106	84.9
Dixon	20-51	42	64	65.6
W. Kuchcinski..	50-31	57	76	75.0
Griggs	24-51	50	62	80.6
Rogers	14-52	48	74	64.9
Fowler	44-50	63	90	70.0
Craig	12-51	34	58	58.6
R. Kuchcinski..	51-32	54	70	77.1
Schneider	52-43	50	72	69.4
Solomon	37-51	70	96	72.9
Wright	30-51	41	64	64.0
Anthony	32-50	69	52	75.0
Kaiser	55-36	49	74	66.2
Steinfeldt	27-50	91	112	81.2
Bourgeois	51-44	61	82	74.4
Knisley	32-53	77	98	78.5
Hohl	8-53	51	72	70.8
Shriver	55-38	115	136	84.5
Stinson	45-50	83	104	79.8
D. Kuchcinski..	49-51	82	106	77.3
Allen	54-43	59	80	73.7
Zadroga	39-50	71	94	75.5
Henton	25-50	56	76	73.7
Reno	52-47	110	132	83.3
Bruce	54-28	84	100	84.0
Martin	48-51	108	132	81.8
Kabel	46-51	95	118	80.5
Simmons	47-52	79	102	77.5
Stevenson	50-19	76	90	84.4
Maddox	51-31	87	98	88.8
Focht	3-52	57	76	75.0

Won 15 — Lost 20 2406 3126 77.0

23. MARVIN CRAIG, Ind. — Qual. 511

Opponent	Score	R	SP	%
Maddox	49-55	70	96	72.9
R. Kuchcinski..	11-51	50	70	71.4
Stevenson	39-52	89	112	79.4
Rogers	52-47	75	98	76.5
Zadroga	54-48	74	102	72.5
Kaiser	42-50	59	84	70.2
D. Kuchcinski..	49-50	102	128	79.6
Bruce	50-14	76	88	86.4
Fowler	39-51	72	94	76.6
Hohl	16-52	43	62	69.3
Vogel	51-12	47	58	81.0
W. Kuchcinski..	52-23	49	78	62.8
Kabel	52-35	61	80	76.2
Henton	18-51	74	98	75.5
Simmons	40-52	73	98	74.5
Stinson	30-50	61	82	74.4
Reno	28-50	65	84	77.4
Griggs	35-50	75	98	76.5
Focht	28-51	106	128	82.8
Dixon	50-23	51	66	77.2
Baker	32-50	68	92	73.9
Martin	17-52	64	84	76.2
Shriver	52-42	66	82	80.5
Van Sant	55-39	66	92	71.7
Steinfeldt	9-52	42	60	70.0
Solomon	38-51	61	84	72.6
Allen	54-20	57	74	77.0
Anthony	50-16	51	68	75.0
Rademacher	41-52	95	118	80.5
Knisley	21-51	73	90	81.1
Manker	32-52	57	84	67.8
Bourgeois	50-19	47	64	73.4
Schneider	50-26	60	76	78.9
Fenicchia	50-44	84	106	79.2
Wright	51-19	63	76	82.9

Won 15 — Lost 20 2326 3054 76.1

24. HAROLD ANTHONY, Ohio — Qual. 524

Opponent	Score	R	SP	%
Kaiser	45-51	47	70	67.1
Kabel	53-27	59	76	77.6
W. Kuchcinski..	50-49	81	106	76.4
Stevenson	18-50	42	66	63.6
Bruce	52-48	64	90	71.1
Zadroga	36-50	57	80	71.2
R. Kuchcinski..	36-50	69	92	75.0
Maddox	39-51	90	116	77.5
Steinfeldt	50-37	88	104	84.6
Rogers	43-52	66	94	70.2
Allen	54-44	87	108	80.5
Hohl	32-51	66	88	75.0
Rademacher	49-55	131	164	79.8
Focht	51-19	50	58	86.2
Shriver	51-46	78	100	78.0
Vogel	50-32	76	92	82.6
Dixon	51-32	58	76	76.3
Fenicchia	55-20	58	68	85.3
Fowler	52-34	46	66	69.7
Simmons	47-50	64	86	74.4
Schneider	52-40	69	94	73.4
Stinson	34-50	90	112	80.3
Reno	26-55	55	80	68.7
Manker	46-51	52	72	72.2
Henton	25-52	53	76	69.7
Wright	50-28	51	66	77.2
Martin	14-50	38	64	59.3
Craig	16-50	44	68	64.7
D. Kuchcinski..	42-50	72	98	73.5
Bourgeois	50-37	62	82	75.6
Van Sant	51-37	60	78	76.9
Solomon	49-52	88	112	78.5
Baker	38-50	78	104	75.0
Griggs	34-51	65	86	75.6
Knisley	48-50	106	128	82.8

Won 15 — Lost 20 2360 3120 75.6

25. WILBUR KABEL, Ohio — Qual. 533

Opponent	Score	R	SP	%
Bourgeois	39-50	51	80	63.7
Anthony	27-53	49	76	64.5
Wright	50-23	52	68	76.5
Knisley	11-55	48	72	66.7
Allen	46-52	83	116	71.5
Rogers	47-53	74	96	77.1
Shriver	50-34	82	98	83.7
Solomon	24-52	78	96	81.2
Dixon	51-40	81	104	77.8
Kaiser	51-12	42	52	80.8
Schneider	30-52	84	104	80.7
Stinson	51-47	87	110	79.0
Craig	35-52	56	80	82.5
Griggs	46-50	73	96	76.0
Fenicchia	50-42	61	82	74.4
Baker	41-50	68	90	75.5
Fowler	50-18	39	48	81.2
Zadroga	32-51	97	122	79.5
Manker	49-52	98	124	79.0
Van Sant	52-28	78	92	84.4
Reno	39-50	66	88	75.0
W. Kuchcinski..	50-10	44	54	81.4
R. Kuchcinski..	50-39	58	82	70.7
Martin	20-50	62	84	73.8
Rademacher	34-52	83	106	77.3
Steinfeldt	49-50	104	128	81.2
Bruce	50-14	47	56	83.9
Hohl	45-52	91	112	81.2
Henton	55-38	90	104	86.5
D. Kuchcinski..	32-52	102	128	79.6
Vogel	51-46	97	118	82.2
Maddox	30-50	53	78	67.9
Simmons	32-51	66	88	75.0
Focht	19-51	78	100	78.0
Stevenson	51-15	66	78	84.6

Won 14 — Lost 21 2488 3210 77.5

26. RON KUCHCINSKI, Pa. — Qual. 500

Opponent	Score	R	SP	%
Steinfeldt	29-51	61	86	70.9
Craig	51-11	64	70	91.4
D. Kuchcinski..	47-52	73	96	76.0
Wright	51- 9	37	46	80.0
Solomon	18-50	72	96	75.0
Maddox	50-20	89	104	85.5
Anthony	50-36	74	92	80.4
Bourgeois	51-29	55	72	76.4
Focht	30-52	77	98	78.5
Knisley	34-51	82	106	77.3
Reno	48-50	69	92	75.0
Vogel	32-51	46	70	65.7
Hohl	20-55	52	76	68.4
Manker	41-52	68	92	73.9
Martin	21-52	85	104	81.7
Schneider	51-18	48	58	82.7
Van Sant	49-52	92	124	74.1
Allen	50-29	52	66	78.8
Zadroga	41-52	63	88	71.6
Fenicchia	51-18	52	62	83.8
Shriver	52-16	89	102	87.2
Baker	41-52	81	104	77.8
Kabel	39-50	52	82	63.4
Kaiser	50-48	59	84	70.2
Griggs	50-40	60	80	75.0
Rademacher	51-39	79	100	79.0
Stevenson	33-52	61	82	74.4
W. Kuchcinski..	51-36	75	104	72.1
Simmons	16-50	53	72	73.6
Fowler	11-51	37	60	61.6
Henton	12-52	31	52	59.6
Bruce	26-51	33	66	50.0
Dixon	34-54	31	60	51.6
Stinson	48-55	70	94	74.4
Rogers	51-39	67	90	74.4

Won 14 — Lost 21 2189 2930 74.7

27. FLOYD FOWLER, Ind. — Qual. 509

Opponent	Score	R	SP	%
Baker	41-51	72	100	72.0
Reno	12-52	51	72	70.8
Solomon	33-50	54	76	71.0
Martin	35-51	81	102	79.4
Maddox	40-52	57	86	66.3
Schneider	32-51	102	128	79.6
Simmons	51-44	92	118	77.9
Zadroga	44-50	95	118	80.5
Craig	51-39	76	94	80.8
Vogel	50-44	66	90	73.3
Knisley	25-50	100	122	81.9
Bourgeois	51-33	40	64	62.5
Van Sant	51-29	60	80	75.0
Steinfeldt	22-50	42	66	63.6
Griggs	52- 3	47	54	87.0
Hohl	15-50	80	98	81.6
Kabel	18-50	30	48	62.5
Bruce	51-43	55	78	70.5
Anthony	34-52	40	66	60.6
D. Kuchcinski..	11-50	65	86	75.6
Dixon	51-34	70	90	77.8
Stevenson	37-51	75	102	73.5
Manker	50-31	73	92	79.3
Stinson	14-53	43	66	65.1
Focht	39-50	65	90	72.2
Henton	46-51	80	104	76.9
Wright	49-52	71	102	69.7
Rogers	25-52	66	86	76.7
Fenicchia	50-37	69	90	76.7
R. Kuchcinski..	51-11	50	60	83.3
Rademacher	9-51	29	52	55.8
W. Kuchcinski..	52-33	50	70	71.4
Kaiser	50-21	58	76	76.3
Shriver	28-51	81	106	76.4
Allen	52-33	69	88	78.4

Won 14 — Lost 21 2254 3020 74.6

28. STEVE FENICCHIA, N. Y. — Qual. 516

Opponent	Score	R	SP	%
Stevenson	39-50	61	82	74.4
Henton	51-40	57	76	75.0
Vogel	47-52	73	94	77.6
Stinson	35-50	90	112	80.3
Hohl	12-52	47	68	69.1
W. Kuchcinski..	44-51	63	90	70.0
Steinfeldt	27-52	80	102	78.4
Rogers	52-42	74	90	82.2
Shriver	39-52	95	120	79.1
Martin	21-52	60	80	75.0
Maddox	46-50	77	102	75.4
Allen	46-50	50	76	65.8
Focht	18-50	40	60	66.7
Dixon	51-40	71	90	78.9
Kabel	42-50	57	82	69.5
Bruce	31-51	65	86	75.6
D. Kuchcinski..	39-50	74	100	74.0
Anthony	20-55	46	68	67.6
Simmons	45-52	80	106	75.4
R. Kuchcinski..	18-51	42	62	67.7
Knisley	36-52	36	56	64.3
Zadroga	50-26	87	104	83.7
Rademacher ...	43-51	59	82	71.9
Griggs	50-42	68	86	79.1
Reno	22-52	89	116	76.7
Baker	21-51	63	84	75.0
Kaiser	52-29	46	64	71.8
Van Sant	51-46	50	70	71.4
Fowler	37-50	66	90	73.3
Solomon	51-37	66	86	76.7
Wright	52-35	57	74	77.0
Schneider	50-29	81	96	84.4
Manker	48-50	77	104	74.0
Craig	44-50	83	106	78.3
Bourgeois	51-34	64	82	78.0

Won 11 — Lost 24 2294 3046 75.3

29. DELBERT WRIGHT, Ind. — Qual. 509

Opponent	Score	R	SP	%
Simmons	43-52	69	94	73.4
Bruce	50-33	52	78	66.7
Kabel	23-50	43	68	63.2
R. Kuchcinski..	9-51	24	46	52.2
Ren	15-52	50	68	73.5
Shriver	30-50	55	78	70.5
Zadroga	20-51	50	72	69.4
Dixon	32-52	59	82	71.9
W. Kuchcinski..	45-50	84	108	77.7
D. Kuchcinski..	19-50	41	60	68.3
Focht	40-52	57	78	73.1
Rademacher ...	52-37	71	90	78.9
Maddox	50-41	71	96	73.9
Rogers	44-51	85	114	74.5
Vogel	51-30	48	64	75.0
Henton	21-54	54	74	73.0
Martin	30-50	63	84	75.0
Baker	4-50	32	52	61.5
Stevenson	17-52	60	86	69.8
Stinson	52-36	87	108	80.6
Van Sant	50-25	62	78	79.5
Steinfeldt	26-51	80	106	75.4
Allen	54-46	55	76	72.4
Solomon	53-42	42	66	63.6
Hohl	18-54	49	68	72.0
Anthony	28-50	45	66	68.2
Fowler	52-49	72	102	70.5
Knisley	46-51	85	112	75.8
Kaiser	36-54	61	86	70.9
Griggs	29-51	48	72	66.7
Fenicchia	35-52	50	74	67.6
Manker	50-35	72	94	76.6
Bourgeois	51-25	47	66	71.2
Schneider	28-51	44	66	66.7
Craig	19-51	54	76	71.0

Won 11 — Lost 24 2021 2808 72.0

30. DALE DIXON, Iowa. Qual. 499

Opponent	Score	R	SP	%
D. Kuchcinski..	33-50	46	68	67.6
Manker	50-47	49	72	68.0
Reno	43-50	74	98	75.5
Schneider	26-52	49	72	68.0
Knisley	45-55	70	94	74.4
Vogel	51-20	52	64	81.2
Griggs	23-52	80	104	76.9
Wright	52-32	66	82	80.5
Kabel	40-51	78	104	75.0
Baker	27-52	60	80	75.0
Steinfeldt	27-55	74	98	75.5
Stevenson	36-50	53	74	70.6
Zadroga	12-54	43	64	67.2
Fenicchia	40-51	68	90	75.5
Hohl	16-51	48	66	72.7
Bourgeois	32-50	60	84	71.4
Anthony	32-51	52	76	68.4
W. Kuchcinski..	51-46	63	88	71.6
Martin	24-50	68	90	75.5
Craig	23-50	41	66	62.1
Fowler	34-51	64	90	71.1
Solomon	43-50	64	86	74.4
Simmons	51-49	76	112	67.8
Allen	45-52	60	90	66.7
Van Sant	51-46	52	78	66.7
Shriver	7-51	35	56	62.5
Maddox	51-42	85	108	78.7
Kaiser	52-43	58	84	69.0
Focht	14-53	38	60	63.3
Rademacher ...	25-51	63	88	71.6
Rogers	16-50	41	62	66.1
Stinson	32-50	62	86	72.1
R. Kuchcinski..	54-34	38	60	63.3
Henton	43-51	100	122	81.9
Bruce	53-41	68	88	77.3

Won 10 — Lost 25 2098 2904 72.2



Above — Mrs. Lorraine Thomas, Lockport, New York, winner of Ladies World title.




Top five, left to right, Elmer Hohl, Jim Carl Steinfeldt. — (Tom Blake Photo)

All photos
by Tom Blake

Rademacher and R. Kuchcinski receive improvement awards from Pres. Dykes.




Caroline Wright Truman, Columbia City, Indiana 1968 Girls World Champion






...isley, Danny Kuchinski, Ray Martin, and



Above — Francis Winetrou of Washington, Intermediate Champion



Below — Farron Eiseman, Riverton, Wyoming, World Junior Champion, 1967-68



31. TED ALLEN, Colo. — Qual. 509

Opponent	Score	R	SP	%
Griggs	46-50	76	104	73.0
Zadroga	37-52	66	90	73.3
Van Sant	15-50	68	90	75.5
Reno	44-53	67	92	72.8
Kabel	52-46	85	116	73.2
Manker	52-41	66	90	73.3
Maddox	13-55	38	64	59.4
D. Kuchcinski..	33-52	54	76	71.0
Bourgeois	53-18	43	58	74.1
Simmons	50-48	62	88	70.4
Anthony	44-54	83	108	76.8
Fenicchia	50-46	50	76	65.8
Baker	20-52	35	60	58.3
Martin	7-50	49	72	68.0
Knisley	16-50	49	68	72.0
Steinfeldt	22-50	64	84	76.2
Stevenson	12-52	37	58	63.8
R. Kuchcinski..	29-50	45	66	68.2
Solomon	29-51	64	90	71.1
Hohl	23-50	67	90	74.4
Bruce	50-34	51	72	70.8
Focht	49-52	86	110	78.1
Wright	46-54	52	76	68.4
Dixon	52-45	61	90	67.8
Vogel	43-54	57	80	71.2
Stinson	51-46	64	88	72.7
Craig	20-54	47	74	63.5
Henton	17-53	48	70	68.6
Schneider	24-51	56	78	71.8
Rogers	46-51	80	110	72.7
Kaiser	50-33	47	68	69.1
Shriver	26-54	48	74	66.7
W. Kuchcinski..	51-16	41	54	75.9
Rademacher	47-52	88	110	80.0
Fowler	33-52	63	88	71.6

Won 10 — Lost 25 2057 2882 71.4

32. KARL VAN SANT, Ind. — Qual. 522

Opponent	Score	R	SP	%
W. Kuchcinski..	47-54	69	96	71.9
Focht	54-39	81	100	81.0
Allen	50-15	80	90	88.9
Vogel	52-31	37	50	74.0
Rogers	48-50	62	82	75.6
Hohl	21-50	71	92	77.2
Henton	50-44	84	106	79.2
Stevenson	34-52	68	96	70.8
Reno	29-52	78	98	79.6
Stinson	21-51	40	60	66.7
Kaiser	50-40	59	76	77.6
Martin	18-51	49	70	70.0
Fowler	29-51	54	80	67.5
Simmons	42-55	61	88	69.3
Rademacher	44-50	98	118	83.0
Maddox	33-52	96	118	81.3
R. Kuchcinski..	52-49	92	124	74.1
Manker	42-52	93	120	77.5
Shriver	16-50	40	62	64.5
Kabel	28-52	70	92	76.1
Wright	25-50	55	78	70.5
Bruce	50-48	84	112	75.0
D. Kuchcinski..	24-51	53	76	69.7
Craig	39-55	63	92	68.5
Dixon	46-51	52	78	66.7
Bourgeois	52-30	38	54	70.4
Zadroga	27-54	52	80	65.0
Fenicchia	46-51	49	70	70.0
Steinfeldt	16-50	73	96	76.0
Schneider	21-52	51	76	67.1
Anthony	37-51	56	78	71.8
Baker	22-52	57	77	73.1
Griggs	45-50	60	80	75.0
Knisley	34-51	63	84	75.0
Solomon	52-47	73	96	76.0

Won 9 — Lost 26 2261 3046 74.2

33. WESLEY KUCHCINSKI, Pa. — Qual. 507

Opponent	Score	R	SP	%
Van Sant	54-47	72	96	75.0
Martin	31-53	71	98	72.4
Anthony	49-50	81	106	76.4
Steinfeldt	24-53	59	82	71.9
Simmons	25-55	49	80	61.2
Fenicchia	51-44	65	90	72.2
Vogel	31-50	50	76	65.8
Reno	14-50	42	62	67.7
Wright	50-45	86	108	79.6
Focht	20-52	66	94	70.2
Griggs	24-52	60	88	68.2
Craig	23-52	41	78	52.6
Solomon	43-52	73	100	73.0
Hohl	0-51	13	30	43.3
Baker	30-54	67	90	74.4
D. Kuchcinski..	41-52	102	128	79.6
Maddox	42-51	80	104	76.9
Dixon	46-51	61	88	69.3
Knisley	10-55	46	66	69.7
Zadroga	32-50	78	108	72.2
Stinson	8-51	32	54	59.2
Kabel	10-50	32	54	59.2
Schneider	33-50	65	92	70.6
Henton	25-50	62	82	75.6
Stevenson	48-53	78	102	76.4
Rogers	31-51	60	86	69.8
Manker	31-51	64	88	72.7
W. Kuchcinski..	36-51	74	104	71.1
Bourgeois	50-13	52	64	81.2
Bruce	52-49	74	96	77.1
Shriver	27-50	48	72	66.7
Fowler	33-52	44	70	62.8
Allen	16-51	31	54	57.4
Kuchcinski	52-47	65	90	72.2
Rademacher	32-52	57	80	78.7

Won 6 — Lost 29 2100 2960 70.9

34. DON KAISER, Mich. — Qual. 505

Opponent	Score	R	SP	%
Anthony	51-45	49	70	70.0
Hohl	6-51	23	44	52.2
Griggs	37-50	54	82	65.9
D. Kuchcinski..	8-55	24	48	50.0
Focht	21-54	29	52	55.8
Craig	50-42	61	84	72.6
Stevenson	35-54	61	90	67.8
Steinfeldt	19-50	36	58	62.1
Schneider	42-50	64	90	71.1
Kabel	12-51	28	52	53.8
Van Sant	40-50	56	76	73.7
Manker	25-50	31	54	57.4
Knisley	16-51	48	74	64.9
Zadroga	25-50	45	68	66.2
Solomon	20-50	48	76	63.2
Reno	7-52	40	60	66.7
Vogel	36-55	43	74	58.1
Henton	29-51	60	86	75.0
Baker	31-50	43	76	56.6
Martin	5-50	21	42	50.0
Rogers	16-50	32	52	61.5
Simmons	41-50	62	90	68.9
Bourgeois	50-34	46	64	71.8
R. Kuchcinski..	48-50	59	84	70.2
Maddox	37-52	67	90	74.4
Bruce	46-55	51	80	63.7
Fenicchia	29-52	39	64	60.9
Dixon	43-52	55	84	65.5
Wright	54-36	65	86	75.6
Stinson	50-41	82	102	80.4
Allen	33-50	42	68	61.8
Rademacher ...	38-51	66	92	71.7
Fowler	21-50	48	76	63.2
W. Kuchcinski..	47-52	63	90	70.0
Shriver	35-54	54	80	67.5

Won 5 — Lost 30 1695 2558 66.2

35. CLAIR BRUCE, Pa. — Qual. 499

Opponent	Score	R	SP	%
Hohl	32-50	50	72	69.4
Wright	33-50	46	78	59.0
Zadroga	35-50	57	78	73.1
Manker	25-55	34	60	56.6
Anthony	48-52	62	90	68.9
Simmons	53-41	57	80	71.2
Knisley	30-51	64	88	72.7
Craig	14-50	65	88	73.9
Stevenson	41-51	65	90	72.2
Griggs	37-51	82	108	75.9
Martin	20-50	62	84	73.8
Focht	4-51	25	46	54.3
D. Kuchcinski..	29-54	55	78	70.5
Schneider	27-50	48	72	66.7
Steinfeldt	16-52	48	72	66.7
Fenicchia	51-31	71	86	82.5
Solomon	34-52	59	80	73.7
Fowler	43-51	53	78	67.9
Reno	26-50	33	56	58.9
Bourgeois	44-50	51	74	68.9
Allen	34-50	46	72	63.9
Van Sant	48-50	86	112	76.7
Maddox	40-50	83	106	78.3
Shriver	42-50	63	90	70.0
Baker	18-52	49	74	66.2
Kaiser	55-46	55	80	68.7
Kabel	14-50	35	56	62.5
Rademacher ...	47-50	70	94	74.4
Vogel	28-54	74	100	74.0
W. Kuchcinski..	49-52	72	96	75.0
Stinson	8-50	33	52	63.5
R. Kuchcinski..	51-26	45	66	68.2
Henton	29-50	41	66	62.1
Rogers	22-53	51	78	65.4
Dixon	41-53	65	88	73.9

Won 4 — Lost 31 1955 2788 70.1

36. HENRY BOURGEOIS, R. I. — Qual. 513

Opponent	Score	R	SP	%
Kabel	50-39	56	80	70.0
Rogers	37-51	54	80	67.5
Focht	28-52	46	72	63.9
Henton	29-51	46	74	62.2
D. Kuchcinski..	29-51	57	86	66.3
Rademacher ...	34-52	78	104	75.0
Hohl	13-51	41	62	66.1
R. Kuchcinski..	29-51	49	72	68.0
Allen	18-53	32	58	55.1
Steinfeldt	14-52	30	52	57.7
Simmons	25-51	36	62	58.0
Fowler	33-51	36	64	56.2
Stevenson	8-50	21	42	50.0
Stinson	7-52	45	70	64.3
Maddox	3-52	31	54	57.4
Dixon	50-32	66	84	78.6
Zadroga	24-51	48	74	64.9
Knisley	19-51	31	50	62.0
Vogel	44-51	59	82	71.9
Bruce	50-44	55	74	74.3
Griggs	23-50	49	74	66.2
Reno	27-50	43	70	61.4
Kaiser	34-50	39	64	60.9
Baker	41-50	66	94	70.2
Martin	3-51	20	40	50.0
Van Sant	30-52	31	54	57.4
Shriver	25-51	38	60	63.3
Solomon	41-53	48	76	63.2
W. Kuchcinski..	13-50	41	64	64.0
Anthony	37-50	58	82	70.7
Schneider	30-50	32	60	53.3
Craig	19-50	38	64	59.3
Wright	25-51	41	66	62.1
Manker	22-54	33	56	58.9
Fenicchia	34-51	58	82	70.7

Won 3 — Lost 32 1552 2402 64.6

Roy Smith Captures Class B

Roy Smith of Muskegon, Mich. took top honors in Class B by a single point when he defeated Glen Riffle of Ohio 50-49 in a thrill packed play-off.

The entire class was evenly matched and all eight in the finals averaged better than 70% ringers.

Riffle had defeated Bernard Herfurth of Mass. in a special play-off to enter the finals at the conclusion of group play. Two other New England players, Sherm Green of Connecticut and Charles Richardson of Massachusetts also lost a spot in the finals after ending group play in a four way tie with Clyde Martz and Carl Young.

CLASS B FINALS

	W	L	R	SP	%
Roy Smith, Muskegon, Mich.	5	2	420	536	78.3
Glenn Riffle, Dayton, O.	5	2	377	510	73.9
Clyde Martz, Pittsburgh, Penna.	4	3	449	584	71.9
Floyd Toole, Little Rock, Ark.	4	3	396	546	72.5
Carl Young, Columbus, O.	4	3	394	562	70.1
Ansil Copeland, Akron, O.	3	4	402	554	72.5
Andy Paglarini, Hibbing, Minn.	2	5	386	540	71.4
Jim Ostrander, Lansing, Mich.	1	6	376	532	70.7

PRELIMINARY PLAY

GROUP 1

	W	L	%
R. Smith, Mich.	7	0	77.1
G. Riffle, Ohio	5	2	71.2
B. Herfurth, Mass.	5	2	67.9
G. Maison, Mich.	3	4	68.4
J. Lenard, Mich.	3	4	60.3
K. C. Bettisworth, Ill.	3	4	61.4
R. Cote, N. H.	2	5	49.7
D. Kuchcinski, Penna.	0	7	55.1

GROUP 3

	W	L	%
A. Paglarini, Minn.	7	0	77.5
F. Toole, Ark.	6	1	81.5
G. Sebring, Penna.	4	3	67.0
H. Wolfe, Ohio	4	3	64.0
N. Vogel, Ill.	3	4	64.2
B. Doyle, Conn.	2	5	53.5
M. Jones, Calif.	1	6	57.9
D. MacDonell, Conn.	1	6	57.8

GROUP 2

	W	L	%
J. Ostrander, Mich.	6	1	73.9
A. Copeland, Ohio	6	1	72.6
A. Holter, Minn.	4	3	70.3
A. Lord, Maine	4	3	64.8
J. Kuchcinski, Penna.	4	3	64.8
C. Bestul, Wis.	3	4	65.3
E. Winston, Mo.	2	5	66.4
B. Parker, N. Y.	0	7	50.5

GROUP 4

	W	L	%
C. Martz, Penna.	5	2	73.5
C. Young, Ohio	5	2	73.0
S. Green, Conn.	5	2	69.6
C. Richardson, Mass.	5	2	67.3
D. Kaddy, Mass.	4	3	66.8
L. Prouty, Vermont	2	5	68.0
T. Earley, N. Y.	1	6	60.0
A. Whitaker, Mass.	1	6	57.8

HAL LIEBER TROPHY SHOPS

Designers and Creators of NHPA Trophies

An NHPA Associate Member

QUALITY TROPHIES — LOW PRICES — PROMPT SERVICE

Prices include engraving and insured shipping costs.

Send for free illustrated catalog.

Place orders through:

NHPA Secretary: Bob Pence, 341 Polk St., Gary, Ind. 46402

Class C Honors To Abe Austin

Abe Austin of Oak Park, Ill. took top honors in a very closely contested Class C of the World Tourney Men's division.

He lost his opening game of the finals to Bob Dean of Virginia but won all the remaining six tilts.

Former Junior champ Gary Roberts placed 2nd, but had the highest ringer percentage.

Walt Wilhoite of Indiana, Gary Roberts of Ohio, Bob Dean of Virginia and Walt Pelitz of New Hampshire won spots in the finals in special play-offs as a result of ties in the group play. Ed Lockwood of New York, John Reno of Ohio, Phil Smith of Maine and Marshall Barrett of New Hampshire were eliminated in these play-offs.

CLASS C FINALS


	W	L	R	SP	%
Abe Austin, Oak Park, Ill.	6	1	334	520	64.2
Gary Roberts, Lucasville, Ohio	5	2	296	436	67.8
Clint Simmons, Oxford, Me.	5	2	302	470	64.2
Don Weik, Morris, Conn.	4	3	328	498	65.8
Walt Wilhoite, Lebanon, Ind.	4	3	318	492	64.6
Bob Dean, McGaheysville, Va.	3	4	327	498	65.6
Walt Pelitz, Charlestown, N. H.	1	6	309	502	61.5
Bob Lavalleur, Bradenton, Fla.	0	7	228	420	54.3

The OHIO SHOE with its stake holding qualities PLUS its perfect balance gives the control needed for those extra ringers that would have otherwise spun off.

by the original producers
of a steel drop-forged
pitching shoe.

. . .

Furnished in
Soft or Medium —
Also Soft with
Special Hardened
Caulks



Write TODAY for prices

OHIO HORSESHOE COMPANY

P. O. BOX 5801

COLUMBUS, OHIO 43221

OR STAN MANKER, RT. 1, MARTINSVILLE, OHIO 45146

Class C Honors — (Continued)**PRELIMINARIES**

GROUP 1				GROUP 2			
	W	L	%		W	L	%
E. Lockwood, N. Y.	6	1	69.6	D. Weik, Conn.	7	0	69.4
B. Dean, Virginia	6	1	69.2	C. Simmons, Me.	6	1	63.3
W. Pelitz, N. H.	6	1	58.6	M. Merritt, Mass.	5	2	70.7
B. Morris, Penna.	3	4	60.9	L. Frederickson, Minn.	3	4	60.7
H. Garlie, Wis.	3	4	55.3	G. Rademacher, Fla.	3	4	58.2
Ralph Dykes, Ill.	3	4	48.2	L. Saltus, Mass.	2	5	56.5
L. Makle, Canada	1	6	47.7	R. Swackhammer, N. Y.	2	5	53.1
P. Drowne, Mass.	0	7	47.9	J. Malvern, Wash.	0	7	40.6
GROUP 3				GROUP 4			
	W	L	%		W	L	%
B. Lavalleur, Fla.	6	1	64.5	A. Austin, Ill.	6	1	68.4
P. Smith, Me.	5	2	57.4	G. Roberts, Ohio	5	2	67.6
W. Wilhoite, Ind.	5	2	56.8	J. Reno, Ohio	5	2	59.6
M. Barrett, N. H.	5	2	55.1	M. Tessier, Mass.	4	3	62.9
D. Pickering, N. H.	3	4	53.5	B. McNalley, Calif.	4	3	62.0
A. Rousseau, Mass.	2	5	54.8	H. Winter, N. H.	3	4	57.2
H. Swedburg, Mass.	2	5	46.6	W. Gullickson, N. D.	1	6	54.0
L. Croteau, N. H.	0	7	43.4	H. Filzen, Minn.	0	7	46.0

R. B. Howard Receives Award At Ohio Elections Conference

Secretary of State Ted W. Brown made a surprise award at the main luncheon during his annual Summer Conference on Elections in Cleveland, Ohio, the latter part of July.

A plaque was presented to Raymond B. Howard, of London, for outstanding service to Secretary of State Brown and the eighty-eight county Boards of Elections. Mr. Howard has been Secretary Brown's Executive Assistant since 1951.

Ray Howard is a past-President of the National Editorial Association and is a former newspaper executive and publisher.

Mr. Howard is also a former editor of the old "Horseshoe World," published about 20 years ago.

Sam Bartram Tournament Won By Doyle At New Canaan, Conn.

CLASS A

	W	L	%		W	L	%
W. Doyle	4	1	47.4	C. Donofrio	3	2	52.1
N. Rioux	3	2	54.4	W. King	3	2	50.0
L. Lang	3	2	52.9	N. Cerretani	0	5	41.3

CLASS B — T. Partridge, 6-1-50.0; M. Anderson, 5-2-49.0; R. Hensen, 5-2-48.8; V. Tierney, 5-2-48.7; J. Cerretani, Jr., 3-4-37.1; J. Blomquist, 2-5-43.9; V. Williams, 2-5-34.3; H. Christensen, Sr., 0-7-28.5.

CLASS C — A. Bezok, 5-0-34.0; R. Burgess, 4-1-25.0; J. Swartz, 3-2-30.3; M. Beatty, 2-3-26.8; A. Towne, 1-4-19.6; C. Hull, 0-5-18.5.

Other tournament results will appear in the October issue

Wyoming Boy Wins Second Junior Crown

Farron Eisemann of Riverton, Wyo. with the deadly flip-flop pitch won his second consecutive World Junior title with a clean sweep of his seven games and a record ringer percentage of 78.5 in a tourney which saw all time records fall like autumn leaves.

It took a ringer average of 66.1 for lefthanded Gene Bussard of Indiana to edge Jim Malvern of Seattle, Wash. for the Class B title. Norm Smith of Dimondale, Mich. posted an average of 61.0 to annex Class C.

The crowd pleaser was the Class E play-off between two nine year old Smith boys from Michigan, Billy of Dimondale and Jimmy of Muskegon. Billy won the game which was viewed nationwide on CBS Saturday News TV.

Former champ Mark Seibold of Huntington, Ind. placed 3rd and set records of 410 ringers and 152 doubles in his seven games. His 26 consecutive ringers and Billy Labrosse's 530 shoes pitched were also new records.

The Seibold-Eiseman game produced two records, four consecutive "four deads" and a combined ringer average of 79.15.

Southpaw Bill Holland of Indianapolis took second place honors and his 50-48 win over Seibold set a total of eleven all time records. Holland tossed 85 ringers including 35 doubles, both being new marks for a winning player. Seibold hit 84 ringers, 29 doubles and a ringer average of 76.3, records for a losing player. The game went 110 shoes with 169 ringers, 64 doubles, 138 cancelled ringers and 19 "four deads," all of which were new records.

CLASS A

	W	L	R	SP	%
Farron Eisemann, Riverton, Wyo.	7	0	358	456	78.5
Billy Holland, Indianapolis, Ind.	6	1	393	526	74.7
Mark Seibold, Huntington, Ind.	5	2	410	524	78.2
Fred Smith, Jr., Dimondale, Mich.	3	4	337	504	66.8
Dennis Riffle, Dayton, Ohio	3	4	291	458	63.5
Billy LaBrosse, Hibbing, Minn.	2	5	350	530	66.0
John Bennett, Mays Landing, N. J.	1	6	254	458	55.4
Mike Pickering, Keene, N. H.	1	6	217	392	55.3

CLASS B

	W	L	%
G. Bussard, Ind.	5	0	66.1
J. Malvern, Wash.	4	1	66.0
J. Anthony, Ohio	3	2	55.4
S. LaBrosse, Minn.	2	3	41.2
D. Bestul, Wis.	1	4	37.0
P. Seibold, Ind.	0	5	37.0

CLASS C

	W	L	%
N. Smith, Mich.	5	0	61.0
D. McIlvene, N. H.	4	1	44.9
J. LaBrosse, Minn.	3	2	44.8
T. Kuchinski, Pa.	1	4	38.0
J. Kaddy, Mass.	1	4	32.3
K. Croteau, N. H.	1	4	23.4

CLASS D

	W	L	%
G. Castor, N. H.	5	0	30.9
D. Wellington, N. H.	3	2	29.5
B. Pickering, N. H.	3	2	26.8
K. Caster, N. H.	2	3	27.9
C. Flagg, N. H.	1	4	29.1
C. Narault, Mass.	1	4	22.5

CLASS E

	W	L	%
B. Smith, Mich.	5	1	35.1
J. Smith, Mich.	4	2	33.2
R. Gullickson, Minn.	3	2	27.3
B. Lampron, N. H.	2	3	32.2
J. Clark, N. H.	1	4	21.5
M. Patenaude, Me.	1	4	20.7

CLASS F — Brian Graf (N. H.) 5-0-28.2; Dave Smith (Mich.) 4-1-21.8; Art Dow (Conn.) 3-2-21.4; Doug Riffle (Ohio) 2-3-17.5; Dave Christensen (Conn.) 1-4-11.0.

1969 WORLD TOURNAMENT

Specific dates for the 1969 World Tournament at Glenwood Park, Erie, Pa., will be announced in the October issue.

Paxton Wins His Third Senior Title

John Paxton of Ottumwa, Iowa won the Senior Division of the World Tournament for the third straight year, defeating a fellow Hawkeye, Harry Page, 52-11 in a play-off after the two had tied in round robin play.

Ray Miller of Ohio placed 3rd and set a new single game record for ringers with 67 against Roy Whittemore of Maine.

Paxton's only loss was to Virgil Huffman of Indiana, 50-39.

Roy Gravink of New York won Class B without loss of a game.

CLASS A


	W	L	%
J. Paxton, Iowa	6	1	65.4
H. Page, Iowa	5	2	63.3
R. Miller, Ohio	4	2	65.4
V. Huffman, Indiana	4	2	61.4
R. Whittemore, Maine	2	4	57.7
H. Franke, Illinois	1	5	57.7
R. Hitchcock, Ohio	0	6	46.1

CLASS B

	W	L	%
R. Gravink, New York.....	5	0	38.1
L. Peary, Florida	3	2	42.4
E. Ryner, Illinois	3	2	39.3
R. Crawford, Iowa	2	3	25.0
Ed Herzog, Mass.	1	4	32.2
H. Kemp, Florida	1	4	30.0



John Paxton, Ottumwa, Iowa 1968 Senior Champion



Mary Lee, 12 year old, Brooklyn, N.Y., placed 3rd in Girls' Class B.

Hoosier Wins Girl's Division

Carolyn Wright Truman of Columbia City, Ind., a bride of less than a month, captured the Girl's title when she emerged victor in a three-way play-off.

She defeated Dolores Ducharme of Easthampton, Mass. 51-34 in the play-off. Dolores placed 2nd and defending champ Bonita Seibold of Indiana took 3rd. The three had tied for first in the round robin play.

The new champion established a qualifying record of 33 ringers and 109 points in her 50 shoes.

Trudy Lucius of the local Keene club won Class B. Pat Thomas, daughter of the new Women's champ, took Class B 2nd place while a 12 year old Oriental girl, Mary Lee of Brooklyn, N. Y., who pitched the Men's distance of 40 feet was 3rd.

CLASS A

	W	L	%
C. Truman, Ind.	5	1	48.7
D. Ducharme, Mass.	5	2	38.0
B. Seibold, Ind.	4	2	40.0
D. Pickering, N. H.	2	3	31.7
P. Smith, Mich.	1	4	31.7
B. Sebring, Pa.	0	5	18.0

CLASS B

	W	L	%
T. Lucius, N. H.	4	1	13.3
P. Thomas, N. Y.	3	2	20.2
M. Lee, N. Y.	3	2	20.0
L. Smith, Mich.	3	2	15.1
D. Solomon, Pa.	1	4	11.1
J. Reno, Ohio	1	4	10.0

World Tournament Notes

Playing conditions at the 1968 World Tourney in Keene were near perfect. This was reflected in the high ringer percentages posted in all divisions.

Credit must be given the Keene Horseshoe Club for its excellent preparations. The club was absolutely perfect and the groundskeeping crew headed by Larry Croteau was by far the best ever seen at a World Tourney.

The housing committee of Freddy Melvin and Mrs. Pickering did a terrific job and were still performing their duties on the last day as a result of late-comers who arrived for the tourney windup.

Don Pickering, Frank Washer, George Sheldon, George Buskey, Mal Georgina were all busy as bees from start to finish with various details that required attention and action.

All in all the tourney reflected the wisdom of the NHPA awarding the tournament two years in advance. This was the first World Tourney held under that proviso and the extra year given the local club in its preparation paid off handsomely. Some of the difficulties encountered last year at Fargo and other tourneys in the past would have been corrected if there had been a two year period of preparation.

The 1970 World Tourney was awarded to South Gate, Calif. on the basis of a \$5,250.00 bid. Other bids were received from Greenville, Ohio and Middlesex, N. J. The Middlesex bid was higher in terms of dollars, but the delegates evidently thought three consecutive years on the east coast should defer to moving the location from region to region.


Tournament administration went smoothly for the most part. The only disorganized spot came on Wednesday afternoon and evening when the Juniors, Seniors, Intermediates, Girls and Women played. Pressure to find a spot for all entries in these divisions resulted in too many round robins.

The weatherman was co-operative. Rain stopped play on the first night of championship play and delayed the final night by more than two hours, but these handicaps were overcome and the remainder of the time excellent weather prevailed.

The office staff in charge of processing the results under the direction of NHPA Secretary Bob Pence did yeoman work. Emma Focht, Sam Goodlander, Mrs. Pence, Mrs. Dykes and others handled this tedious and difficult work. Processing the results of 1,266 games and 249 qualifiers is a gigantic task.

TED ALLEN HORSESHOES

Available now, for quick delivery, in medium hard, medium soft, and dead soft. The hard when available. This model is proving the most popular of all models. You can't go wrong in trying a pair.



Yet, a few people still swear by the model just prior to this last one. So, this office will act as aid for people who want them, have for trade or sale to each other. Write here, at any time.

In addition to world's records with other shoes before the start of his own shoe, 1938 Ted with Allens, 1938-1961, made and remade World's records 37 times, officially, and tied a few. And a host of World's titles in all divisions by he and others. Additional dozens of records over all states.

Available, first and only good brochure (50c) on methods of good, constructive lighting of courts.
Photo illustrations.

1045 Linden Avenue

Boulder, Colorado 80302

Tournament Notes — (Continued)

The NHPA party at the Elks campgrounds outside Keene, hosted by the Keene Club, was attended by some 600 or more people.

Entry totals were down from last year. High qualifying scores in the Men's division evidently discouraged many who would have normally been in the class C range. Entries in the Women's, Girls and Intermediate divisions were up from last year.

Among the missing — Curt Day, the 1966 World Champ from Indiana. Curt underwent three weeks of hospitalization this spring and was not in the physical shape necessary for the 35 game grind. Present but not playing was three times champion of the Women, Sue Gillespie of Indiana, who won in 1965 at Keene. Sue attended the meet, but due to a rigorous college program has been unable to practice and get in competitive trim.

Former Junior champ, Gary Roberts of Ohio, on leave from the armed services attended and played despite a total lack of practice. Nevertheless he placed 2nd in Class C.

Gov. John W. King of New Hampshire attended the tournament one afternoon during the finals in Class B and C.

Triplicate carbon impregnated scoresheets were used in the Men's championship play for the first time — one copy being the official with one going to each of the players. This scoresheet was pioneered by Stan MacCarty of Northern California and is now available through the NHPA.

Hall of Fame ceremonies were conducted by Carl Von Der Lancken of New York and inducted into membership were Casey Jones, of Wisconsin, Charlie Davis, of Missouri and Harry Woodfield (deceased) of Washington, D. C.

Publicity and press coverage was severely restricted by the telephone strike.

Paglarini, Former Minn. Champ, Wins Northwest Open At St. Paul, Minn.

By EDWARD E. ELSOLA, Director N. W. Open

The Northwest Tourney held at the Ramsey County courts, St. Paul, Minn., was attended by many participants and spectators. We were successful in adding an extra class "G". It was a tough fight among five top contenders, with Andy Paglarini of Hibbing, Minn. capturing the Championship. High qualifier was Art Holter of Minneapolis. Top winners are as follows:

CHAMPIONSHIP DIVISION

Andy PaglariniHibbing
Frank StinsonMinneapolis
Glenn SoggeStorden
Joe AnzaldiSt. Paul

CLASS A

Lloyd Frederickson.....Minneapolis, Minn.
George SuessMankato, Minn.
Carl WestSt. Paul, Minn.
Ben TrolenFt. Atkinson, Wis.

CLASS B — Norm Morrison, Cloquet, Minn.; Dave West, St. Paul, Minn.; Al Mischke, Westbrook, Minn.

CLASS C — Carl Gaetke, St. Paul, Minn.; Vic Tissek, St. Paul, Minn.; K. Jevne, Eau Claire, Wis.

CLASS D — N. Anderson, Minn.; Don Allen, St. Paul, Minn.; Elmer Bishop, St. Paul, Minn.

CLASS E — Si Andrews, Montivideo, Minn.; Harry Benson, Hibbing, Minn.; Paul Klawiter, Eau Claire, Wis.

CLASS F — H. Van Zyl, G. Sandquist, V. Potter.

CLASS G — Don Bestul, Eau Claire, Wis.; Joe Voelker, St. Paul, Minn.

Santa Barbara — Southern California

SEMENA NAUTICA "B" OPEN

GROUP 1				GROUP 2			
	W	L	%		W	L	%
F. Percy, LaHabra	5	0	57.6	E. Knorp, Goleta	5	0	58.0
A. Cauchon, Pasadena ...	4	1	46.1	W. Berg, Pasadena	4	1	52.9
W. Charnow, S. Barbara..	3	2	45.2	R. Hart, Santa Maria	3	2	42.2
S. Ybarra, Santa Barbara	2	3	37.4	W. Shipley, Alhambra	2	3	37.0
W. Hagy, Las Vegas, Nev.	1	4	37.6	Swann, Santa Barbara	1	4	30.0
M. Lingenfelter, Fullerton	0	5	32.4	P. Charnow, S. Barbara	0	5	21.4

PLAYOFF

	W	L	%		W	L	%
W. Berg, Pasadena	3	0	57.5	E. Knorp, Santa Barbara	1	2	49.3
F. Percy, LaHabra	2	1	59.3	A. Cauchon, Pasadena ...	0	3	43.1

SEMENA NAUTICA OPEN

	W	L	%		W	L	%
G. Schneider, Pico Rivera	9	0	76.2	J. Snyder, Chula Vista ..	3	4	68.3
R. Simmons, Downey	7	2	71.8	C. Cummins, Orcutt	3	4	56.9
J. Walker, Chula Vista ..	7	2	66.5	W. Berg, Pasadena	2	5	56.6
H. Durr, Los Angeles	6	3	64.7	H. Morse, Beaumont	2	5	55.4
J. Dawsey, Oxnard	5	2	68.7	E. Knorp, Santa Barbara	2	5	53.5
E. McFarlnad, Sepulveda	5	2	62.0	F. Percy, LaHabra	1	6	58.1
Gonzales, San Luis Obispo	4	3	71.6	W. Shipley, Alhambra	0	7	41.8
F. Esperanza, Oxnard	4	3	67.7	H. Slagg, Ontario	0	7	36.3

GORDON —

Since 1931

REDESIGNED FOR 1968 —

WITH HEAVIER HEEL CALKS

— CHOICE OF THREE TEMPERS —

DEAD SOFT

MEDIUM WITH HARDENED CALKS

HARD

APPROVED BY NHPA

OFFICIAL STAKES ALSO AVAILABLE

THE QUEEN CITY FORGING CO.

233 TENNYSON ST.

CINCINNATI, OHIO 45226

Northern California Association Tournaments

SEASIDE "D"

Group One			
	W	L	%
T. Yudacufski, Seaside....	3	1	35.5
W. Ochs, Santa Rosa	3	1	32.6
V. Mauricio, San Jose ...	3	1	28.8
R. Cain, Seaside	1	3	16.5
B. Blow, San Jose	0	4	15.3

Group Two

B. Henry, Seaside	5	0	32.7
Boronda, Arroyo-Oakland	4	1	34.9
L. Hickle, Modesto	2	3	27.6
G. Whitney, Seaside	2	3	21.1
E. Holley, Mosswood	1	4	23.9
A. Hauge, Seaside	1	4	13.4

Playoff

T. Yudacufski, Seaside ...	1	0	40.6
B. Henry, Seaside	0	1	32.8
Boronda, Arroyo-Oakland	1	0	40.6
V. Mauricio, San Jose ...	0	1	31.2

SEASIDE "C"

Group One

A. Burt, San Jose	6	0	43.6
B. Henry, Seaside	4	2	35.7
P. Begier, Arroyo	4	2	35.4
N. Boronda, Arroyo	4	2	34.5
C. Mullen, Modesto	2	4	35.8
T. Yudacufski, Seaside ...	1	5	32.9
M. Werniuth, Seaside ...	0	6	28.6

VALLEJO "C"

Group One

	W	L	%
J. Hodson	4	1	45.0
B. Saathoff	0	5	38.1
V. Gwaltney	4	1	40.8
B. McVicar	1	4	26.1
J. Demuth	2	3	43.5
C. Mullens	4	1	43.4

Group Two

B. Jerome	1	4	36.5
A. Burt	3	2	38.5
E. Neher	3	2	33.4
W. East	2	3	32.1
F. Kilburn	3	2	36.5
E. Bradt	3	2	37.5

Playoff

J. Hodson	3	0	42.2
A. Burt	2	1	33.9
C. Mullens	1	2	42.2
F. Kilburn	0	3	32.1

VALLEJO "D"

Group One

F. Westbrook	3	0	34.1
S. Hatsme	1	2	24.2
G. Hall	1	2	32.2
E. Holley	1	2	29.6

Group Two

D. Atherstone	3	0	37.8
V. Mauricio	2	1	38.2
B. Ochs	1	2	26.7
R. Blow	0	3	23.2

South Gate-Pomona — Southern California

ELMER BELLER OPEN

	W	L	%
G. Schneider, Pico Rivera	13	0	80.5
J. Walker, Chula Vista ..	11	2	70.2
A. Kamman, Mesa, Ariz.	10	3	71.6
J. Dawsey, Oxnard	9	4	70.8
R. Simmons, South Gate	9	4	69.2
J. Snyder, Chula Vista ...	8	5	66.3
H. Morrison, Modesto ...	7	6	65.8
E. McFarland, Sepulveda	6	7	63.9
J. Balzer, Santa Ana	6	7	60.4
W. Berg, Pasadena	4	9	56.6
Easterling, Hawthorne....	4	9	55.5
F. Pearcy, LaHabra	3	10	55.0
S. Libatique, South Gate	1	12	53.5
E. Brown, Anaheim	0	13	48.7

LONG BEACH "C" OPEN

	W	L	%
C. Bailey, Glendora	6	1	55.6
Mahlstedt, Thousand Oaks	5	2	51.0
R. Hudgens, Lynwood	4	3	52.6
E. St. Pierre, El Segundo	4	3	51.5
D. Shubert, Los Angeles..	3	2	52.7
F. Hofer, South Gate	3	2	43.2
C. Dennis, Lynwood	2	3	49.0
W. Sims, Long Beach	2	3	45.8
H. Slagg, Ontario	2	3	39.7
St. Thomas, Bell Gardens	1	4	47.0
S. Faulkner, Fullerton ...	1	4	43.3
W. Shipley, Alhambra ...	1	4	39.4

Maitlen Wins North East Indiana Tournament at Avilla

CHAMPIONSHIP — H. Maitlen, Berne, 6-0-68.5; R. Davis, Fort Wayne, 4-2-62.8; J. Hoyer, Pleasant Lake, 2-4-52.7; R. Hippenhammer, Avilla, 0-6-47.7.

CLASS B — A. Whitmore, No. Manchester, 6-1-56.4; V. Wray, Valparaiso, 4-3-50.6; R. Claussen, Hebron, 4-3-50.0; V. Huffman, Poneto, 4-3-47.2; E. Edwards, Kouts, 4-3-44.8; H. Miller, Fort Wayne, 3-4-46.9; F. Clem, Fort Wayne, 2-5-43.0; D. Trindle, Elkhart, 1-6-41.0.

CLASS C — R. McKinniss, Lafayette, 6-1-49.5; E. Pauley, Elkhart, 5-2-51.8; E. Heck, Fort Wayne, 4-2-44.5; H. Harp, Kendallville, 3-3-45.9; R. Wolfinger, Elkhart, 3-3-45.7; B. Cook, Elkhart, 1-5-35.5; L. Frazier, Millersburg, 0-6-40.0.


CLASS D — K. Renkenberger, Avilla, 6-0-49.0; R. Grable, Columbia City, 3-3-40.0; B. Tom, Elkhart, 3-3-37.5; L. Frederick, Hudson, 3-3-37.3; K. Bales, Kimmell, 3-3-32.0; E. Diehm, Avilla, 2-4-31-0; W. Bales, Knox, 1-5-35.4.

CLASS E — D. Hippenhammer, Avilla, 5-1-36.1; B. Hoyer, Angola, 4-2-31.1; H. Garman, Auburn, 3-2-32.0; L. Briggs, Avilla, 3-2-30.8; L. McCoy, Laotto, 1-4-26.7; L. LaFever, Fort Wayne, 0-5-19.4.

CLASS F — B. Pumphrey, Fort Wayne, 4-1-33.5; R. McCoy, Albion, 3-2-32.3; W. Eader, South Bend, 3-2-31.0; S. Treat, Goshen, 3-2-24.7; D. Crebbs, Elkhart, 1-4-25.3; F. Shelton, Avilla, 1-4-25.0.


The Ultimate . . . in Horseshoe Pitching Equipment

DIXON PORTABLE HORSESHOE COURTS (Patent Pending) are now available at an attractive price. The new spring suspension system has eliminated some cost and improves the efficiency of the rubber pad greatly. These courts will make you a better horseshoe pitcher and we guarantee the ringers you throw will stay there.



Complete Single Court Ready For Use
Length of Pad 36" x 27" wide x $\frac{5}{8}$ " thick.

**NO MUD
NO DIRT
NO MAINTENANCE**



Single Court Without Rubber Pad
Length of box 32" x 21 $\frac{1}{2}$ " wide x 4" deep.

Each end of the court is boxed separately and weighs approximately 38 pounds — 76 pounds for the complete court. A conversion court that can be used to set over your present clay court is also available. The same pad is used on all styles and is interchangeable, which means that it can be used on clay and boxed in the portable for mobility.

The portable is stored easily in the trunk of your car, and can be set up ready to go in 5 minutes in your yard, on your drive, at the park, on the beach, at the lake, in your basement (if you have enough room), in the barn (if you are on the farm), in gymnasiums at school or anyplace where there is enough room. The portable will give maximum performance and can be converted to any desired height by ripping off the top side.

PRICE

4" and 2" portables — \$39.50 per set of two, f.o.b. Des Moines, Iowa
Rubber Pads only — per pair, \$18.50, f.o.b. Des Moines, Iowa

DIXON PORTABLE HORSESHOE COURTS

2616 49th STREET

DES MOINES, IOWA 50310

Riffle Sweeps Field In London, Ohio Open Tournament

Glenn Riffle of Dayton, easily won the 3rd Annual London, Ohio, Open Horseshoe Tournament played on Cowling park's shady 6 court layout, in Dayton, Ohio.

Riffle's 78% and 256 points paced the 58 qualifiers and his 91.2% game with Ralph Bennett was top individual effort.

CLASS A

	W	L	%
G. Riffle, Dayton	7	0	76.8
D. Knotts, Springfield	6	1	67.7
B. Redding, Kiousville	4	3	64.1
R. Bennett, London	4	3	60.7
G. Dilgard, Crestline	3	4	60.9
M. Gardner, Urbana	2	5	59.2
T. Pearce, W. Jefferson..	1	6	59.6
R. Miller, Springfield	1	6	57.2

CLASS B

	W	L	%
J. Pillion, Casstown	7	2	55.9
K. Kugler, Hamilton	5	3	59.6
L. Hill, Marysville	5	3	55.5
L. Rose, Columbus	4	3	52.7
R. Von Dach, Delaware	3	4	57.0
G. Gibbons, Xenia	3	4	50.9
J. Nicholl, Grove City	3	4	48.0
H. Witter, Columbus	0	7	46.2

CLASS C — H. Chadwick, Columbus, 5-0-54.1; T. Harris, London, 4-1-55.1; G. Mitchell, Ostrander, 3-2-42.2; Oral Blosser, Urbana, 2-3-46.9; N. Hageman, Ostrander, 1-4-47.7; G. Hoddy, Galloway, 0-5-39.6.

CLASS D — O. Reno, Lucasville, 5-0-49.0; E. Pratt, Columbus, 3-2-46.8; J. Yohn, Urbana, 3-2-45.1; F. Kiger, Lancaster, 2-3-47.3; I. Butcher, Bloomingburg, 2-3-46.3; L. Miller, Plain City, 0-5-34.3.

CLASS E — J. Cummins, London, 5-0-42.3; J. Hodges, Delaware, 4-1-46.6; A. Miller, London, 2-3-43.2; P. Beach, Junction City, 2-3-38.1; F. Park, Columbus, 1-4-36.6; R. Becker, London, 1-4-34.9.

CLASS F — N. Bennett, Sr., London, 5-0-45.1; J. Baldwin, Leonardsburg, 4-1-36.4; B. Whaley, Greenfield, 2-3-28.2; E. Redding, Kiousville, 2-3-27.6; H. Noland, Ostrander, 1-4-25.2; C. Noland, Delaware, 1-4-24.7.

CLASS G — R. Colliflower, South Vienna, 5-2-34.2; D. Oyer, London, 4-3-33.7; D. Stewart, Plain City, 3-2-28.9; F. Latimore, Marion, 3-2-28.7; E. Redding, Kiousville, 2-3-26.9; Richard Becker, London, 1-4-27.0.

CLASS H — J. Clevenger, Ostrander, 5-0-23.1; J. Howell, Bremen, 3-2-31.1; D. Hutchins, London, 3-2-25.3; H. Reed, Marysville, 2-3-27.4; H. Davis, Ostrander, 1-4-23.6; J. Dixon, London, 1-4-19.7.

CLASS I — L. King, Urbana, 5-0-33.0; R. Miller, Plain City, 4-1-17.1; E. Litchfield, London, 3-2-13.8; R. Bennett, London, 2-3-13.2; A. Holton, London, 1-4-14.1; R. Redding, Kiousville, 0-5-17.3.

Walt McGarvey Wins Inland Empire Invitational (Wash.)

The seventh annual Inland Empire Invitational Handicap was held on private courts at Pasadena Park, Spokane, Wash. with Walt McGarvey of Lewiston, Idaho winning the tournament.

Second was Dayton Martindale of Quincy, Wash., who also had the highest percentage of the tournament with 65.2%.

Henry Knauff of Spokane, Wash., the Inland Empire's best pitcher, was unable to compete as he injured his back in a fall from a roof.

	W	L	%		W	L	%
W. McGarvey, Idaho	6	1	63.0	H. McKay, Wash.	2	5	35.9
D. Martindale, Wash.	6	2	65.2	D. Curry, Idaho	2	5	44.7
J. Lafferty, Wash.	5	3	59.0	W. Hastings, Idaho	2	5	41.7
W. Rehard, Wash.	4	3	62.4	P. Stratton, Wash.	2	5	44.8

McChesney Edges Smith For Froid, Mont. Open Crown

CLASS A

	W	L	%
E. McChesney, Sidney	5	2	48.5
A. Smith, Froid	5	2	49.0
E. Thorstad, Buffalo, S.D.	4	3	50.2
Mosbrucker, Bowman, N.D.	4	3	44.6
G. Larson, Opheim	4	3	44.2
Hedman, Gascoyne, N.D.	3	4	41.4
P. Prescott, Poplar	3	4	41.3
O. Lunden, Poplar	0	7	30.1

CLASS B

	W	L	%
Herb Sand, Glasgow	7	0	48.5
Henry Sand, Glasgow	4	3	39.8
H. Jensen, Culbertson	4	3	39.2
W. Quilling, Sidney	4	3	39.1
I. Miller, Nashua	4	3	34.8
A. Stolen, Opheim	3	4	32.7
B. Eschenbacher, Froid....	1	6	27.0
A. Diege, Sidney	1	6	26.0

CLASS C — A. Black, Sidney, 6-1-35.1; A. Eschenbacher, Froid, 6-1-30.8; M. Waller, Homestead, 5-2-32.4; P. Kordonsy, Sidney, 3-4-27.0; P. Trudell, Fairview, 2-5-24.8; E. Tompt, Homestead, 2-5-23.4; H. Waller, Froid, 2-5-23.1; B. Burns, Fort Peck, 2-5-21.6;

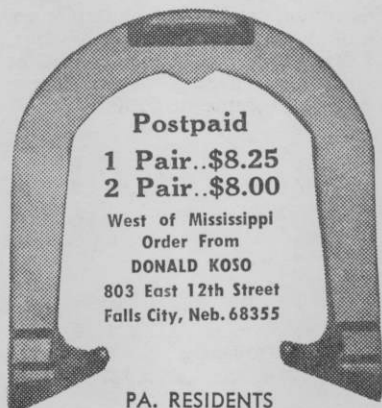
CLASS D — B. Mustead, Glasgow, 8-0-29.1; S. Rumsey, Culbertson, 7-1-26.1; Alvin Smith, Culbertson, 5-3-23.1; V. German, Wibaux, 4-4-25.8; M. Martin, Fairview, 4-4-20.1; M. Anderson, Sidney, 3-5-17.5; C. Damm, Culbertson, 3-5-17.3; B. Smith, Froid, 2-6-17.1; T. Wagner, Glasgow, 1-7-17.0.

CLASS E — C. Halseide, Culbertson, 6-1-29.3; T. McCabe, Froid, 6-1-25.7; H. Coolidge, Fairview, 5-2-21.4; J. Wagner, Glasgow, 5-2-17.0; L. Krogedal, Froid, 2-5-12.6; J. Krohmer, Froid, 2-5-11.8; D. Bratten, Froid, 1-6-14.2; G. Childers, Fairview, 1-6-7.1.

Scientifically Designed For Maximum Performance

IMPERIAL

- Exclusive Weighted Point Design For Maximum Stability And Balance
- Maximum Effective Ringer Break
- Hardened Hooks And Points On All Horseshoes
- Available In Medium Hard, Medium Soft, Dead Soft
- Guaranteed For One Year On Pro-Rated Use Basis



PA. RESIDENTS
 ADD 6% SALES TAX

CLYDE MARTZ

Write for Larger Quantity Price List

3233 ARAPAHOE ROAD PITTSBURGH, PA. 15234

Elmer Hohl, New World Champion, Breezes Thru Silver Shoe Tournament At Galt, Ontario, Canada

With the victory gleam still in his eyes, Elmer Hohl, of Wellesley, Ontario, Canada, continued his winning ways to capture the Silver Shoe Tournament held at Holt's Club courts in Galt, Ontario. He averaged 81.0 per cent for the tournament. Ross Stevenson of New Hamburg, also just home from the world tournament, where he finished in 9th place, lost 1 game to Hohl to take second in the Silver Shoe. All players were from Ontario.

CLASS AA

	W	L	%
E. Hohl, Wellesley	5	0	81.0
Stevenson, New Hamburg 4	1	65.6	
R. Riehl, New Hamburg..	3	2	54.5
C. Neeb, Wellesley	2	3	60.6
C. Kerr, Goderich	1	4	50.5
K. Emms, London	0	5	45.1

CLASS A

	W	L	%
J. Roeder, Waterloo	4	1	51.5
J. Newton, Toronto	3	2	49.4
H. Leis, Wellesley	3	2	48.0
B. Christon, Toronto	3	2	43.4
E. Davies, Goderich	2	3	44.4
J. Newton, Toronto	0	5	43.4

CLASS B — J. McGuigan, Toronto, 4-1-57.5; H. Jolliffie, Aurora, 4-1-52.5; A. Falsetto, Preston, 4-1-50.4; B. White, Galt, 2-3-34.3; H. Wolstenholme, Galt, 1-4-28.2; R. Goddard, Toronto, 1-4-27.2.

CLASS C — S. Hodges, Woodstock, 3-0-41.0; B. Carte, Interkip, 2-1-47.0; B. McIntosh, Hespler, 1-2-21.0; G. Harburn, Staffa, 0-3-37.0.

CLASS D — H. Lepp, St. Catharines, 3-0-46.0; B. McDonald, Woodstock, 2-1-42.0; A. Merrill, St. Catharines, 1-2-45.0; J. Studeny, Toronto, 0-3-42.0.

CLASS E — F. Simmons, Toronto, 3-0-47.0; A. Wilson, Hamilton, 2-1-48.0; A. Byron, Toronto, 1-2-24.0; G. Zorzi, Guelph, 0-3-36.0.

Annual Tournament Of Champions Won By Toole Of Arkansas

The annual tourney of champions was moved to Springfield, Mo. with Floyd Toole of Arkansas taking honors in Class A; Valdois of Kansas winning Class B; R. Frakes of Missouri, Class C and Snelson of Missouri, Class D.

Toole averaged 82% with his new turn — now pitching the 1¾ turn. He also had high game of 91.3%.

CLASS A

	W	L	%		W	L	%
F. Toole, Arkansas	5	0	82.1	E. Stowe, Missouri	2	3	67.2
M. Tamboer, Kansas	4	1	68.9	H. Gilmore, Missouri	1	4	60.0
E. Winston, Missouri	2	3	67.7	W. Winston, Missouri	1	4	52.7

CLASS B

	W	L	%		W	L	%
V. Valdois, Kansas	4	1	63.8	R. Frakes, Missouri	2	3	55.7
D. Fermin, Kansas	4	1	56.5	R. Branine, Kansas	2	3	55.2
J. Elkins, Missouri	3	2	54.8	M. Reheis, Kansas	0	5	50.9

CLASS C — Frakes, Missouri, 4-1-61.1; Fermin, Kansas, 4-1-59.2; Branine, Kansas, 3-2-59.8; Plute, Missouri, 2-3-53.9; Lee, Kansas, 1-4-52.0; Kahle, Oklahoma, 1-4-52.8.

CLASS D — Snelson, Missouri, 7-0-47.3; Nichol, Missouri, 5-2-42.8; Bayless, Missouri, 4-3-44.1; Acock, Missouri, 4-3-44.4; Yeoman, Missouri, 3-4-43.0; P. Branine, Kansas, 2-5-37.6; Belden, Oklahoma, 2-5-38.3.



“From Out Of The Mail Bag”

August 19th, 1968

Mr. F. Ellis Cobb, Editor
The Horseshoe Pitcher's News Digest
1307 Solfisburg Avenue
Aurora, Illinois 60505

Dear Mr. Cobb:

I am writing in reference to the awarding of the 1970 World Horseshoe Tournament. I believe it should have been awarded to the State of New Jersey for two good reasons. First of all it was the Highest bidder, and secondly, it has never been held in that state.

In order to promote an even greater participation in this up and coming sport, I suggest giving bigger and better prizes. By awarding the bid to the highest bidder, more funds would be made available.

In any event, should it be given to a lower bidder, it is then my contention that the lower bidder equal the amount of the highest bidder.

Very Truly Yours,

Louis J. Gancos
436 - 69th Street
Brooklyn, N. Y. 11220

Fulton County (Ohio) Fall Tourney, Wauseon, Ohio,

Oct. 4-6

The Fulton County Horseshoe Club will hold a Fall Tournament at the fairgrounds, Wauseon, Ohio, on October 4-5-6. Entry fee is \$5.00. Qualifying (100 shoes) can be done on Friday nite, October 4 and Saturday, October 5, until 12:00 noon. This tournament is for men only. NHPA cards are required. Trophies and cash prizes awarded in each class.

HORSESHOE PITCHER TROPHIES

LARGE SELECTION LOW AS \$1.00

Lowest prices, biggest discounts. Fast service on all the newest designs of top quality. Send now for new 68-page full-color catalog. IT'S FREE!

NORTON TROPHY CO. 4350 N. PULASKI ROAD
CHICAGO 41, ILLINOIS
Dept. A-1



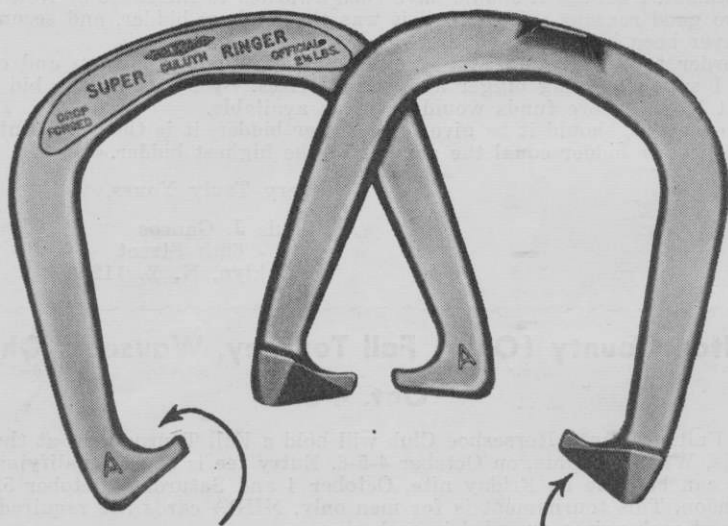
Get more ringers with

NEW

DIAMOND

®

SUPER RINGER PITCHING SHOES



LONGER CLIPS INCREASED CALK ANGLE
GRAB THE STAKE FOR MORE RINGERS

Now available at your favorite sporting goods store

"DIAMOND PITCHING HORSESHOES ARE RECOGNIZED AS OFFICIAL IN TOURNAMENTS SANCTIONED BY THE NATIONAL HORSESHOE PITCHERS ASSOCIATION"



DIAMOND TOOL

and Horseshoe Co.

Established 1908



DULUTH, MINNESOTA • TORONTO, ONTARIO